

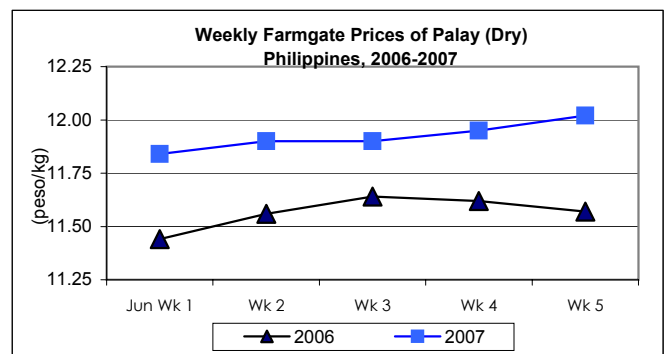


Updates on Palay, Rice & Corn Prices, June 2007

A. Farmgate Price of Palay

- * Prices of palay remained stable on the 3rd week but moved up until the end of the month.

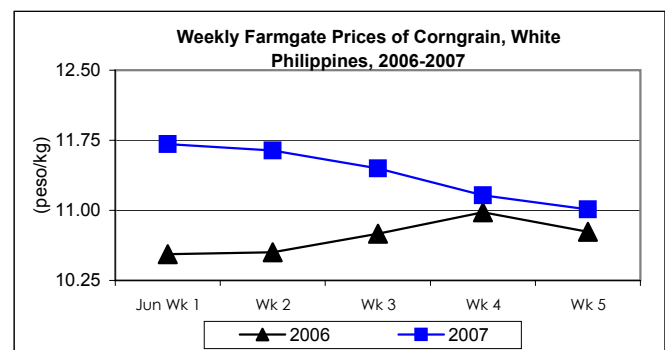
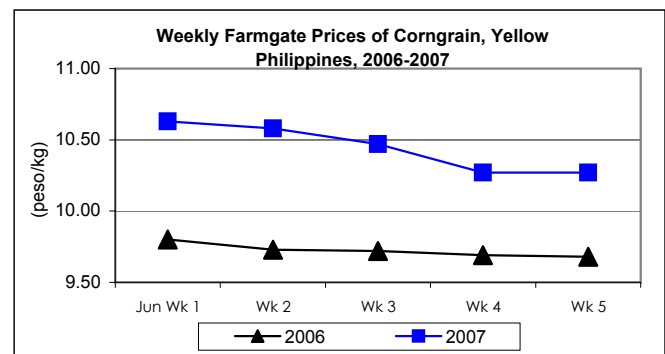
- in June, the average price of palay was P11.91/kg. It registered **increments** of 1.79% from May 2007 price and 3.12% from June 2006 record.



B. Farmgate Prices of Corngrain, Yellow and White

- * Both varieties reflected decreasing prices over the weeks until the close of the month. But, quotations were still higher from last year's prices.

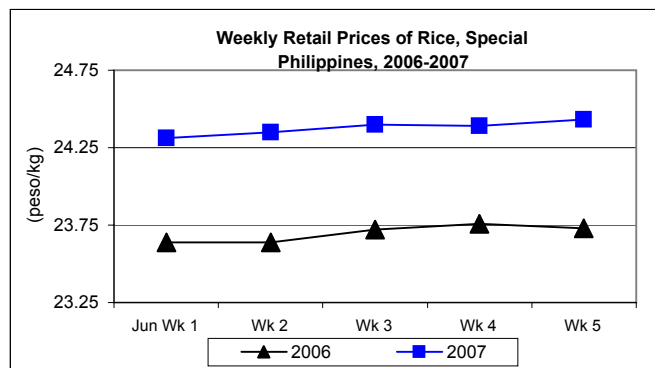
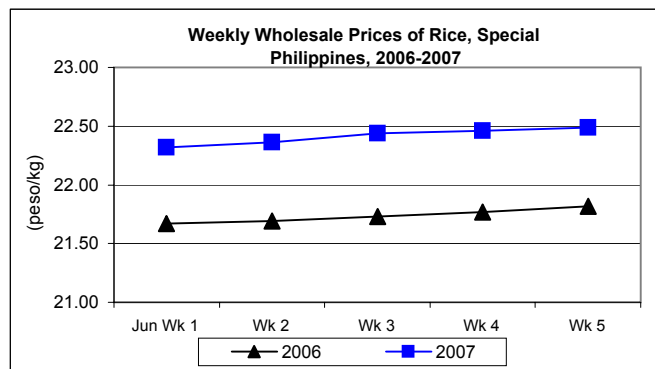
- Yellow corngrain price at P10.51/kg was **down** by 1.31% from the previous month's price but was **up** by 7.91% from last year's record.
- White corngrain price settled this month at P11.39/kg which was 2.57% **lower** than last month's price but **higher** by 7.55% from year's quotation.



C. Wholesale and Retail Prices of Rice, Special

☀ Wholesale prices sustained their uptrend while retail prices dropped on the 4th week but recovered at the close of the month.

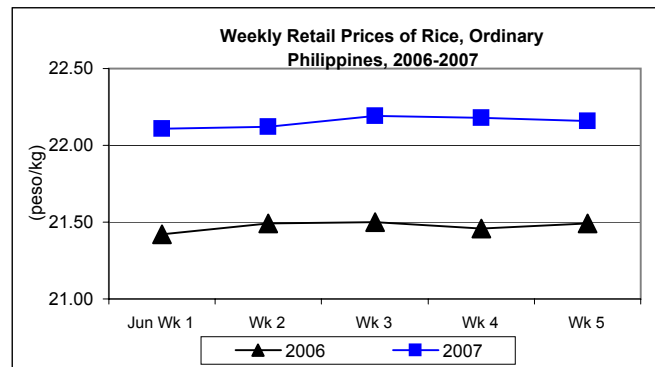
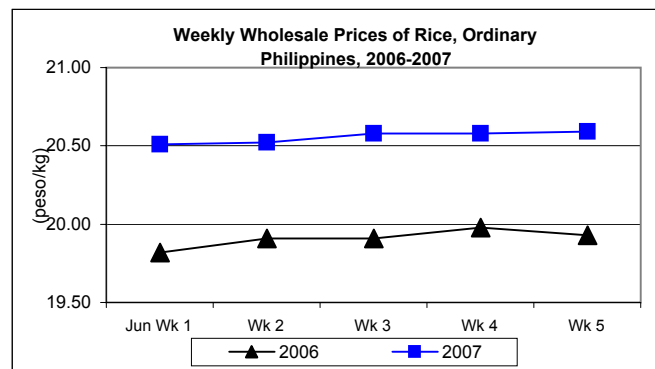
- Wholesale price at P 22.41/kg was **above** the previous month's quotation by 0.63% and by 3.22% from last year's record.
- Retail price at P24.38/kg was **higher** by 0.37% from May 2007 price and by 2.91% from June 2006 report.



D. Wholesale and Retail Prices of Rice, Ordinary

☀ Wholesale prices halted their uptrend on the 4th week but the monthly average price was higher. Retail prices dropped during the last two weeks but levels were still higher than the start of the month quotation.

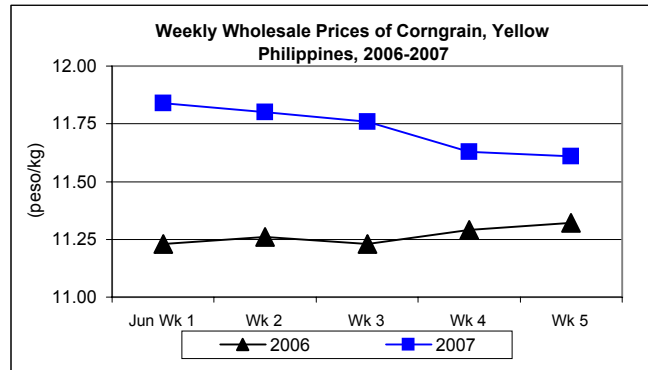
- Monthly average wholesale price at P20.56/kg was 0.64% and 3.32% **higher** than the preceding month's and last year's prices, respectively.
- Retail price at P22.15/kg recorded **increases** of 0.64% from May 2007 price and 3.17% from June 2006 record.



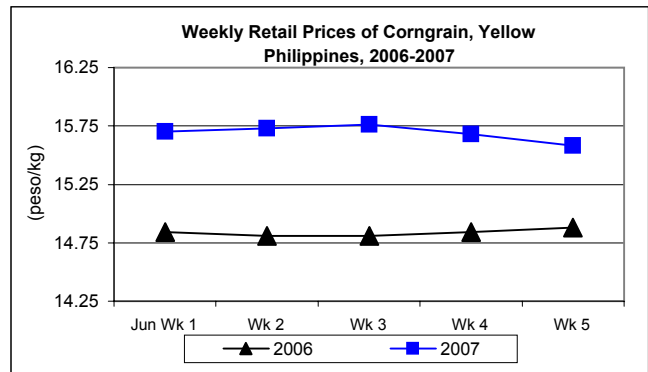
E. Wholesale and Retail Prices of Corngrain, Yellow

☀ Weekly price decreases at wholesale were noted during the month. Retail prices indicated upswings on the 4th and last week of the month.

- Wholesale price at P11.73/kg posted a 0.59% **drop** from the previous month's level but showed a 4.27% **mark-up** from last year's record.



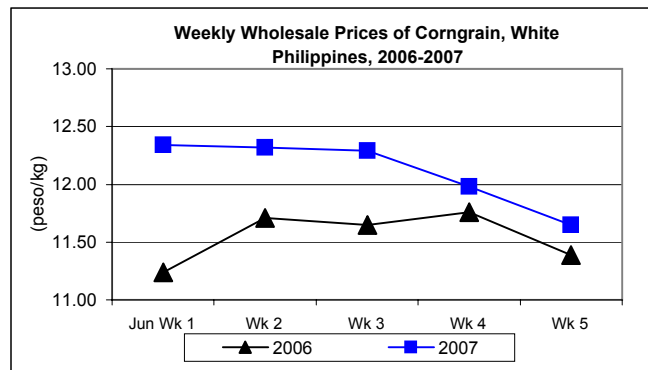
- Retail price closed at P15.72/kg and **increased** by 0.90% from May 2007 price and by 6% over June 2006 report.



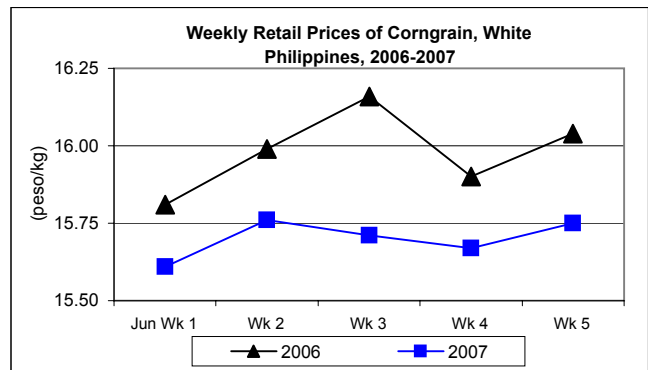
F. Wholesale and Retail Prices of Corngrain, White

☀ Prices at wholesale posted weekly decreases while retail prices recorded weekly fluctuations.

- Wholesale price at P12.12/kg was **lower** by 1.86% from the month-ago price but was **higher** by 6.60% from the quotation of 2006.



- Average retail price at P15.70/kg **increased** by 1.95% over last month's report but **decreased** by 1.32% from last year's level.



Annex 1

Comparative Farmgate, Wholesale and Retail Prices of Palay, Rice and Corn, Philippines for the month of June 2007

Month/Week	Palay, dry		Rice, Special			
	Farmgate Prices		Wholesale Prices		Retail Prices	
	Price/kg	% Change	Price/kg	% Change	Price/kg	% Change
Wk 1	11.84	-	22.32	-	24.31	-
Wk 2	11.90	0.51	22.36	0.18	24.35	0.16
Wk 3	11.90	0.00	22.44	0.36	24.40	0.21
Wk 4	11.95	0.42	22.46	0.09	24.39	-0.04
Wk 5	12.02	0.59	22.49	0.13	24.43	0.16
Jun 2007	11.91	-	22.41	-	24.38	-
Jun 2006	11.55	3.12	21.71	3.22	23.69	2.91
May 2007	11.70	1.79	22.27	0.63	24.29	0.37

Month/Week	Rice, Ordinary			
	Wholesale Prices		Retail Prices	
	Price/kg	% Change	Price/kg	% Change
Wk 1	20.51	-	22.11	-
Wk 2	20.52	0.05	22.12	0.05
Wk 3	20.58	0.29	22.19	0.32
Wk 4	20.58	0.00	22.18	-0.05
Wk 5	20.59	0.05	22.16	-0.09
Jun 2007	20.56	-	22.15	-
Jun 2006	19.90	3.32	21.47	3.17
May 2007	20.43	0.64	22.01	0.64

Month/Week	Corngrain, Yellow					
	Farmgate Prices		Wholesale Prices		Retail Prices	
	Price/kg	% Change	Price/kg	% Change	Price/kg	% Change
Wk 1	10.63	-	11.84	-	15.70	-
Wk 2	10.58	-0.47	11.80	-0.34	15.73	0.19
Wk 3	10.47	-1.04	11.76	-0.34	15.76	0.19
Wk 4	10.27	-1.91	11.63	-1.11	15.68	-0.51
Wk 5	10.27	0.00	11.61	-0.17	15.58	-0.64
Jun 2007	10.51	-	11.73	-	15.72	-
Jun 2006	9.74	7.91	11.25	4.27	14.83	6.00
May 2007	10.65	-1.31	11.80	-0.59	15.58	0.90

Month/Week	Corngrain, White					
	Farmgate Prices		Wholesale Prices		Retail Prices	
	Price/kg	% Change	Price/kg	% Change	Price/kg	% Change
Wk 1	11.71	-	12.34	-	15.61	-
Wk 2	11.64	-0.60	12.32	-0.16	15.76	0.96
Wk 3	11.45	-1.63	12.29	-0.24	15.71	-0.32
Wk 4	11.16	-2.53	11.98	-2.52	15.67	-0.25
Wk 5	11.01	-1.34	11.65	-2.75	15.75	0.51
Jun 2007	11.39	-	12.12	-	15.70	-
Jun 2006	10.59	7.55	11.37	6.60	15.91	-1.32
May 2007	11.69	-2.57	12.35	-1.86	15.40	1.95

* - Jun 07/Jun 06 and Jun 07/May 07, respectively