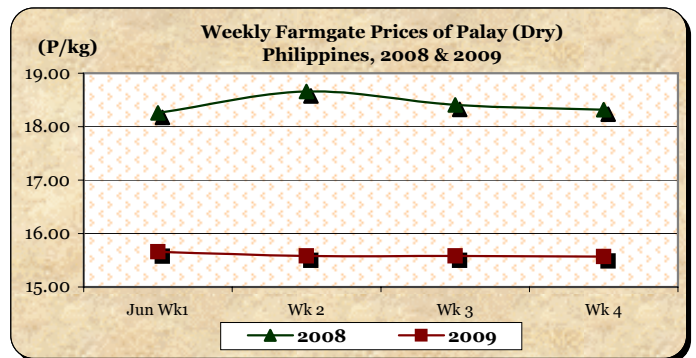


A. Farmgate Price of Palay

* Farmgate price exhibited an almost weekly reduction during the month.

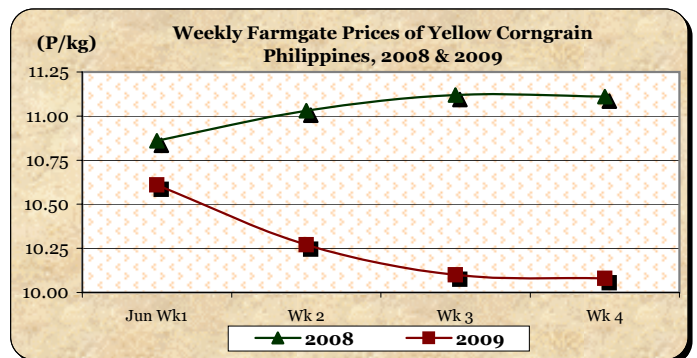
- Average price at P15.63/kg **dropped** by 1.82% and by 14.07% from last month's and last year's levels.



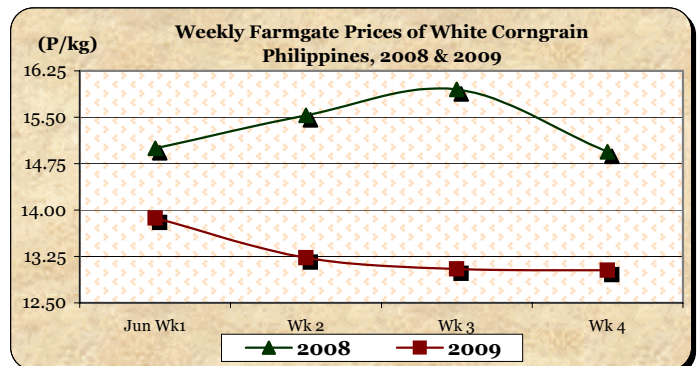
B. Farmgate Prices of Corngrain, Yellow and White

* Prices of yellow and white corngrain sustained weekly reductions.

- Yellow corngrain price at P10.35/kg was **down** by 10.08% and 6.76% relative to prices of last month and last year, respectively.



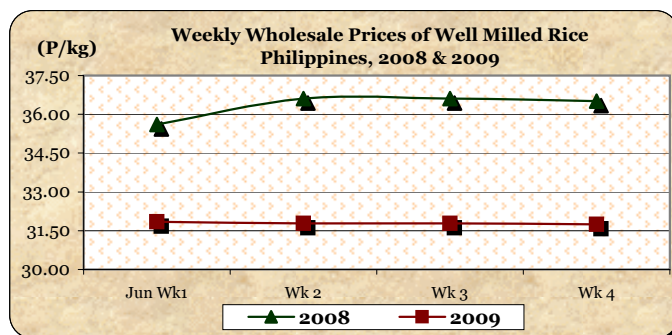
- White corngrain price at P13.44/kg was 7.82% **lower** than last month's P14.58/kg and 10.52% down from last year's P15.02/kg.



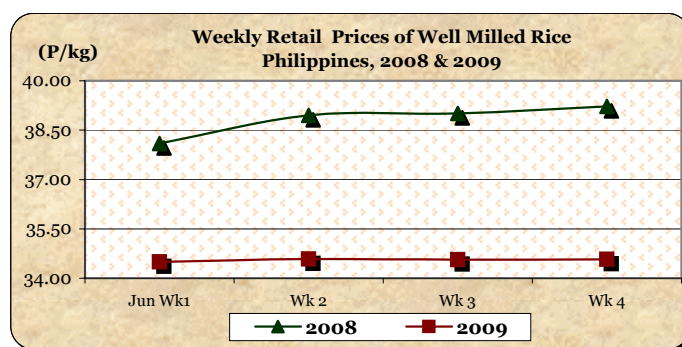
C. Wholesale and Retail Prices of Well Milled Rice (WMR)

* Wholesale price reflected a downtrend while retail price fluctuated during the month.

- Average wholesale price at P31.78/kg was 0.28% and 11.57% **below** last month's and last year's records.



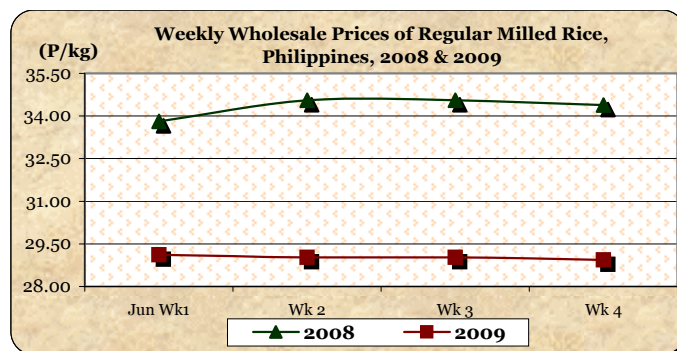
- Average retail price at P34.55/kg indicated a 0.12% **increment** from last month's quotation but posted a 10.03% **reduction** from 2008 level.



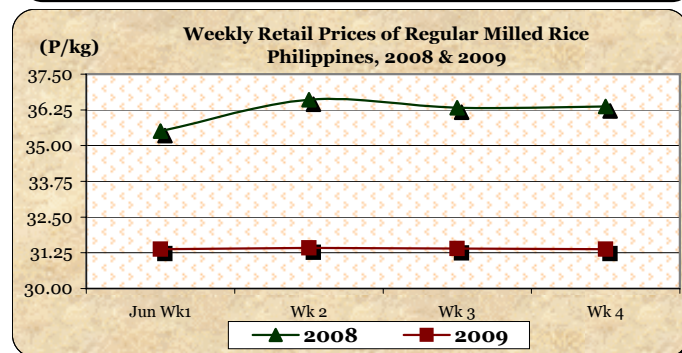
D. Wholesale and Retail Prices of Regular Milled Rice (RMR)

* Intermittent weekly fluctuations were observed at wholesale level. Retail price posted decrements except on the 2nd week.

- At wholesale, average price at P29.03/kg **dropped** by 0.34% and 14.62% from last month's and last year's levels, respectively.



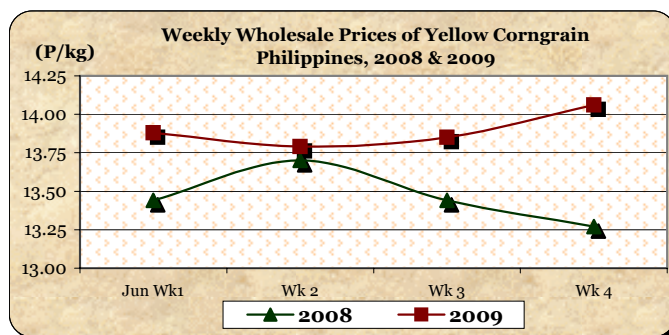
- At retail, average price at P31.40/kg **went down** by 0.19% from last week's P31.46/kg and by 12.27% from last year's P35.79/kg.



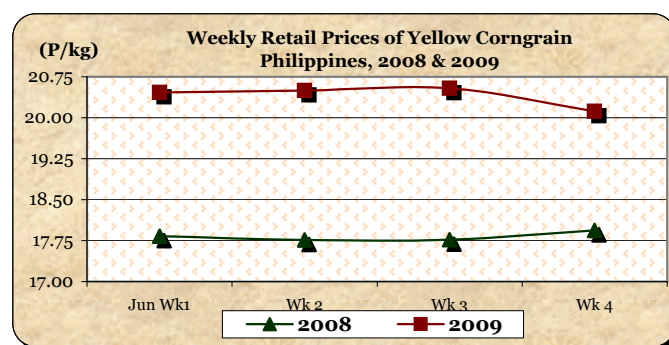
E. Wholesale and Retail Prices of Corngrain, Yellow

* At wholesale, a cut was registered on the 2nd week while increases were noted on the remaining weeks. At retail, price increments were recorded on the 2nd and 3rd weeks of the month.

■ At wholesale, the monthly average price closed at P13.90/kg, still **lower** by 3.47% compared to last month's P14.40/kg but was **higher** than last year's P13.42/kg.



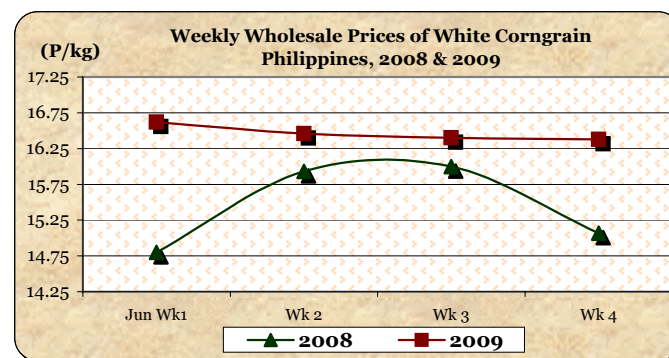
■ At retail, average price at P20.44/kg was 0.29% **lower** than last month's level but was **higher** by 14.77% from last year's record.



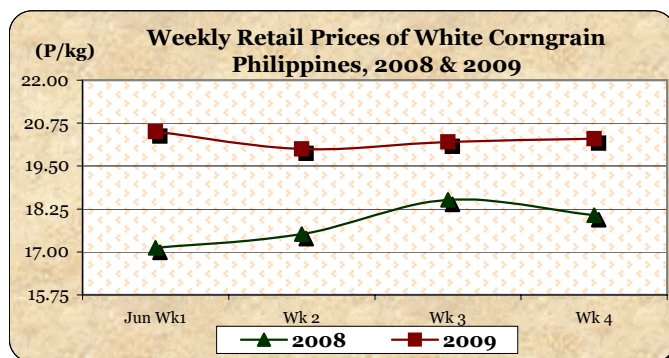
F. Wholesale and Retail Prices of Corngrain, White

* Wholesale price rose on the 1st week but went down on the last three weeks. Retail prices increased on the 3rd and 4th weeks.

■ Average wholesale price at P16.22/kg was 4.08% **lower** than last month's level but was **higher** by 9.01% from 2008 record.



■ Average retail price at P20.16/kg showed **mark-ups** of 0.40% and 11.63% relative to last month's and last year's prices.



Annex 1

Comparative Farmgate, Wholesale and Retail Prices of Palay, Rice and Corn, Philippines for the month of June 2009

Month/Week	Palay, dry		Well Milled Rice (WMR)			
	Farmgate Prices		Wholesale Prices		Retail Prices	
	Price/kg	% Change	Price/kg	% Change	Price/kg	% Change
Wk 1	15.66	-0.70	31.85	-0.03	34.50	-0.06
Wk 2	15.58	-0.51	31.78	-0.22	34.58	0.23
Wk 3R	15.58	0.00	31.78	0.00	34.56	-0.06
Wk 4P	15.57	-0.06	31.74	-0.13	34.57	0.03
Jun 2009P	15.63	-	31.78	-	34.55	-
Jun 2008	18.19	-14.07	35.94	-11.57	38.40	-10.03
May 2009R	15.92	-1.82	31.87	-0.28	34.51	0.12

Month/Week	Regular Milled Rice (RMR)			
	Wholesale Prices		Retail Prices	
	Price/kg	% Change	Price/kg	% Change
Wk 1	29.12	0.21	31.38	-0.16
Wk 2	29.03	-0.31	31.42	0.13
Wk 3R	29.03	0.00	31.40	-0.06
Wk 4P	28.94	-0.31	31.38	-0.06
Jun 2009P	29.03	-	31.40	-
Jun 2008	34.00	-14.62	35.79	-12.27
May 2009R	29.13	-0.34	31.46	-0.19

Month/Week	Corngrain, Yellow					
	Farmgate Prices		Wholesale Prices		Retail Prices	
	Price/kg	% Change	Price/kg	% Change	Price/kg	% Change
Wk 1	10.61	-1.12	13.88	0.22	20.46	-0.63
Wk 2	10.27	-3.20	13.79	-0.65	20.50	0.20
Wk 3R	10.10	-1.66	13.85	0.44	20.54	0.20
Wk 4P	10.08	-0.20	14.06	1.52	20.12	-2.04
Jun 2009P	10.35	-	13.90	-	20.44	-
Jun 2008	11.10	-6.76	13.42	3.58	17.81	14.77
May 2009R	11.51	-10.08	14.40	-3.47	20.50	-0.29

Month/Week	Corngrain, White					
	Farmgate Prices		Wholesale Prices		Retail Prices	
	Price/kg	% Change	Price/kg	% Change	Price/kg	% Change
Wk 1	13.87	-1.28	16.62	3.55	20.50	4.27
Wk 2	13.23	-4.61	16.46	-0.96	20.00	-2.44
Wk 3R	13.05	-1.36	16.40	-0.36	20.20	1.00
Wk 4P	13.03	-0.15	16.38	-0.12	20.30	0.50
Jun 2009P	13.44	-	16.22	-	20.16	-
Jun 2008	15.02	-10.52	14.88	9.01	18.06	11.63
May 2009R	14.58	-7.82	16.91	-4.08	20.08	0.40

Note: R-revised; P-preliminary

