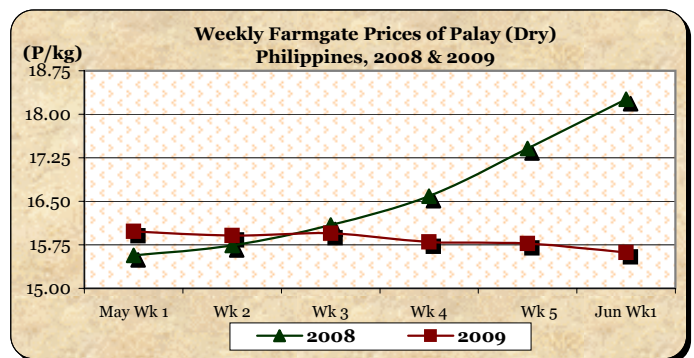


### A. Farmgate Price of Palay

★ Price reduction was sustained at a rate much faster than last week's movement.

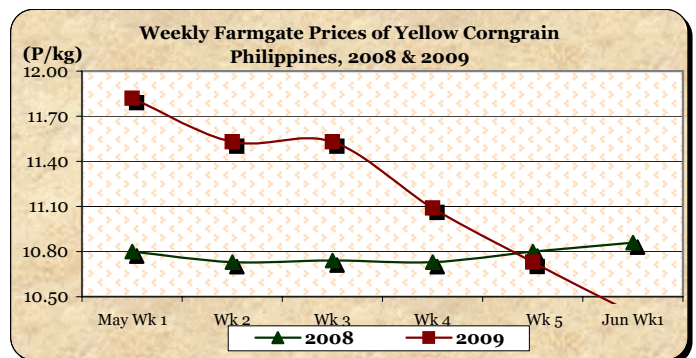
- Average price at P15.62/kg slid by 0.95% from last week's price and by 14.46% from last year's level.



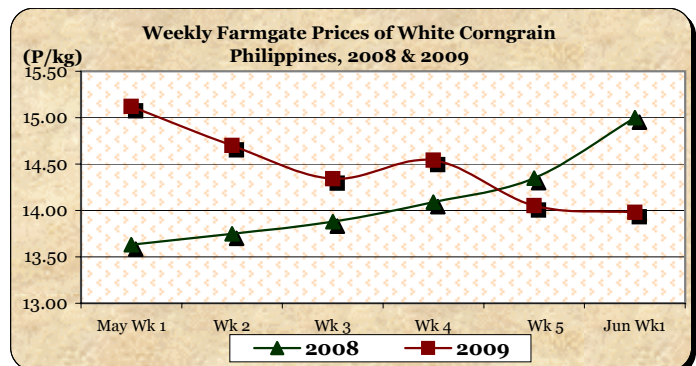
### B. Farmgate Prices of Corngrain, Yellow and White

★ Prices of yellow corngrain and white corngrain continued to decline.

- Yellow corngrain price at P10.39/kg was down by 3.17% and 4.33% relative to prices of last week and last year, respectively.



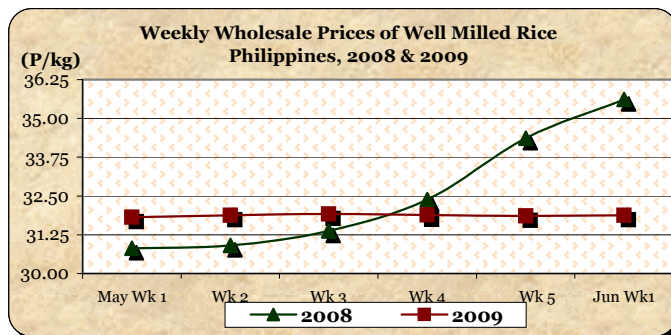
- White corngrain price at P13.98/kg was lower by 0.50% from last week's P14.05/kg and by 6.80% compared to last year's P15.00/kg.



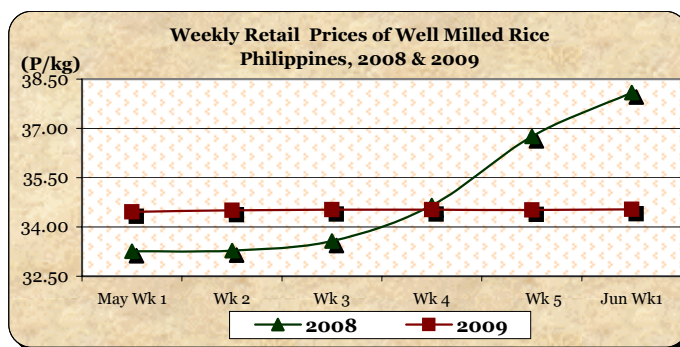
**C. Wholesale and Retail Prices of Well Milled Rice (WMR)**

\* Both wholesale and retail prices recovered from last week's cuts.

■ Average wholesale price at P31.88/kg was 0.06% **above** last week's report but 10.47% **below** 2008 record.



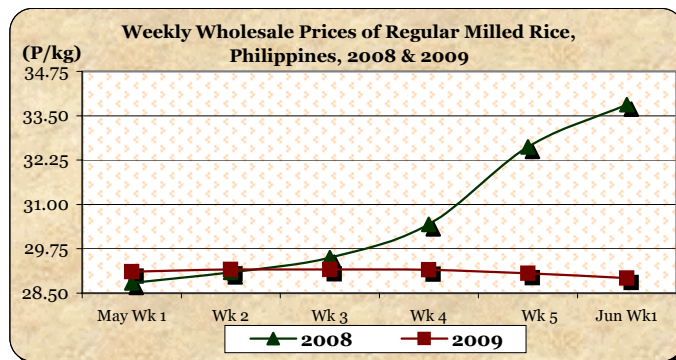
■ Average retail price at P34.54/kg indicated a 0.06% **gain** from last week's quotation but registered a 9.32% **reduction** from last year's level.



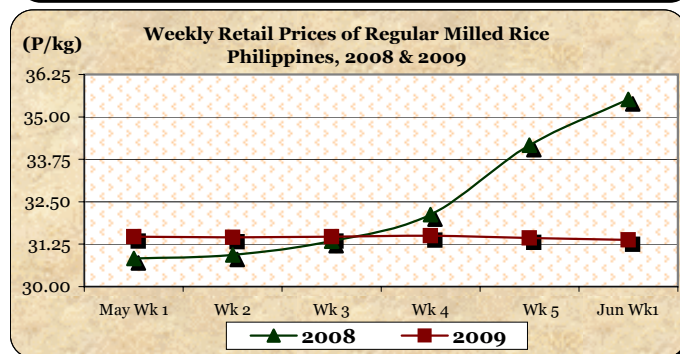
**D. Wholesale and Retail Prices of Regular Milled Rice (RMR)**

\* Prices at both wholesale and retail levels continued to slide at rates slower than last week's records.

■ At wholesale, average price at P28.92/kg was **lower** by 0.48% and 14.46% from last week's and last year's levels, respectively.



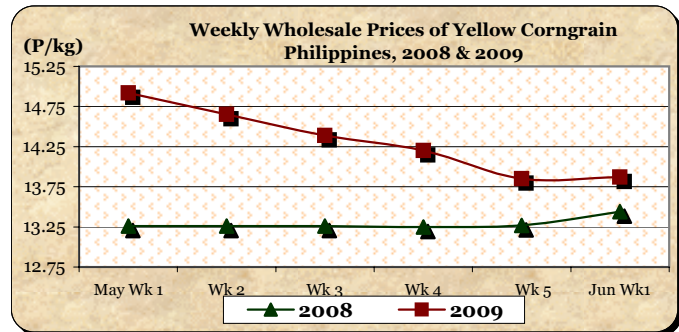
■ At retail, average price at P31.38/kg **dropped** by 0.16% from last week's price and by 11.63% from last year's level.



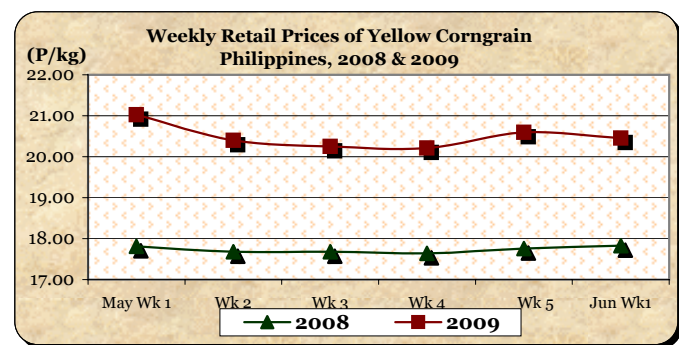
**E. Wholesale and Retail Prices of Corngrain, Yellow**

\* At wholesale, price moved upward after continuous decreases. At retail, price moved downward after last week's increase.

■ At wholesale, average price at P13.87/kg registered **gains** of 0.14% and 3.20% from prices of last week and last year, respectively.



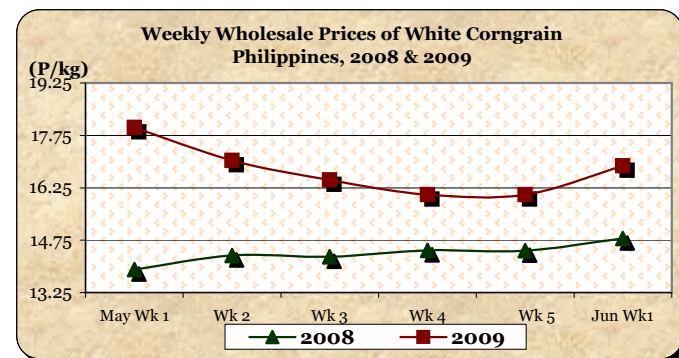
■ At retail, average price at P20.45/kg posted a 0.68% **cut** from last week's P20.59/kg but reflected a 14.69% **mark-up** from last year's P17.83/kg.



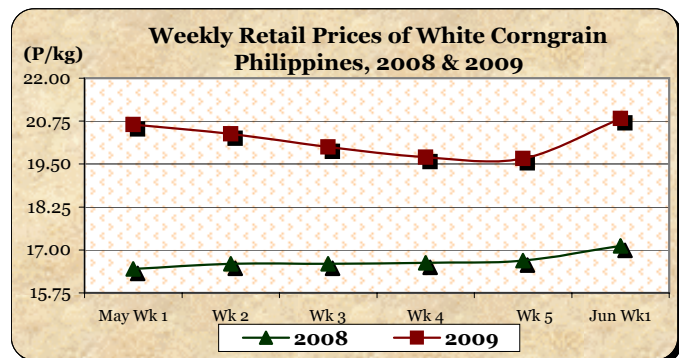
**F. Wholesale and Retail Prices of Corngrain, White**

\* Price increases were recorded at both wholesale and retail levels.

■ Average wholesale price at P16.88/kg registered **increments** of 5.17% from last week's price and 14.05% from 2008 record.



■ Average retail price at P20.83/kg was **higher** by 5.95% and 21.67% relative to last week's and last year's prices.



**Annex 1**

**Comparative Weekly Farmgate, Wholesale and Retail Prices of Palay, Rice and Corn, Philippines**

Month/Week	Palay (Dry)				Well Milled Rice (WMR)							
	Farmgate Prices				Wholesale Prices				Retail Prices			
	2008	2009	% Change		2008	2009	% Change		2008	2009	% Change	
(1)	(2)	(3)	(3)/(2)	(weekly)	(6)	(7)	(7)/(6)	(weekly)	(10)	(11)	(11)/(10)	(weekly)
May Wk 1	15.57	15.98	2.63	0.25	30.81	31.82	3.28	-0.03	33.26	34.46	3.61	-0.14
Wk 2	15.74	15.91	1.08	-0.44	30.91	31.88	3.14	0.19	33.28	34.51	3.70	0.15
Wk 3	16.09	15.95	-0.87	0.25	31.37	31.92	1.75	0.13	33.57	34.53	2.86	0.06
Wk 4	16.59	15.80	-4.76	-0.94	32.38	31.89	-1.51	-0.09	34.65	34.53	-0.35	0.00
Wk 5R	17.41	15.77	-9.42	-0.19	34.36	31.86	-7.28	-0.09	36.76	34.52	-6.09	-0.03
Jun Wk1P	18.26	15.62	-14.46	-0.95	35.61	31.88	-10.47	0.06	38.09	34.54	-9.32	0.06

Month/Week	Regular Milled Rice (RMR)							
	Wholesale Prices				Retail Prices			
	2008	2009	% Change		2008	2009	% Change	
(1)	(2)	(3)	(3)/(2)	(weekly)	(6)	(7)	(7)/(6)	(weekly)
May Wk 1	28.79	29.10	1.08	-0.21	30.83	31.47	2.08	-0.06
Wk 2	29.09	29.17	0.28	0.24	30.93	31.45	1.68	-0.06
Wk 3	29.50	29.17	-1.12	0.00	31.34	31.47	0.41	0.06
Wk 4	30.44	29.16	-4.20	-0.03	32.12	31.50	-1.93	0.10
Wk 5R	32.62	29.06	-10.91	-0.34	34.17	31.43	-8.02	-0.22
Jun Wk1P	33.81	28.92	-14.46	-0.48	35.51	31.38	-11.63	-0.16

Month/Week	Corngrain, Yellow											
	Farmgate Prices				Wholesale Prices				Retail Prices			
	2008	2009	% Change		2008	2009	% Change		2008	2009	% Change	
(1)	(2)	(3)	(3)/(2)	(weekly)	(6)	(7)	(7)/(6)	(weekly)	(10)	(11)	(11)/(10)	(weekly)
May Wk 1	10.80	11.82	9.44	-1.83	13.26	14.92	12.52	-1.32	17.81	21.02	18.02	-1.04
Wk 2	10.73	11.53	7.46	-2.45	13.26	14.65	10.48	-1.81	17.68	20.40	15.38	-2.95
Wk 3	10.74	11.53	7.36	0.00	13.26	14.39	8.52	-1.77	17.68	20.25	14.54	-0.74
Wk 4	10.73	11.09	3.36	-3.82	13.25	14.20	7.17	-1.32	17.64	20.21	14.57	-0.20
Wk 5R	10.80	10.73	-0.65	-3.25	13.27	13.85	4.37	-2.46	17.76	20.59	15.93	1.88
Jun Wk1P	10.86	10.39	-4.33	-3.17	13.44	13.87	3.20	0.14	17.83	20.45	14.69	-0.68

Month/Week	Corngrain, White											
	Farmgate Prices				Wholesale Prices				Retail Prices			
	2008	2009	% Change		2008	2009	% Change		2008	2009	% Change	
(1)	(2)	(3)	(3)/(2)	(weekly)	(6)	(7)	(7)/(6)	(weekly)	(10)	(11)	(11)/(10)	(weekly)
May Wk 1	13.63	15.12	10.93	-4.24	13.91	17.98	29.26	-0.94	16.45	20.65	25.53	-1.90
Wk 2	13.75	14.70	6.91	-2.78	14.31	17.03	19.01	-5.28	16.60	20.38	22.77	-1.31
Wk 3	13.88	14.34	3.31	-2.45	14.28	16.47	15.34	-3.29	16.60	20.00	20.48	-1.86
Wk 4	14.09	14.54	3.19	1.39	14.46	16.05	11.00	-2.55	16.63	19.70	18.46	-1.50
Wk 5R	14.35	14.05	-2.09	-3.37	14.45	16.05	11.07	0.00	16.69	19.66	17.80	-0.20
Jun Wk1P	15.00	13.98	-6.80	-0.50	14.80	16.88	14.05	5.17	17.12	20.83	21.67	5.95

Note: R-revised; P-preliminary

