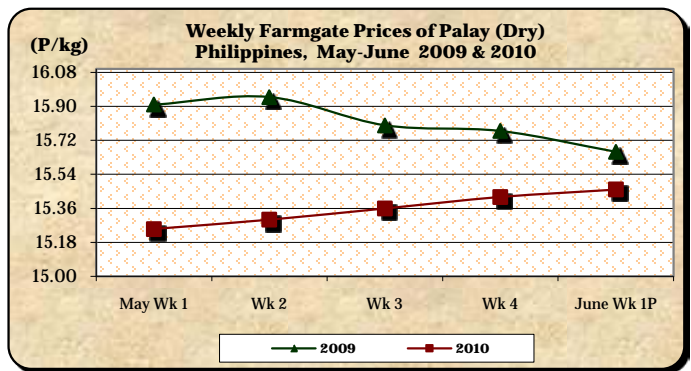


A. Farmgate Price of Palay

* Palay price continued to increase at farmgate level.

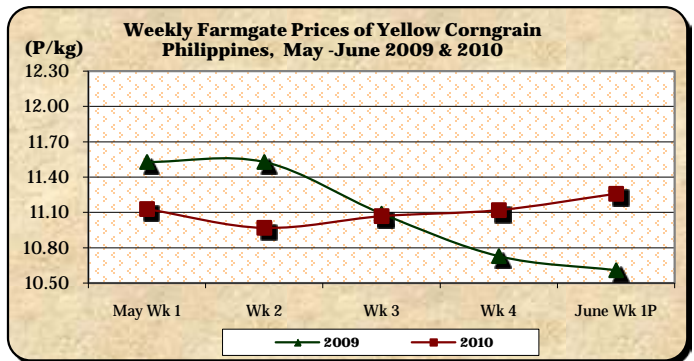
- The average price of P15.46/kg was 0.26% **higher** than last week's price but was 1.28% **lower** than that of last year's level.



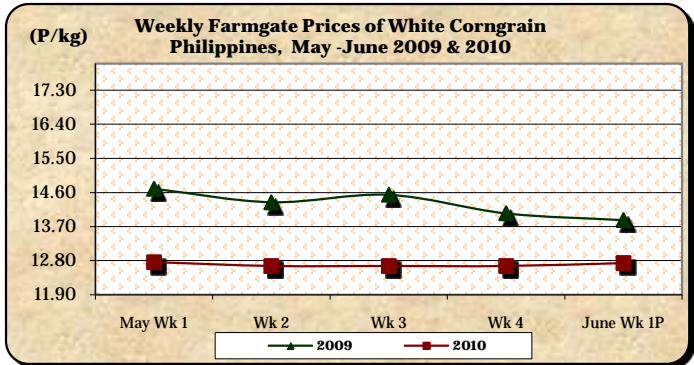
B. Farmgate Prices of Corngrain, Yellow and White

* Both yellow and white recorded price increments.

- Yellow corngrain price at P11.26/kg **gained** by 1.26% from last week's P11.12/kg and by 6.13% relative to last year's P10.61/kg.



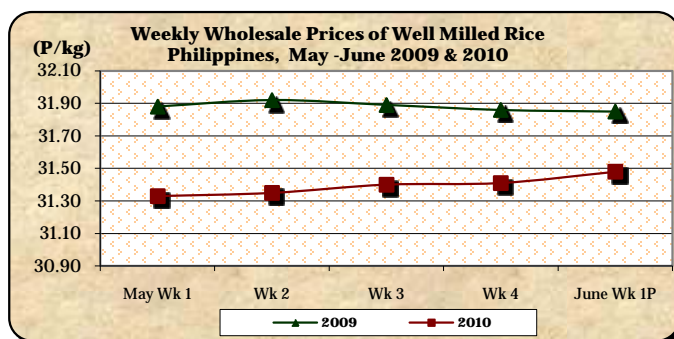
- White corngrain price at P12.74/kg was 0.63% **above** last week's price but was 8.15% **below** 2009 level.



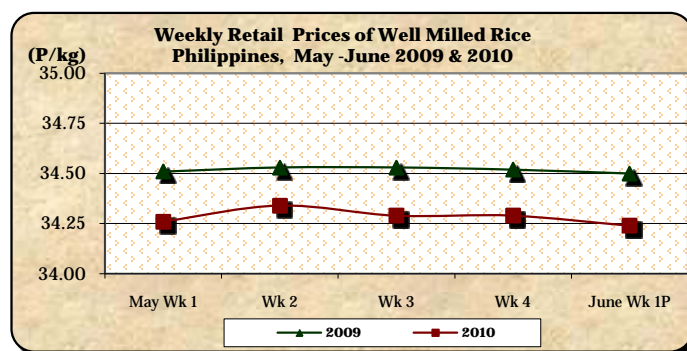
C. Wholesale and Retail Prices of Well Milled Rice (WMR)

* Prices at wholesale sustained mark-ups while prices at retail fluctuated.

- At wholesale, the average price of P31.48/kg **increased** by 0.22% from last week's level but **decreased** by 1.16% compared to last year's report.



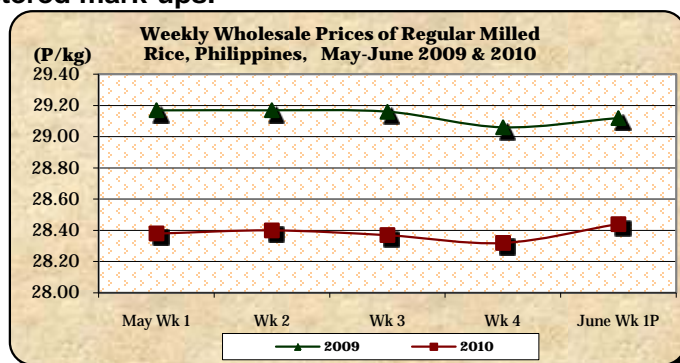
- At retail, the average price of P34.24/kg **dropped** by 0.15% from last week's report and by 0.75% from last year's report.



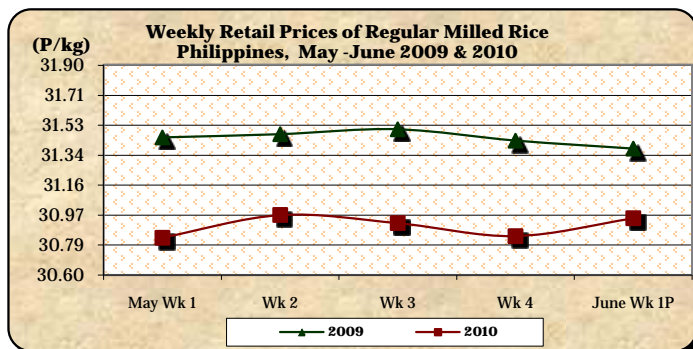
D. Wholesale and Retail Prices of Regular Milled Rice (RMR)

* Prices at wholesale and retail levels registered mark-ups.

- The average wholesale price of P28.44/kg **rose** by 0.42% from last week's P28.32/kg but **fell** by 2.34% from last year's P29.12/kg.



- The average retail price of P30.95/kg was **up** by 0.36% from last week's level but was **down** by 1.37% relative to last year's report.

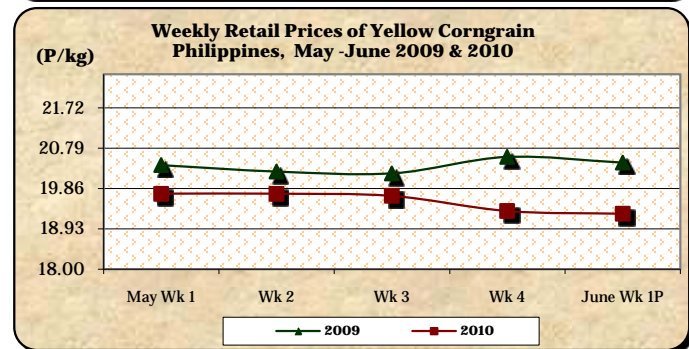
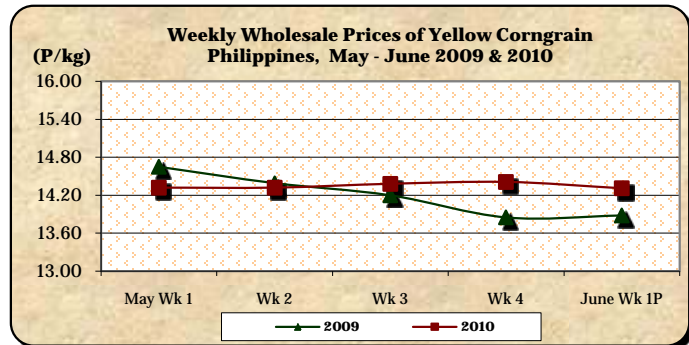


E. Wholesale and Retail Prices of Corngrain, Yellow

* Wholesale price slightly slid after a long series of increments while retail price further dropped.

■ At wholesale, the average price of P14.31/kg posted a 0.69% reduction from last week's quotation but reflected a 3.10% mark-up to last year's level.

■ At retail, the average price of P19.28/kg slid by 0.31% from last week's price and by 5.77% relative to last year's price.

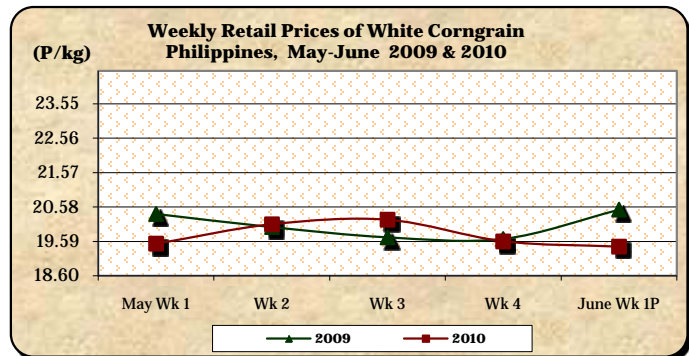
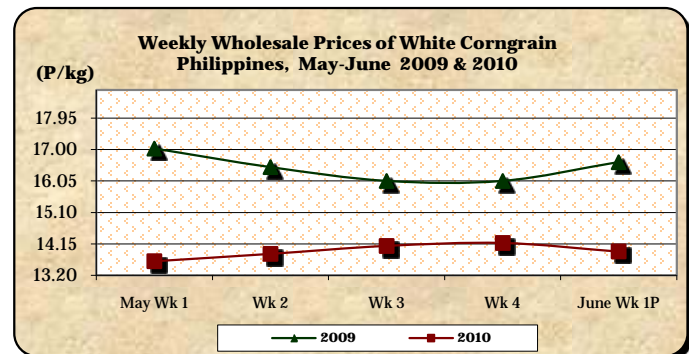


F. Wholesale and Retail Prices of Corngrain, White

* Both wholesale and retail prices registered declines.

■ The average wholesale price of P13.92/kg recorded cuts of 1.83% and 16.25% relative to last week's and last year's prices respectively.

■ The average retail price of P19.44/kg posted decrements of 0.77% from last week's and 5.17% relative to last year's P20.50/kg.



Annex 1

Comparative Weekly Farmgate, Wholesale and Retail Prices of Palay, Rice and Corn, Philippines

Month/Week	Palay (Dry)				Well Milled Rice (WMR)							
	Farmgate Prices				Wholesale Prices				Retail Prices			
	2009	2010	% Change		2009	2010	% Change		2009	2010	% Change	
(1)	(2)	(3)	(3)/(2)	(weekly)	(6)	(7)	(7)/(6)	(weekly)	(10)	(11)	(11)/(10)	(weekly)
May Wk 1	15.91	15.25	-4.15	-0.39	31.88	31.33	-1.73	0.13	34.51	34.26	-0.72	0.00
Wk 2	15.95	15.30	-4.08	0.33	31.92	31.35	-1.79	0.06	34.53	34.34	-0.55	0.23
Wk 3	15.80	15.36	-2.78	0.39	31.89	31.40	-1.54	0.16	34.53	34.29	-0.70	-0.15
Wk 4	15.77	15.42	-2.22	0.39	31.86	31.41	-1.41	0.03	34.52	34.29	-0.67	0.00
June Wk 1P	15.66	15.46	-1.28	0.26	31.85	31.48	-1.16	0.22	34.50	34.24	-0.75	-0.15

Month/Week	Regular Milled Rice (RMR)							
	Wholesale Prices				Retail Prices			
	2009	2010	% Change		2009	2010	% Change	
(1)	(2)	(3)	(3)/(2)	(weekly)	(6)	(7)	(7)/(6)	(weekly)
May Wk 1	29.17	28.38	-2.71	-0.56	31.45	30.83	-1.97	-0.64
Wk 2	29.17	28.40	-2.64	0.07	31.47	30.97	-1.59	0.45
Wk 3	29.16	28.37	-2.71	-0.11	31.50	30.92	-1.84	-0.16
Wk 4	29.06	28.32	-2.55	-0.18	31.43	30.84	-1.88	-0.26
June Wk 1P	29.12	28.44	-2.34	0.42	31.38	30.95	-1.37	0.36

Month/Week	Corngrain, Yellow											
	Farmgate Prices				Wholesale Prices				Retail Prices			
	2009	2010	% Change		2009	2010	% Change		2009	2010	% Change	
(1)	(2)	(3)	(3)/(2)	(weekly)	(6)	(7)	(7)/(6)	(weekly)	(10)	(11)	(11)/(10)	(weekly)
May Wk 1	11.53	11.13	-3.47	0.18	14.65	14.32	-2.25	1.27	20.40	19.74	-3.24	1.44
Wk 2	11.53	10.97	-4.86	-1.44	14.39	14.32	-0.49	0.00	20.25	19.74	-2.52	0.00
Wk 3	11.09	11.07	-0.18	0.91	14.20	14.38	1.27	0.42	20.21	19.69	-2.57	-0.25
Wk 4	10.73	11.12	3.63	0.45	13.85	14.41	4.04	0.21	20.59	19.34	-6.07	-1.78
June Wk 1P	10.61	11.26	6.13	1.26	13.88	14.31	3.10	-0.69	20.46	19.28	-5.77	-0.31

Month/Week	Corngrain, White											
	Farmgate Prices				Wholesale Prices				Retail Prices			
	2009	2010	% Change		2009	2010	% Change		2009	2010	% Change	
(1)	(2)	(3)	(3)/(2)	(weekly)	(6)	(7)	(7)/(6)	(weekly)	(10)	(11)	(11)/(10)	(weekly)
May Wk 1	14.70	12.76	-13.20	0.79	17.03	13.63	-19.96	-8.09	20.38	19.52	-4.22	2.52
Wk 2	14.34	12.66	-11.72	-0.78	16.47	13.85	-15.91	1.61	20.00	20.08	0.40	2.87
Wk 3	14.54	12.66	-12.93	0.00	16.05	14.09	-12.21	1.73	19.70	20.21	2.59	0.65
Wk 4	14.05	12.66	-9.89	0.00	16.05	14.18	-11.65	0.64	19.66	19.59	-0.36	-3.07
June Wk 1P	13.87	12.74	-8.15	0.63	16.62	13.92	-16.25	-1.83	20.50	19.44	-5.17	-0.77

Note: R-revised; P-preliminary

