



Special Release No.: 2017 - 140

Quezon City, Philippines

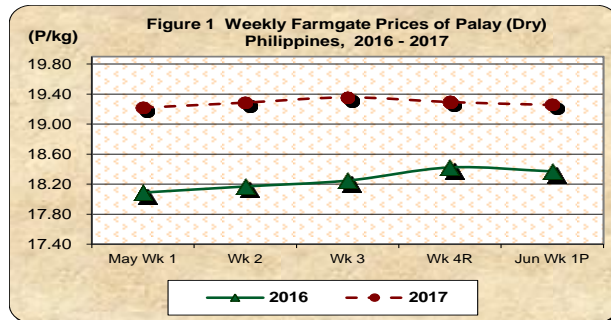
If you want to know more about these statistics
write or call Price Statistics Division
☎ 376-19-59
PSA Website: www.psa.gov.ph

UPDATES ON PALAY, RICE AND CORN PRICES First Week of June 2017

A. Farmgate Price of Palay

* Palay at the farmgate continues to register price decrease

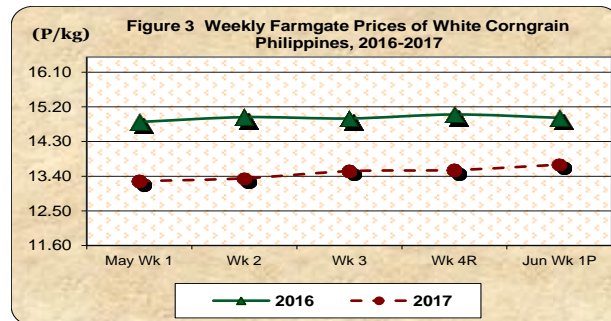
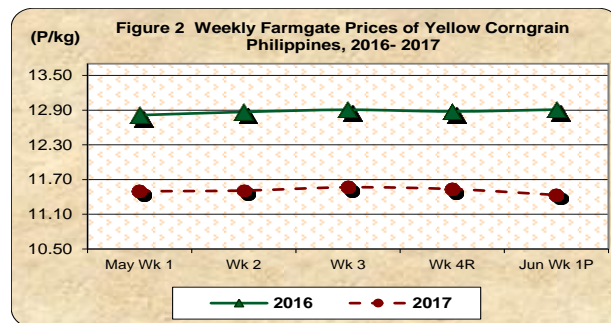
- The average farmgate price of palay at P19.26/kg **declined** by 0.20 percent from previous week's level of P19.29/kg. On the other hand, it **went up** by 4.82 percent relative to a year ago quotation of P18.37/kg (*Table 1*).



B. Farmgate Prices of Yellow and White Corngrains

* Prices of both yellow and white corngrains still move at opposite directions

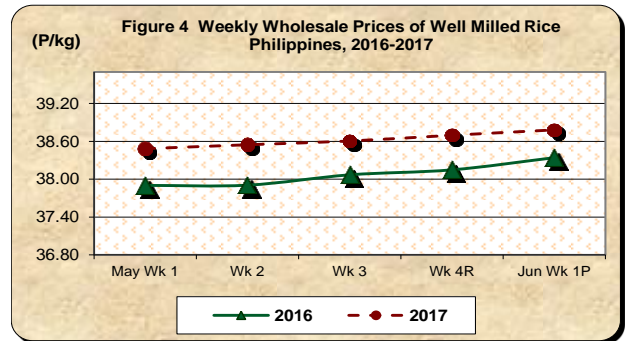
- The average farmgate price of yellow corngrain during the week at P11.43/kg recorded respective price **reductions** of 0.88 percent from a week ago level and 11.43 percent from previous year's price of P12.91/kg (*Table 2*).
- This week's average farmgate price of white corngrain at P13.70/kg **picked up** by 1.04 percent from P13.56/kg in the previous week. Compared to the previous year's level of P14.92/kg, it however, **dropped** by 8.16 percent (*Table 2*).



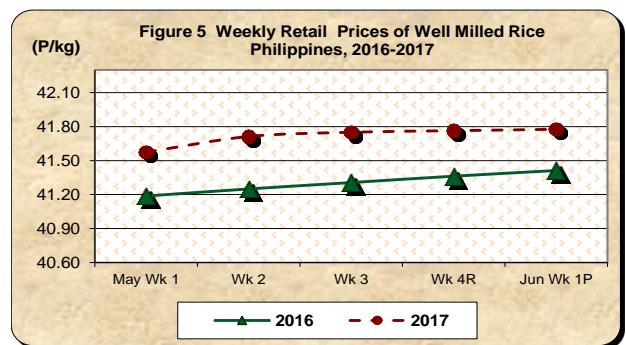
C. Wholesale and Retail Prices of Well Milled Rice (WMR)

* Another round of price increments are recorded this week for both wholesale and retail trades of well milled rice

- The average wholesale price of well milled rice registered this week at P38.78/kg **gained** by 0.22 percent from previous week's level. Similarly, it **inched up** by 1.15 percent compared to previous year's level of P38.34/kg (Table 1).



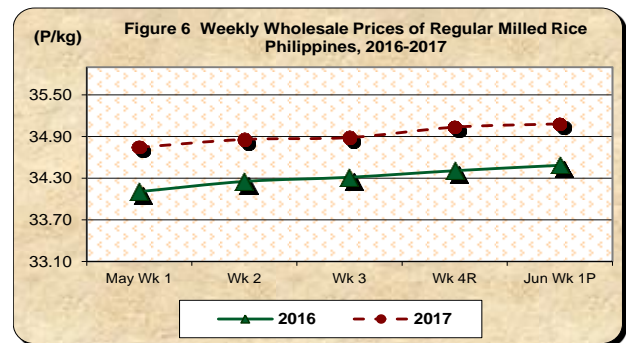
- At the retail trade, the average price of well milled rice at P41.78/kg posted an **increment** of 0.03 percent from previous week's record of P41.76/kg. Compared to the previous year's price level of P41.41/kg, it was likewise, **higher** by 0.88 percent (Table 1).



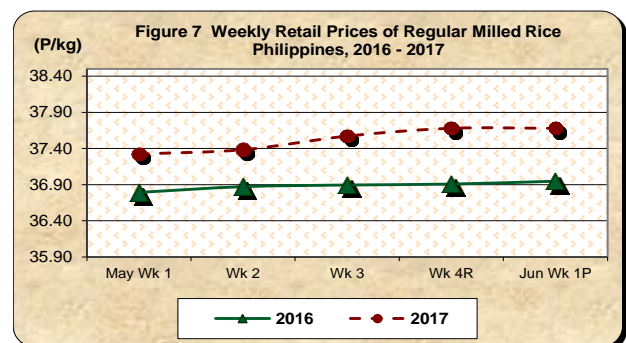
D. Wholesale and Retail Prices of Regular Milled Rice (RMR)

* Wholesale price of regular milled rice is still on the uptrend while that for retail trade remains stable

- The average wholesale price of regular milled rice at P35.08/kg **increased** by 0.14 percent from previous week's quotation of P35.04/kg and by 1.73 percent from a year ago level of P34.49/kg (Table 1).



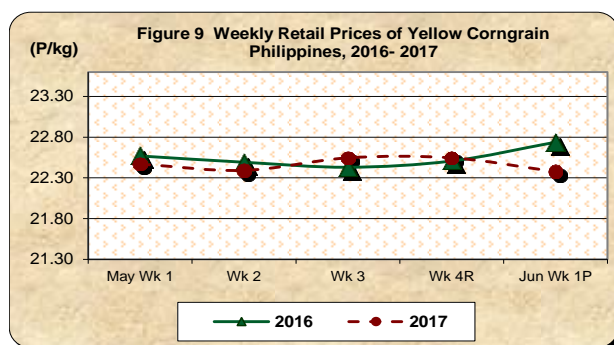
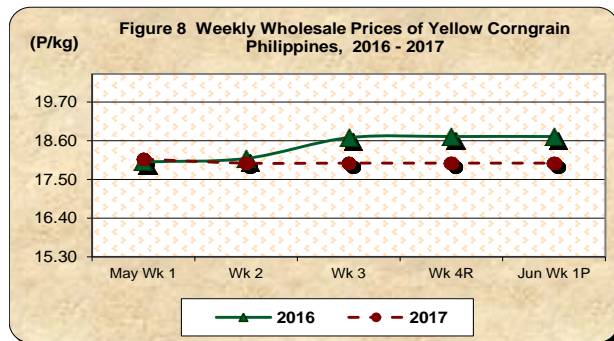
- At the retail trade, the average price of regular milled rice however, **stood** at P37.68/kg for two (2) consecutive weeks now. Compared to the same period in the previous year, it **climbed** by 1.98 percent (Table 1).



E. Wholesale and Retail Prices of Corngrain, Yellow

★ Wholesale trade remains at previous week's level while that of retail trade declines this week

- The average wholesale price of yellow corngrain during the week **remained** at P17.97/kg. Relative to a year ago level of P18.72/kg, it **went down** by 4.04 percent (*Table 2*).
- This week's average retail price of yellow corngrain at P22.38/kg registered price **cut** from previous week's level by 0.75 percent. Compared to the same period in the previous year, it was likewise **lower** by 1.59 percent (*Table 2*).



F. Wholesale and Retail Prices of Corngrain, White

★ Both wholesale and retail trades exhibit downward price adjustments during the week

- The average wholesale price of white corngrain at P16.47/kg posted a **decline** of 2.47 percent from a week ago level of P16.88/kg. Moreover, it **decreased** by 17.97 percent from previous year's quotation of P20.08/kg (*Table 2*).
- The average retail price of white corngrain at P31.08/kg was **cheaper** by 0.13 percent from P31.12/kg in the previous week. On an annual basis, it was, however, **higher** by 29.39 percent (*Table 2*).

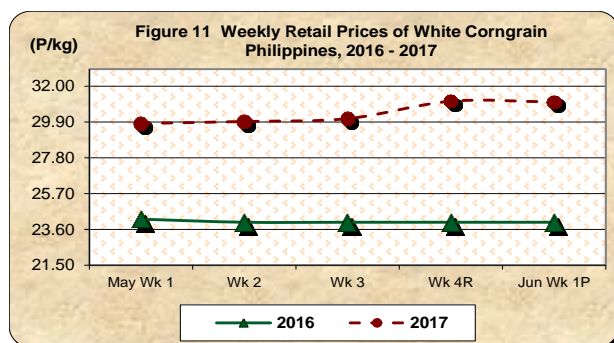
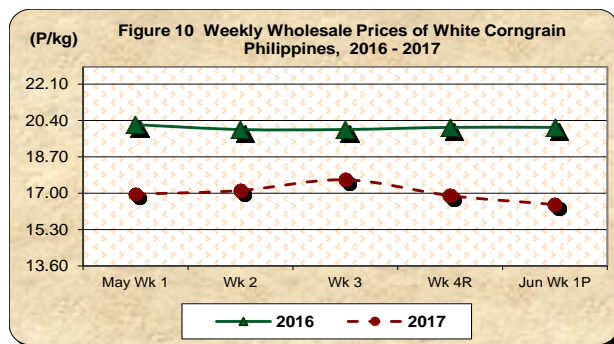


Table 1 Weekly Farmgate, Wholesale and Retail Prices of Palay and Rice in the Philippines
(First Week of May 2017 to First Week of June 2017)

(Prices per Kilogram)

Month/Week	Palay (Dry)				Well Milled Rice (WMR)							
	Farmgate Prices				Wholesale Prices				Retail Prices			
	2017	2016	% Change		2017	2016	% Change		2017	2016	% Change	
			Annual	Weekly			Annual	Weekly			Annual	Weekly
(1)	(2)	(3)	(4)	(5)	(6)	(7)	(8)	(9)	(10)	(11)	(12)	
May Wk 1	19.22	18.09	6.25	1.19	38.48	37.90	1.53	0.15	41.58	41.19	0.94	0.36
Wk 2	19.29	18.17	6.14	0.35	38.55	37.91	1.69	0.16	41.71	41.25	1.12	0.33
Wk 3	19.36	18.25	6.07	0.36	38.61	38.07	1.41	0.15	41.75	41.31	1.07	0.09
Wk 4 ^R	19.29	18.42	4.73	-0.32	38.70	38.15	1.44	0.24	41.76	41.36	0.97	0.03
Jun Wk 1 ^P	19.26	18.37	4.82	-0.20	38.78	38.34	1.15	0.22	41.78	41.41	0.88	0.03

Table 1- (Concluded)

Month/Week	Regular Milled Rice (RMR)							
	Wholesale Prices				Retail Prices			
	2017	2016	% Change		2017	2016	% Change	
			Annual	Weekly			Annual	Weekly
(13)	(14)	(15)	(16)	(17)	(18)	(19)	(20)	
May Wk 1	34.75	34.11	1.87	0.04	37.32	36.79	1.44	0.47
Wk 2	34.86	34.25	1.77	0.33	37.38	36.87	1.39	0.16
Wk 3	34.89	34.31	1.67	0.08	37.57	36.89	1.83	0.50
Wk 4 ^R	35.04	34.41	1.82	0.43	37.68	36.91	2.09	0.29
Jun Wk 1 ^P	35.08	34.49	1.73	0.14	37.68	36.95	1.98	0.00

Table 2 Weekly Farmgate, Wholesale and Retail Prices of Corn in the Philippines
(First Week of May 2017 to First Week of June 2017)

(Prices per Kilogram)

Month/Week	Corngrain, Yellow											
	Farmgate Prices				Wholesale Prices				Retail Prices			
	2017	2016	% Change		2017	2016	% Change		2017	2016	% Change	
			Annual	Weekly			Annual	Weekly			Annual	Weekly
(1)	(2)	(3)	(4)	(5)	(6)	(7)	(8)	(9)	(10)	(11)	(12)	
May Wk 1	11.50	12.81	-10.26	0.19	18.08	18.00	0.43	-0.06	22.47	22.57	-0.44	0.07
Wk 2	11.51	12.87	-10.55	0.11	17.97	18.10	-0.74	-0.61	22.39	22.49	-0.44	-0.34
Wk 3	11.57	12.91	-10.38	0.49	17.97	18.69	-3.86	0.00	22.55	22.43	0.51	0.69
Wk 4 ^R	11.54	12.88	-10.42	-0.27	17.97	18.72	-4.04	0.00	22.55	22.51	0.17	0.00
Jun Wk 1 ^P	11.43	12.91	-11.43	-0.88	17.97	18.72	-4.04	0.00	22.38	22.74	-1.59	-0.75

Table 2- (Concluded)

Month/Week	Corngrain, White											
	Farmgate Prices				Wholesale Prices				Retail Prices			
	2017	2016	% Change		2017	2016	% Change		2017	2016	% Change	
			Annual	Weekly			Annual	Weekly			Annual	Weekly
(13)	(14)	(15)	(16)	(17)	(18)	(19)	(20)	(21)	(22)	(23)	(24)	
May Wk 1	13.27	14.81	-10.39	2.96	16.95	20.20	-16.09	8.89	29.82	24.20	23.21	-3.07
Wk 2	13.34	14.93	-10.64	0.56	17.13	19.98	-14.27	1.03	29.93	24.02	24.62	0.39
Wk 3	13.53	14.90	-9.19	1.40	17.63	19.98	-11.76	2.92	30.10	24.02	25.31	0.56
Wk 4 ^R	13.56	15.00	-9.62	0.21	16.88	20.08	-15.90	-4.21	31.12	24.02	29.56	3.39
Jun Wk 1 ^P	13.70	14.92	-8.16	1.04	16.47	20.08	-17.97	-2.47	31.08	24.02	29.39	-0.13

Source: Weekly Cereals and Fertilizers Price Monitoring (WCFPM)
Note: R-revised; P-preliminary