



AM - 0706 - ____

MEMORANDUM FOR THE SECRETARY

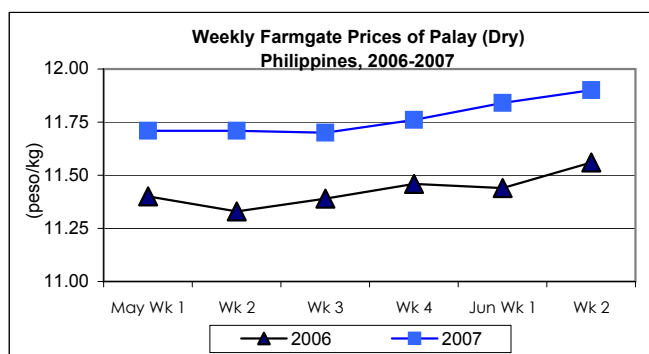
THRU : Undersecretary Segfredo R. Serrano

FROM : Director Romeo S. Recide

SUBJECT : Updates on Palay, Rice & Corn Prices, June 6 - 12, 2007

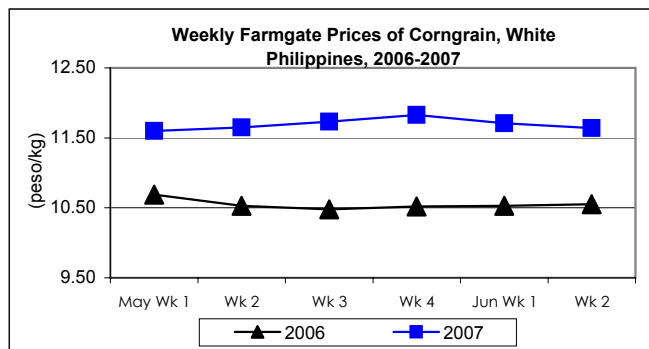
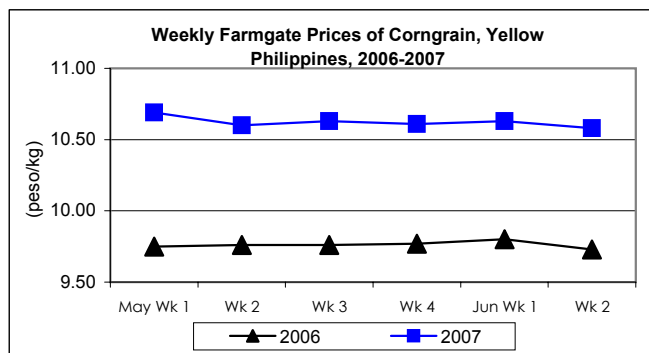
- * Palay price continued its weekly uptrend, although at a rate lower than previous week's increase.

- Average price for the week was P11.90/kg. It was **higher** by 0.51% from last week's price and by 2.94% from last year's record.



- * Yellow and white corngrain prices were lower this week, but higher than last year's quotations.

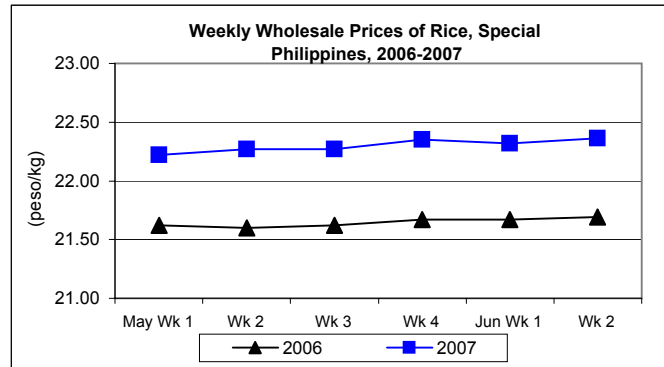
- Yellow corngrain price at P10.58/kg went **down** by 0.47% from previous week's record but **increased** by 8.74% from the 2006 quotation.
- White corngrain price settled at P11.64/kg and recorded a 0.60% **drop** from last week's report but a 10.33% **gain** from last year's price.



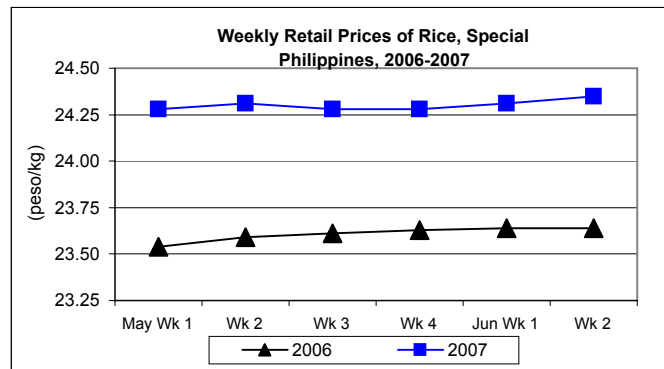
C. Wholesale and Retail Prices of Rice, Special

☀ Wholesale and retail prices were higher over last week's and last year's levels.

- This week's wholesale price averaged P22.36/kg with respective **increases** from last week's and last year's levels at 0.18% and 3.09%.



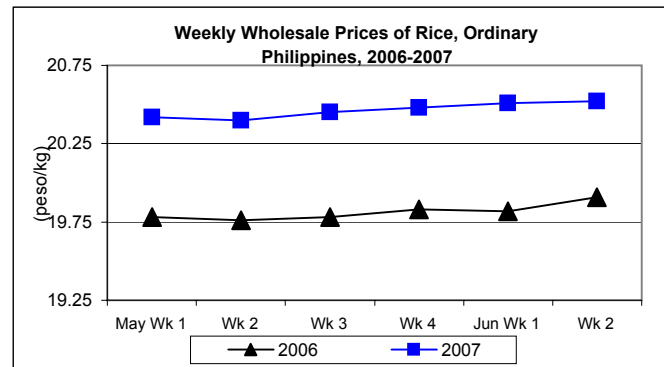
- Retail price at P24.35/kg was **higher** by 0.16% from the previous week's price and by 3% from last year's record.



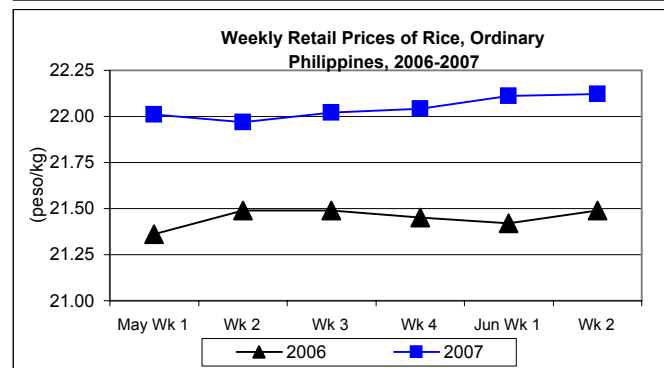
D. Wholesale and Retail Prices of Rice, Ordinary

☀ There was a sustained weekly uptrend of prices relative to last week's and last year's records.

- Wholesale price at P20.52/kg posted **increment** of 0.05% from last week's level and was above last year's record by 3.06%



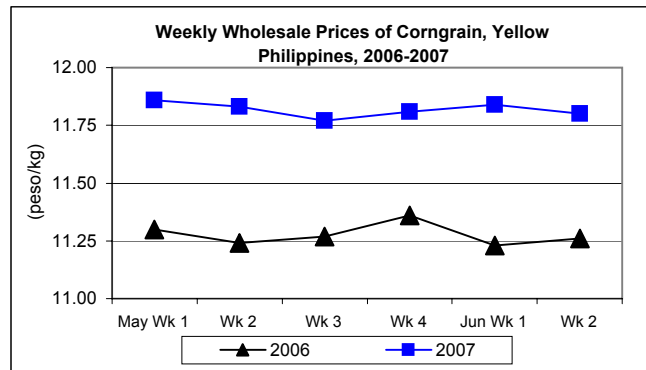
- Retail price averaged P22.12/kg and was **higher** by 0.05% from the previous week's price. Relative to last year's record, price **increased** by 2.93%.



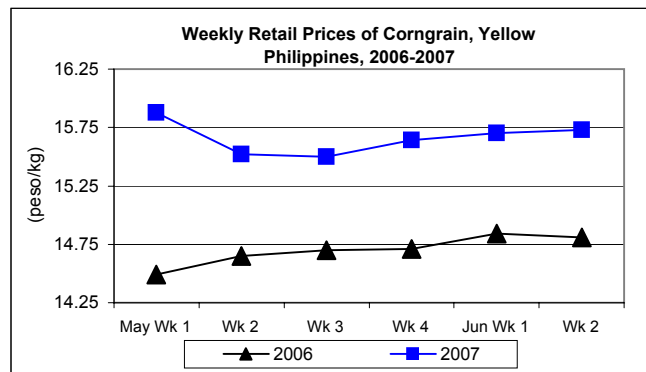
E. Wholesale and Retail Prices of Corngrain, Yellow

☀ Wholesale price softened this week while retail price sustained its uptrend.

- Wholesale price at P11.80/kg **slid** by 0.34% from the previous week's report but indicated a 4.80% **increase** from last year's record.



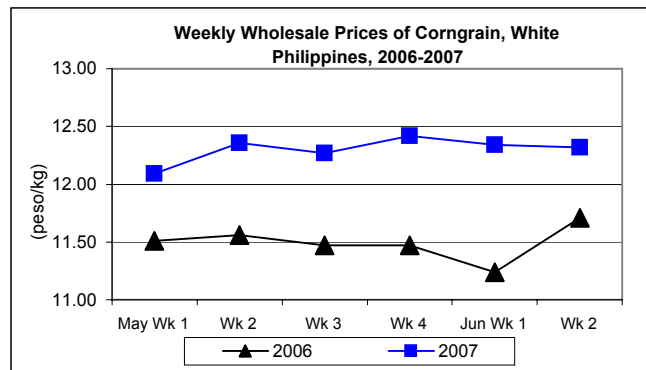
- Retail price at P15.73/kg **rose** by 0.19% and 6.21% from last week's and last year's levels, respectively.



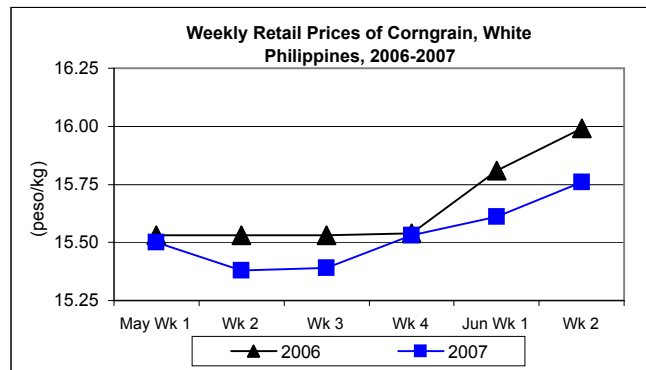
F. Wholesale and Retail Prices of Corngrain, White

☀ Wholesale price was on its 2nd week of downtrend while retail price continued to move up.

- Wholesale price closed at P12.32/kg, 0.16% **lower** than last week's price but 5.21% **higher** than last year's quotation.



- At retail, price settled at P15.76/kg, **up** by 0.96% from the previous week's price but **below** last year's record by 1.44%.



Annex 1

Comparative Weekly Farmgate, Wholesale and Retail Prices of Palay, Rice and Corn, Philippines

Month/Week	Palay (Dry)				Rice, Special							
	Farmgate Prices				Wholesale Prices				Retail Prices			
	2006	2007	% Change		2006	2007	% Change		2006	2007	% Change	
(1)	(2)	(3)	(3)/(2)	(weekly)	(6)	(7)	(7)/(6)	(weekly)	(10)	(11)	(11)/(10)	(weekly)
May Wk1	11.40	11.71	2.72	0.60	21.62	22.22	2.78	-0.09	23.54	24.28	3.14	0.08
Wk 2	11.33	11.71	3.35	0.00	21.60	22.27	3.10	0.23	23.59	24.31	3.05	0.12
Wk 3	11.39	11.70	2.72	-0.09	21.62	22.27	3.01	0.00	23.61	24.28	2.84	-0.12
Wk 4	11.46	11.76	2.62	0.51	21.67	22.35	3.14	0.36	23.63	24.28	2.75	0.00
Jun Wk 1	11.44	11.84	3.50	0.68	21.67	22.32	3.00	-0.13	23.64	24.31	2.83	0.12
Wk 2	11.56	11.90	2.94	0.51	21.69	22.36	3.09	0.18	23.64	24.35	3.00	0.16

Month/Week	Rice, Ordinary							
	Wholesale Prices				Retail Prices			
	2006	2007	% Change		2006	2007	% Change	
(1)	(2)	(3)	(3)/(2)	(weekly)	(6)	(7)	(7)/(6)	(weekly)
May Wk1	19.78	20.42	3.24	0.15	21.36	22.01	3.04	0.00
Wk 2	19.76	20.40	3.24	-0.10	21.49	21.97	2.23	-0.18
Wk 3	19.78	20.45	3.39	0.25	21.49	22.02	2.47	0.23
Wk 4	19.83	20.48	3.28	0.15	21.45	22.04	2.75	0.09
Jun Wk 1	19.82	20.51	3.48	0.15	21.42	22.11	3.22	0.32
Wk 2	19.91	20.52	3.06	0.05	21.49	22.12	2.93	0.05

Month/Week	Corngrain, Yellow											
	Farmgate Prices				Wholesale Prices				Retail Prices			
	2006	2007	% Change		2006	2007	% Change		2006	2007	% Change	
(1)	(2)	(3)	(3)/(2)	(weekly)	(6)	(7)	(7)/(6)	(weekly)	(10)	(11)	(11)/(10)	(weekly)
May Wk1	9.75	10.69	9.64	1.91	11.30	11.86	4.96	0.85	14.49	15.88	9.59	0.25
Wk 2	9.76	10.60	8.61	-0.84	11.24	11.83	5.25	-0.25	14.65	15.52	5.94	-2.27
Wk 3	9.76	10.63	8.91	0.28	11.27	11.77	4.44	-0.51	14.70	15.50	5.44	-0.13
Wk 4	9.77	10.61	8.60	-0.19	11.36	11.81	3.96	0.34	14.71	15.64	6.32	0.90
Jun Wk 1	9.80	10.63	8.47	0.19	11.23	11.84	5.43	0.25	14.84	15.70	5.80	0.38
Wk 2	9.73	10.58	8.74	-0.47	11.26	11.80	4.80	-0.34	14.81	15.73	6.21	0.19

Month/Week	Corngain, White											
	Farmgate Prices				Wholesale Prices				Retail Prices			
	2006	2007	% Change		2006	2007	% Change		2006	2007	% Change	
(1)	(2)	(3)	(3)/(2)	(weekly)	(6)	(7)	(7)/(6)	(weekly)	(10)	(11)	(11)/(10)	(weekly)
May Wk1	10.69	11.60	8.51	-1.86	11.51	12.09	5.04	1.43	15.53	15.50	-0.19	1.31
Wk 2	10.53	11.65	10.64	0.43	11.56	12.36	6.92	2.23	15.53	15.38	-0.97	-0.77
Wk 3	10.48	11.73	11.93	0.69	11.47	12.27	6.97	-0.73	15.53	15.39	-0.90	0.07
Wk 4	10.52	11.83	12.45	0.85	11.47	12.42	8.28	1.22	15.54	15.53	-0.06	0.91
Jun Wk 1	10.53	11.71	11.21	-1.01	11.24	12.34	9.79	-0.64	15.81	15.61	-1.27	0.52
Wk 2	10.55	11.64	10.33	-0.60	11.71	12.32	5.21	-0.16	15.99	15.76	-1.44	0.96