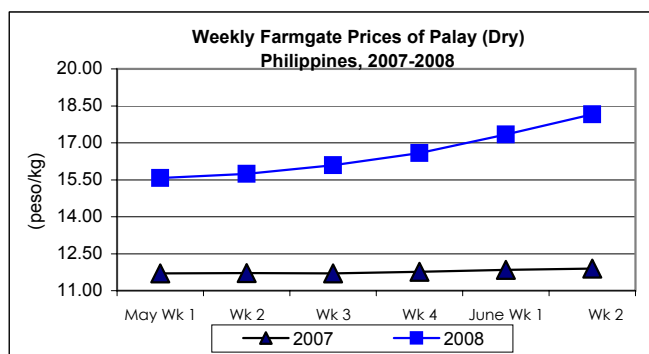




Updates on Palay, Rice & Corn Prices, June 4-10, 2008

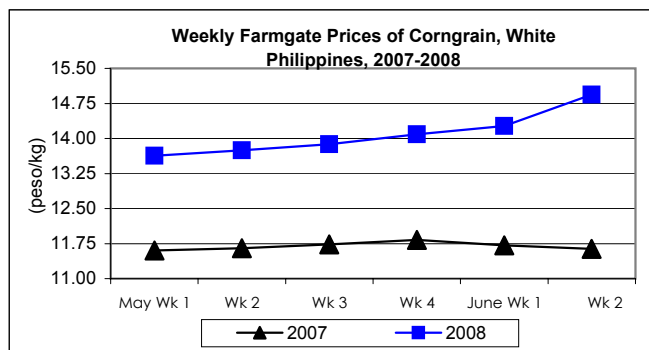
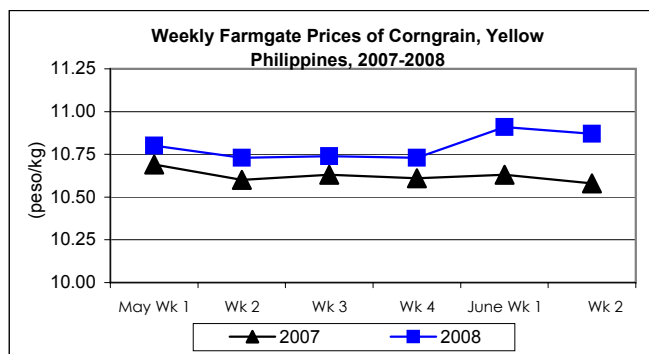
A. Farmgate Price of Palay

- * Price of palay continuously moved up at rate slightly faster than last week's record.
- Average price at P18.16/kg indicated **increases** of 4.73% from last week's price and 52.61% compared to last year's record.



B. Farmgate Prices of Corngrain, Yellow and White

- * Price of yellow corngrain dropped this week while that of white corngrain increased at rate higher than last week's increment.
- Average price of yellow corngrain at P10.87/kg was **down** by 0.37% from last week's price but **increased** by 2.74% from last year's level.
- Price of white corngrain at P14.94/kg moved **up** by 4.70% and by 28.35% from prices of last week and last year, respectively.

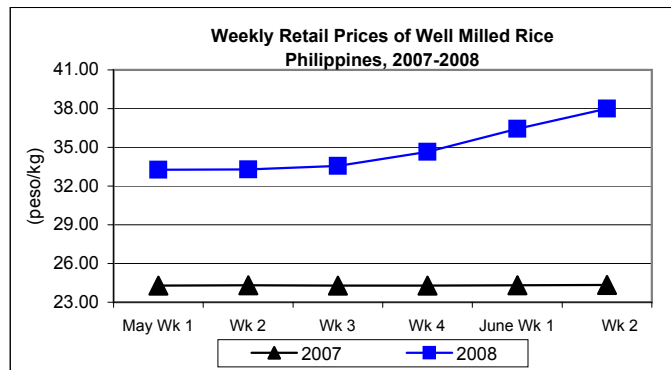
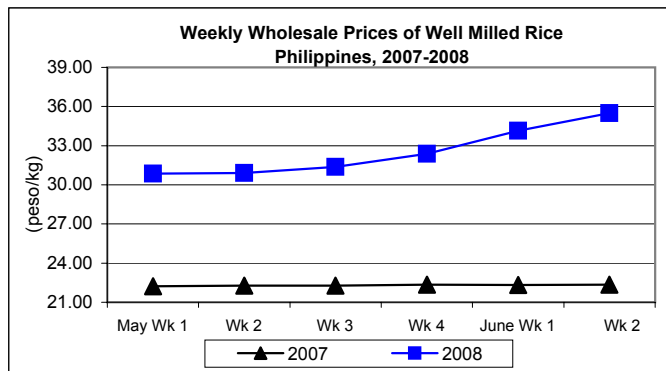


C. Wholesale and Retail Prices of Well Milled Rice (WMR)

☀ Both wholesale and retail prices went up but at slower rates than last week.

■ Wholesale price at P35.49/kg was **higher** by 3.92% from last week's price and by 58.72% from the price recorded last year.

■ The average retail price of P37.99/kg registered **increment** of 4.28% from last week's level of P36.43/kg. This was also 56.02% **higher** than last year's price.

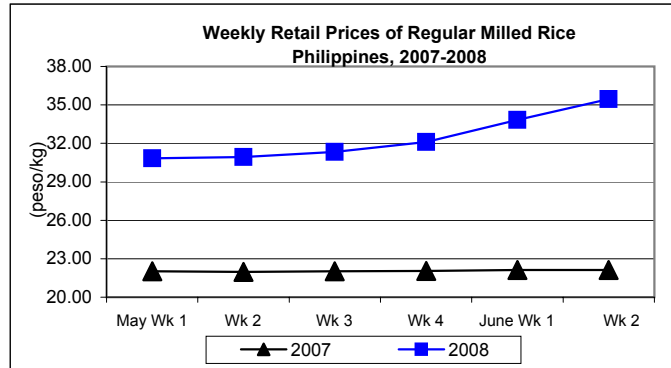
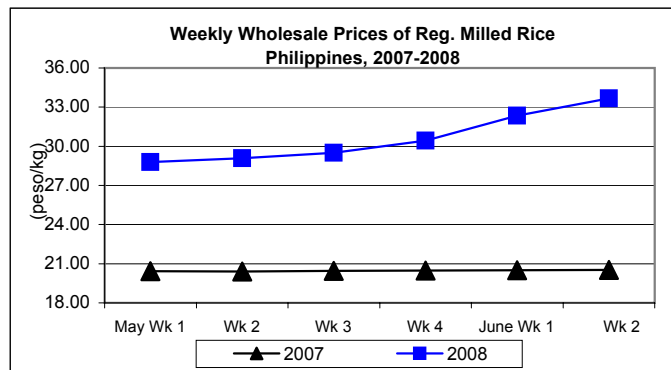


D. Wholesale and Retail Prices of Regular Milled Rice (RMR)

☀ Sustained upward movements were noted at both wholesale and retail levels.

■ Wholesale price at P33.68/kg was **up** by 4.11% from last week's price and by 64.13% from price of last year.

■ Retail price at P35.45/kg was **above** prices of last week and last year by 4.82% and 60.26%, respectively.

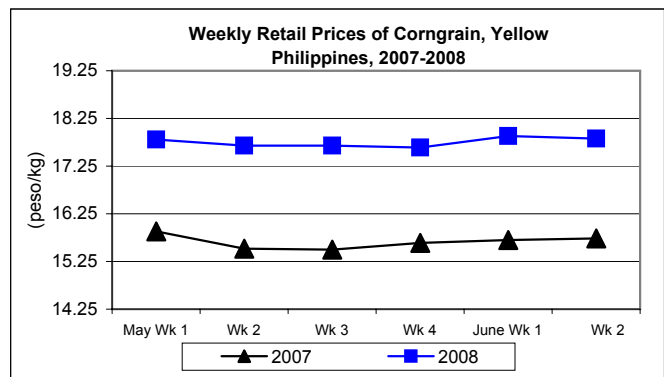
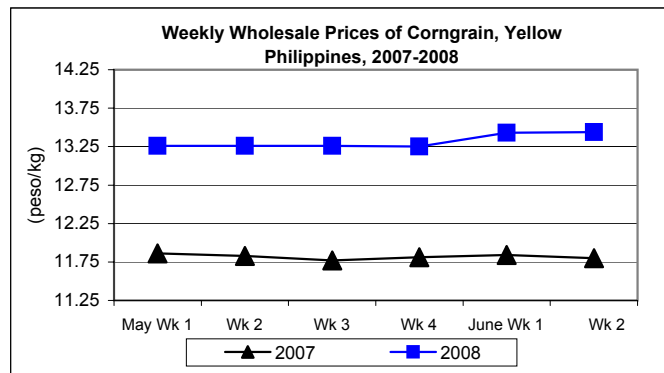


E. Wholesale and Retail Prices of Corngrain, Yellow

✦ Price at wholesale level registered minimal increase while at retail, price declined this week.

■ At wholesale, price of P13.44/kg recorded **increases** of 0.07% from last week's price and 13.90% from last year's price.

■ Retail price, which averaged P17.83/kg, registered a **cut** of 0.28% from last week's price but a **gain** of 13.35% from last year's quotation.

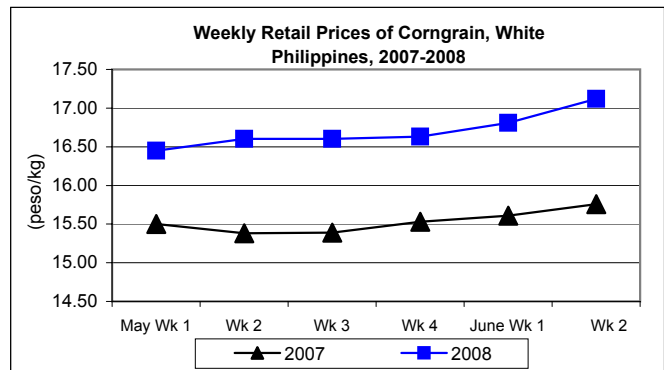
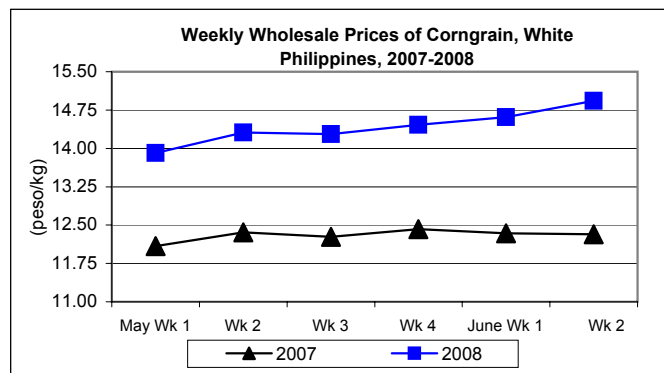


F. Wholesale and Retail Prices of Corngrain, White

✦ Both wholesale and retail levels recorded continuing price increases.

■ Wholesale price at P14.93/kg **rose** by 2.19% from last week's price and by 21.19% from last year's record.

■ Retail price at P17.12/kg was **higher** by 1.84% from last week's price and by 8.63% from 2007 level.



Annex 1

Comparative Weekly Farmgate, Wholesale and Retail Prices of Palay, Rice and Corn, Philippines

Month/Week	Palay (Dry)				Well Milled Rice (WMR)							
	Farmgate Prices				Wholesale Prices				Retail Prices			
	2007	2008	% Change		2007	2008	% Change		2007	2008	% Change	
(1)	(2)	(3)	(3)/(2)	(weekly)	(6)	(7)	(7)/(6)	(weekly)	(10)	(11)	(11)/(10)	(weekly)
May Wk 1	11.71	15.57	33.01	-0.11	22.22	30.85	38.84	-0.54	24.28	33.26	36.99	0.27
Wk 2	11.71	15.74	34.42	1.09	22.27	30.91	38.80	0.19	24.31	33.28	36.90	0.06
Wk 3	11.70	16.09	37.52	2.22	22.27	31.37	40.86	1.49	24.28	33.57	38.26	0.87
Wk 4	11.76	16.59	41.07	3.11	22.35	32.38	44.88	3.22	24.28	34.65	42.71	3.22
June Wk 1	11.84	17.34	46.45	4.52	22.32	34.15	53.00	5.47	24.31	36.43	49.86	5.14
Wk 2	11.90	18.16	52.61	4.73	22.36	35.49	58.72	3.92	24.35	37.99	56.02	4.28

Month/Week	Regular Milled Rice (RMR)							
	Wholesale Prices				Retail Prices			
	2007	2008	% Change		2007	2008	% Change	
(1)	(2)	(3)	(3)/(2)	(weekly)	(6)	(7)	(7)/(6)	(weekly)
May Wk 1	20.42	28.79	40.99	-1.28	22.01	30.83	40.07	0.27
Wk 2	20.40	29.09	42.60	1.04	21.97	30.93	40.78	0.32
Wk 3	20.45	29.50	44.25	1.41	22.02	31.34	42.33	1.33
Wk 4	20.48	30.44	48.63	3.19	22.04	32.12	45.74	2.49
June Wk 1	20.51	32.35	57.73	6.27	22.11	33.82	52.96	5.29
Wk 2	20.52	33.68	64.13	4.11	22.12	35.45	60.26	4.82

Month/Week	Corngrain, Yellow											
	Farmgate Prices				Wholesale Prices				Retail Prices			
	2007	2008	% Change		2007	2008	% Change		2007	2008	% Change	
(1)	(2)	(3)	(3)/(2)	(weekly)	(6)	(7)	(7)/(6)	(weekly)	(10)	(11)	(11)/(10)	(weekly)
May Wk 1	10.69	10.80	1.03	-1.01	11.86	13.26	11.80	-0.28	15.88	17.81	12.15	-0.98
Wk 2	10.60	10.73	1.23	-0.65	11.83	13.26	12.09	0.00	15.52	17.68	13.92	-0.73
Wk 3	10.63	10.74	1.03	0.09	11.77	13.26	12.66	0.00	15.50	17.68	14.06	0.00
Wk 4	10.61	10.73	1.13	-0.09	11.81	13.25	12.19	-0.08	15.64	17.64	12.79	-0.23
June Wk 1	10.63	10.91	2.63	1.68	11.84	13.43	13.43	1.36	15.70	17.88	13.89	1.36
Wk 2	10.58	10.87	2.74	-0.37	11.80	13.44	13.90	0.07	15.73	17.83	13.35	-0.28

Month/Week	Corngrain, White											
	Farmgate Prices				Wholesale Prices				Retail Prices			
	2007	2008	% Change		2007	2008	% Change		2007	2008	% Change	
(1)	(2)	(3)	(3)/(2)	(weekly)	(6)	(7)	(7)/(6)	(weekly)	(10)	(11)	(11)/(10)	(weekly)
May Wk 1	11.60	13.63	17.50	-0.37	12.09	13.91	15.05	-3.01	15.50	16.45	6.13	-0.74
Wk 2	11.65	13.75	18.03	0.88	12.36	14.31	15.78	2.88	15.38	16.60	7.93	0.91
Wk 3	11.73	13.88	18.33	0.95	12.27	14.28	16.38	-0.21	15.39	16.60	7.86	0.00
Wk 4	11.83	14.09	19.10	1.51	12.42	14.46	16.43	1.26	15.53	16.63	7.08	0.18
June Wk 1	11.71	14.27	21.86	1.28	12.34	14.61	18.40	1.04	15.61	16.81	7.69	1.08
Wk 2	11.64	14.94	28.35	4.70	12.32	14.93	21.19	2.19	15.76	17.12	8.63	1.84