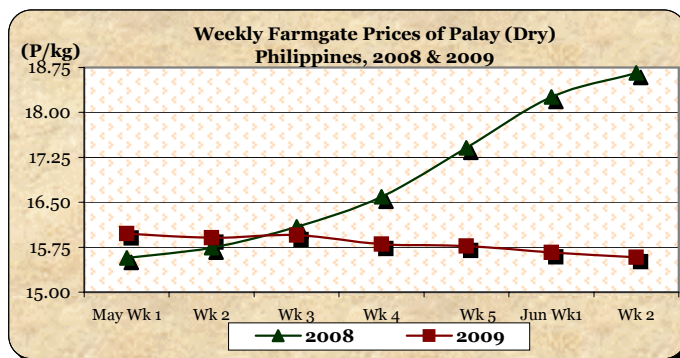


### A. Farmgate Price of Palay

\* A continuous downtrend in prices was noted.

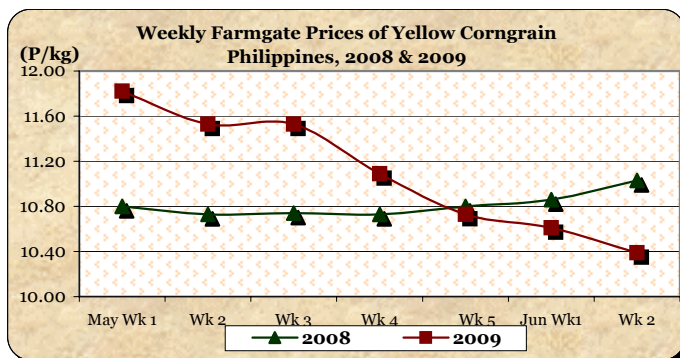
■ This week's average price of P15.58/kg was lower by 0.51% from last week's quotation and by 16.51% relative to last year's level.



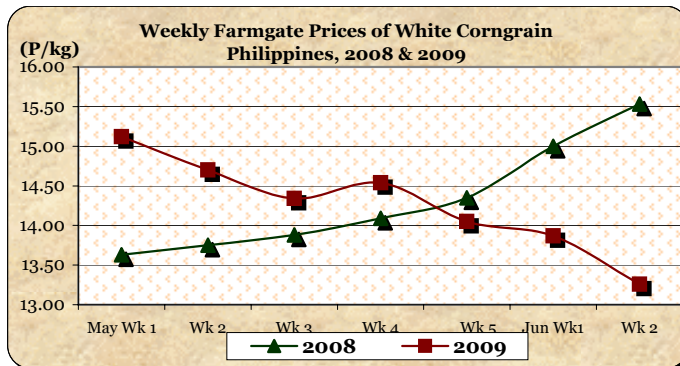
### B. Farmgate Prices of Corngrain, Yellow and White

\* Both yellow corngrain and white corngrain prices sustained reductions.

■ Yellow corngrain price at P10.39/kg slid by 2.07% and 5.80% compared to prices of last week and last year, respectively.



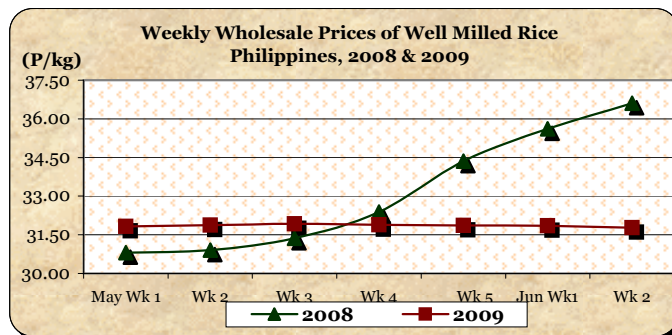
■ White corngrain price at P13.26/kg was down by 4.40% from last week's P13.87/kg and by 14.62% from last year's P15.53/kg.



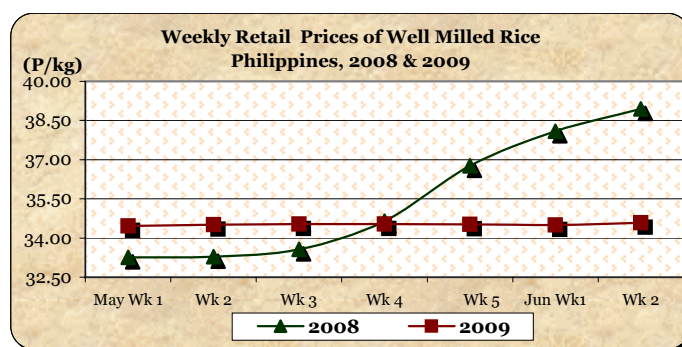
**C. Wholesale and Retail Prices of Well Milled Rice (WMR)**

\* At wholesale, price continued to decrease. At retail, however, price moved up after two consecutive declines.

■ Wholesale price which averaged P31.78/kg registered **cuts** of 0.22% and 13.19% from last week's and last year's records, respectively.



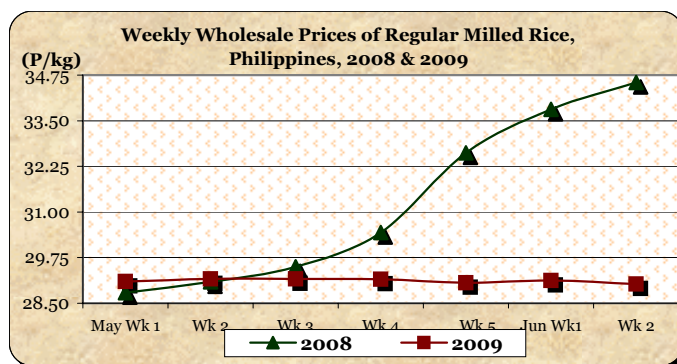
■ Retail price which closed at P34.58/kg was 0.23% **above** last week's quotation but 11.22% **below** 2008 level.



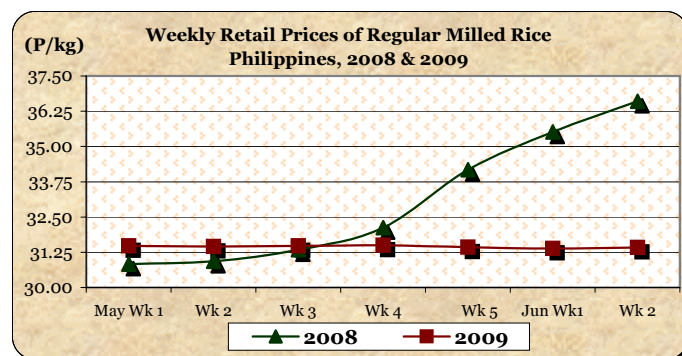
**D. Wholesale and Retail Prices of Regular Milled Rice (RMR)**

\* Price at wholesale went down after recovering last week while price at retail scaled up after registering cuts for two weeks.

■ Average wholesale price at P29.03/kg reflected **reductions** of 0.31% and 15.98% from prices of last week and last year, respectively.



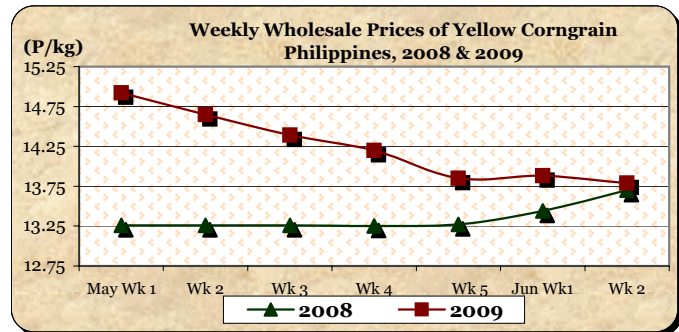
■ Average retail price at P31.42/kg **gained** by 0.13% from last week's level but **dropped** by 14.15% from last year's report.



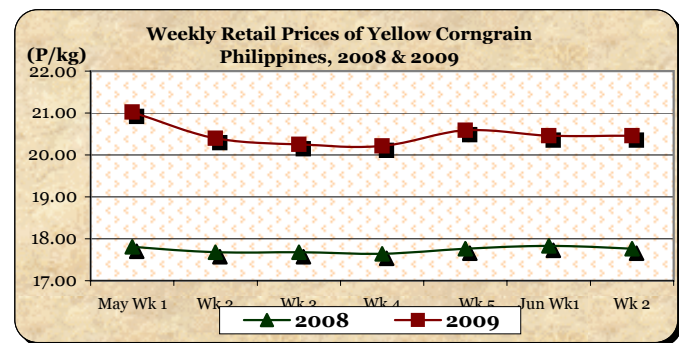
**E. Wholesale and Retail Prices of Corngrain, Yellow**

- \* At wholesale, price resumed a downward movement after posting a mark-up last week. At retail, price was stable at last week's level.

■ At wholesale, average price at P13.79/kg **decreased** by 0.65% from last week's P13.88/kg but **increased** by 0.66% from last year's P13.70/kg.



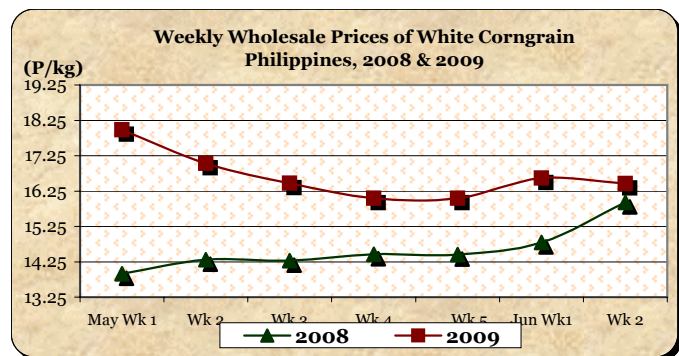
■ At retail, last week's average price of P20.46/kg was kept. Compared to 2008 record, this was **higher** by 15.20%.



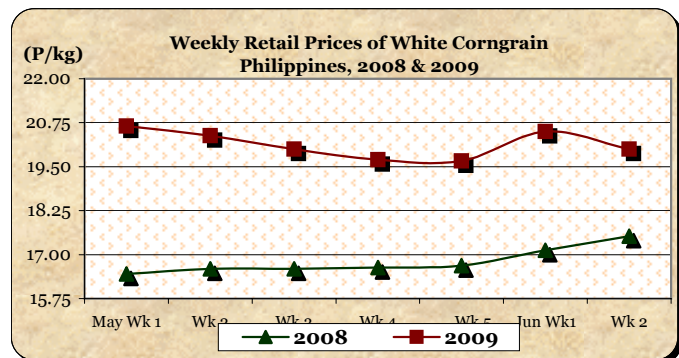
**F. Wholesale and Retail Prices of Corngrain, White**

- \* Prices moved down at both wholesale and retail levels after recording big increments last week.

■ Average wholesale price at P16.46/kg **fell** by 0.96% from last week's quotation but **rose** by 3.33% from last year's report.



■ Average retail price at P20.00/kg was **down** by 2.44% from last week's P20.50/kg but was **up** by 14.16% relative to last year's P17.52/kg.





**Annex 1**
**Comparative Weekly Farmgate, Wholesale and Retail Prices of Palay, Rice and Corn, Philippines**

Month/Week	Palay (Dry)				Well Milled Rice (WMR)							
	Farmgate Prices				Wholesale Prices				Retail Prices			
	2008	2009	% Change		2008	2009	% Change		2008	2009	% Change	
(1)	(2)	(3)	(3)/(2)	(weekly)	(6)	(7)	(7)/(6)	(weekly)	(10)	(11)	(11)/(10)	(weekly)
May Wk 1	15.57	15.98	2.63	0.25	30.81	31.82	3.28	-0.03	33.26	34.46	3.61	-0.14
Wk 2	15.74	15.91	1.08	-0.44	30.91	31.88	3.14	0.19	33.28	34.51	3.70	0.15
Wk 3	16.09	15.95	-0.87	0.25	31.37	31.92	1.75	0.13	33.57	34.53	2.86	0.06
Wk 4	16.59	15.80	-4.76	-0.94	32.38	31.89	-1.51	-0.09	34.65	34.53	-0.35	0.00
Wk 5R	17.41	15.77	-9.42	-0.19	34.36	31.86	-7.28	-0.09	36.76	34.52	-6.09	-0.03
Jun Wk1P	18.26	15.66	-14.24	-0.70	35.61	31.85	-10.56	-0.03	38.09	34.50	-9.43	-0.06
Wk 2	18.66	15.58	-16.51	-0.51	36.61	31.78	-13.19	-0.22	38.95	34.58	-11.22	0.23

Month/Week	Regular Milled Rice (RMR)							
	Wholesale Prices				Retail Prices			
	2008	2009	% Change		2008	2009	% Change	
(1)	(2)	(3)	(3)/(2)	(weekly)	(6)	(7)	(7)/(6)	(weekly)
May Wk 1	28.79	29.10	1.08	-0.21	30.83	31.47	2.08	-0.06
Wk 2	29.09	29.17	0.28	0.24	30.93	31.45	1.68	-0.06
Wk 3	29.50	29.17	-1.12	0.00	31.34	31.47	0.41	0.06
Wk 4	30.44	29.16	-4.20	-0.03	32.12	31.50	-1.93	0.10
Wk 5R	32.62	29.06	-10.91	-0.34	34.17	31.43	-8.02	-0.22
Jun Wk1P	33.81	29.12	-13.87	0.21	35.51	31.38	-11.63	-0.16
Wk 2	34.55	29.03	-15.98	-0.31	36.60	31.42	-14.15	0.13

Month/Week	Corngrain, Yellow											
	Farmgate Prices				Wholesale Prices				Retail Prices			
	2008	2009	% Change		2008	2009	% Change		2008	2009	% Change	
(1)	(2)	(3)	(3)/(2)	(weekly)	(6)	(7)	(7)/(6)	(weekly)	(10)	(11)	(11)/(10)	(weekly)
May Wk 1	10.80	11.82	9.44	-1.83	13.26	14.92	12.52	-1.32	17.81	21.02	18.02	-1.04
Wk 2	10.73	11.53	7.46	-2.45	13.26	14.65	10.48	-1.81	17.68	20.40	15.38	-2.95
Wk 3	10.74	11.53	7.36	0.00	13.26	14.39	8.52	-1.77	17.68	20.25	14.54	-0.74
Wk 4	10.73	11.09	3.36	-3.82	13.25	14.20	7.17	-1.32	17.64	20.21	14.57	-0.20
Wk 5R	10.80	10.73	-0.65	-3.25	13.27	13.85	4.37	-2.46	17.76	20.59	15.93	1.88
Jun Wk1P	10.86	10.61	-2.30	-1.12	13.44	13.88	3.27	0.22	17.83	20.46	14.75	-0.63
Wk 2	11.03	10.39	-5.80	-2.07	13.70	13.79	0.66	-0.65	17.76	20.46	15.20	0.00

Month/Week	Corngrain, White											
	Farmgate Prices				Wholesale Prices				Retail Prices			
	2008	2009	% Change		2008	2009	% Change		2008	2009	% Change	
(1)	(2)	(3)	(3)/(2)	(weekly)	(6)	(7)	(7)/(6)	(weekly)	(10)	(11)	(11)/(10)	(weekly)
May Wk 1	13.63	15.12	10.93	-4.24	13.91	17.98	29.26	-0.94	16.45	20.65	25.53	-1.90
Wk 2	13.75	14.70	6.91	-2.78	14.31	17.03	19.01	-5.28	16.60	20.38	22.77	-1.31
Wk 3	13.88	14.34	3.31	-2.45	14.28	16.47	15.34	-3.29	16.60	20.00	20.48	-1.86
Wk 4	14.09	14.54	3.19	1.39	14.46	16.05	11.00	-2.55	16.63	19.70	18.46	-1.50
Wk 5R	14.35	14.05	-2.09	-3.37	14.45	16.05	11.07	0.00	16.69	19.66	17.80	-0.20
Jun Wk1P	15.00	13.87	-7.53	-1.28	14.80	16.62	12.30	3.55	17.12	20.50	19.74	4.27
Wk 2	15.53	13.26	-14.62	-4.40	15.93	16.46	3.33	-0.96	17.52	20.00	14.16	-2.44

Note: R-revised; P-preliminary

