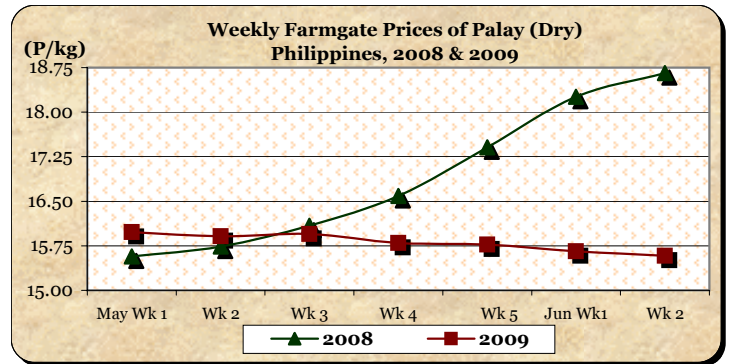


### A. Farmgate Price of Palay

\* Price continued to decrease at slower rate than in the previous weeks.

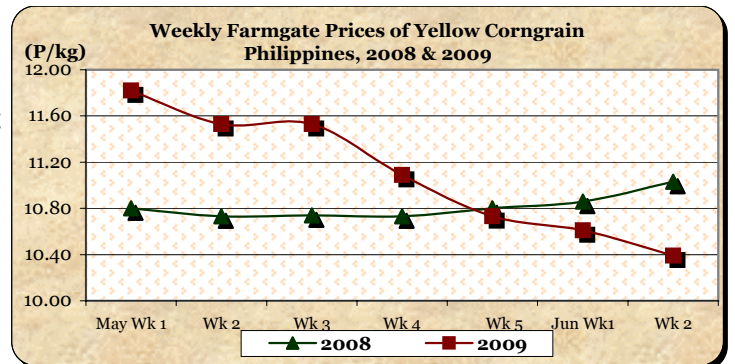
- Average price at P15.57/kg **declined** by 0.06% from last week's price and by 15.43% from last year's level.



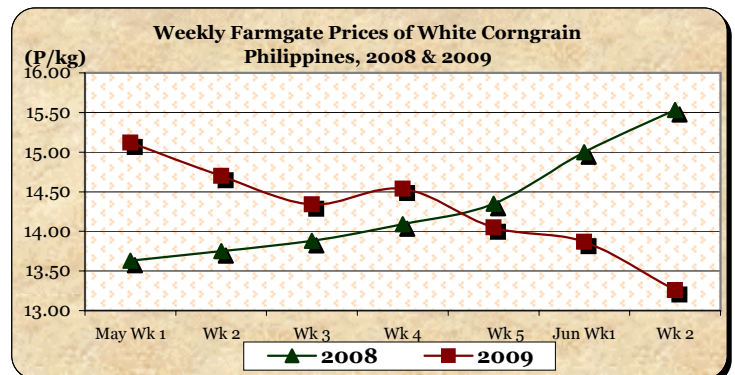
### B. Farmgate Prices of Corngrain, Yellow and White

\* Prices of yellow corngrain and white corngrain sustained their downward movement.

- Yellow corngrain price at P10.25/kg **decreased** by 1.35% and 7.82% relative to prices of last week and last year, respectively.



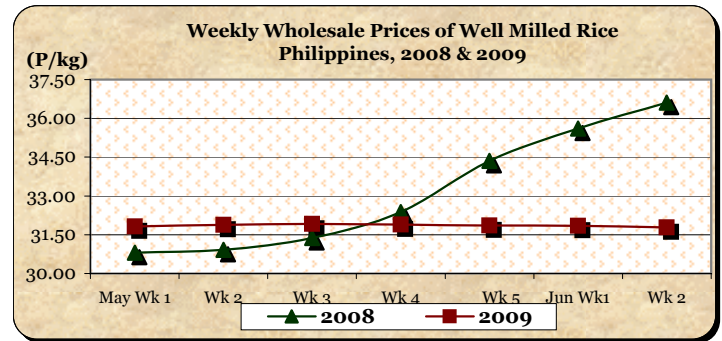
- White corngrain price at P13.10/kg was **lower** by 1.21% from last week's P13.26/kg and by 17.87% compared to last year's P15.95/kg.



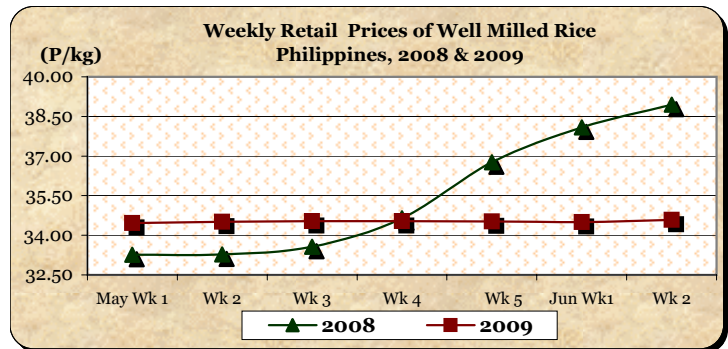
**C. Wholesale and Retail Prices of Well Milled Rice (WMR)**

\* Wholesale price recovered from last week's cut while retail price continued to increase.

- Average wholesale price at P31.84/kg indicated a 0.19% **gain** from last week's record but posted a 13.03% **reduction** from last year's level..



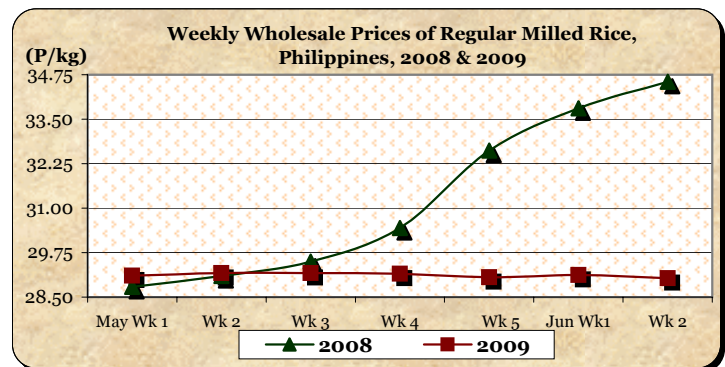
- Average retail price at P34.70/kg was 0.35% **above** last week's P34.58/kg but was 11.05% **lower** from last year's P39.01/kg.



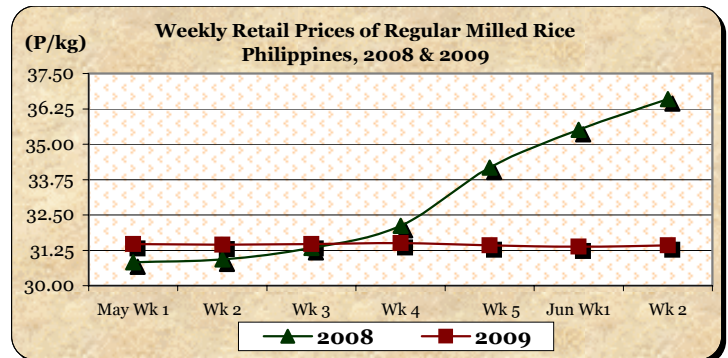
**D. Wholesale and Retail Prices of Regular Milled Rice (RMR)**

\* Wholesale price remained at last week's level while retail price increased.

- At wholesale, average price was **stable** at last week's P29.03/kg but posted a 15.98% **cut** from last year's quotation.



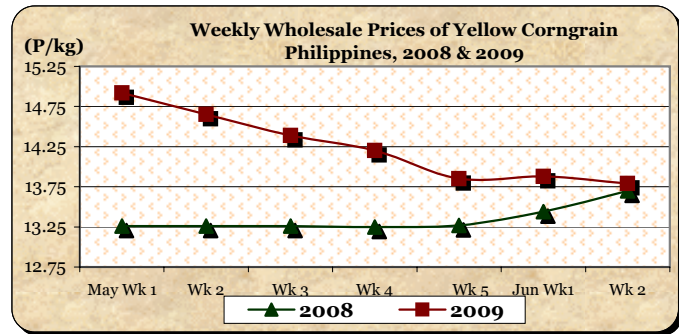
- At retail, average price at P31.50/kg **grew** by 0.25% from last week's price but **slid** by 13.29% from last year's record.



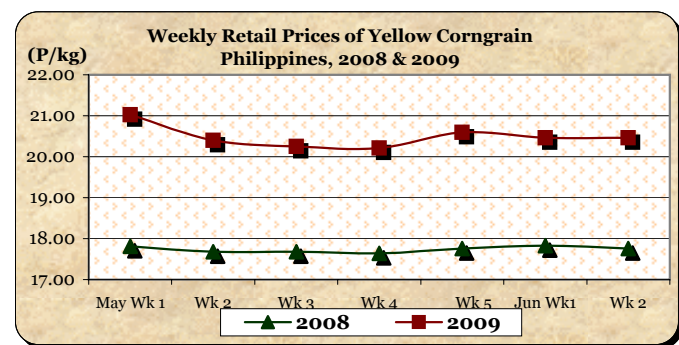
**E. Wholesale and Retail Prices of Corngrain, Yellow**

\* Wholesale price recovered from last week's drop. Retail price declined after being stable last week.

■ At wholesale, average price at P13.85/kg registered **gains** of 0.44% and 3.05% from prices of last week and last year, respectively.



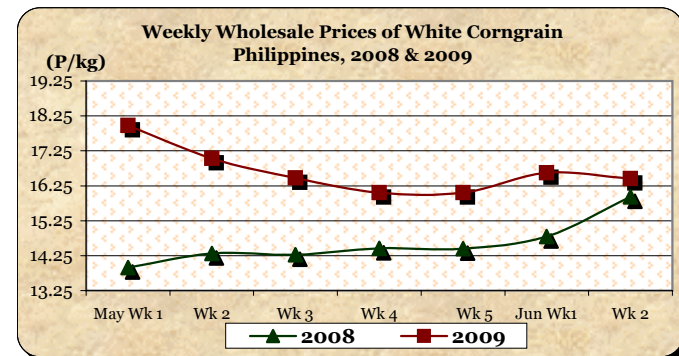
■ At retail, average price at P20.32/kg posted a 0.68% **cut** from last week's P20.46/kg but reflected a 14.35% **mark-up** from last year's P17.77/kg.



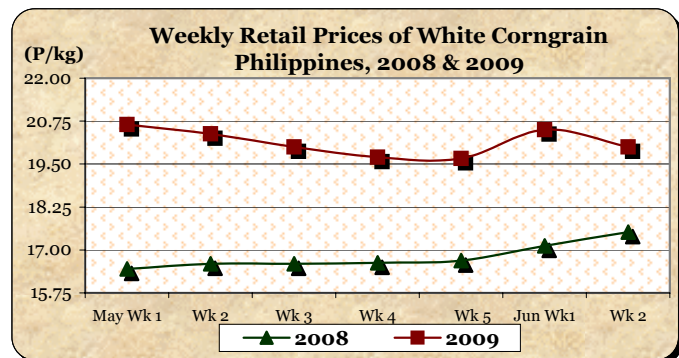
**F. Wholesale and Retail Prices of Corngrain, White**

\* Wholesale price moved down at faster rate compared to last week's movement. Retail price recovered from last week's weakening.

■ Average wholesale price at P16.17/kg registered **decrement** of 1.76% from last week's level but was still **higher by 1.06%** from 2008 record.



■ Average retail price at P20.20/kg **rose** by 1.00% and 9.07% relative to last week's and last year's prices.





**Annex 1**

**Comparative Weekly Farmgate, Wholesale and Retail Prices of Palay, Rice and Corn, Philippines**

Month/Week	Palay (Dry)				Well Milled Rice (WMR)							
	Farmgate Prices				Wholesale Prices				Retail Prices			
	2008	2009	% Change		2008	2009	% Change		2008	2009	% Change	
(1)	(2)	(3)	(3)/(2)	(weekly)	(6)	(7)	(7)/(6)	(weekly)	(10)	(11)	(11)/(10)	(weekly)
May Wk 1	15.57	15.98	2.63	0.25	30.81	31.82	3.28	-0.03	33.26	34.46	3.61	-0.14
Wk 2	15.74	15.91	1.08	-0.44	30.91	31.88	3.14	0.19	33.28	34.51	3.70	0.15
Wk 3	16.09	15.95	-0.87	0.25	31.37	31.92	1.75	0.13	33.57	34.53	2.86	0.06
Wk 4	16.59	15.80	-4.76	-0.94	32.38	31.89	-1.51	-0.09	34.65	34.53	-0.35	0.00
Wk 5R	17.41	15.77	-9.42	-0.19	34.36	31.86	-7.28	-0.09	36.76	34.52	-6.09	-0.03
Jun Wk1	18.26	15.66	-14.24	-0.70	35.61	31.85	-10.56	-0.03	38.09	34.50	-9.43	-0.06
Wk 2R	18.66	15.58	-16.51	-0.51	36.61	31.78	-13.19	-0.25	38.95	34.58	-11.22	0.17
Wk 3P	18.41	15.57	-15.43	-0.06	36.61	31.84	-13.03	0.19	39.01	34.70	-11.05	0.35

Month/Week	Regular Milled Rice (RMR)							
	Wholesale Prices				Retail Prices			
	2008	2009	% Change		2008	2009	% Change	
(1)	(2)	(3)	(3)/(2)	(weekly)	(6)	(7)	(7)/(6)	(weekly)
May Wk 1	28.79	29.10	1.08	-0.21	30.83	31.47	2.08	-0.06
Wk 2	29.09	29.17	0.28	0.24	30.93	31.45	1.68	-0.06
Wk 3	29.50	29.17	-1.12	0.00	31.34	31.47	0.41	0.06
Wk 4	30.44	29.16	-4.20	-0.03	32.12	31.50	-1.93	0.10
Wk 5	32.62	29.06	-10.91	-0.34	34.17	31.43	-8.02	-0.22
Jun Wk1	33.81	29.12	-13.87	0.21	35.51	31.38	-11.63	-0.16
Wk 2R	34.55	29.03	-15.98	-0.31	36.60	31.42	-14.15	0.13
Wk 3P	34.55	29.03	-15.98	0.00	36.33	31.50	-13.29	0.25

Month/Week	Corngrain, Yellow											
	Farmgate Prices				Wholesale Prices				Retail Prices			
	2008	2009	% Change		2008	2009	% Change		2008	2009	% Change	
(1)	(2)	(3)	(3)/(2)	(weekly)	(6)	(7)	(7)/(6)	(weekly)	(10)	(11)	(11)/(10)	(weekly)
May Wk 1	10.80	11.82	9.44	-1.83	13.26	14.92	12.52	-1.32	17.81	21.02	18.02	-1.04
Wk 2	10.73	11.53	7.46	-2.45	13.26	14.65	10.48	-1.81	17.68	20.40	15.38	-2.95
Wk 3	10.74	11.53	7.36	0.00	13.26	14.39	8.52	-1.77	17.68	20.25	14.54	-0.74
Wk 4	10.73	11.09	3.36	-3.82	13.25	14.20	7.17	-1.32	17.64	20.21	14.57	-0.20
Wk 5	10.80	10.73	-0.65	-3.25	13.27	13.85	4.37	-2.46	17.76	20.59	15.93	1.88
Jun Wk1	10.86	10.61	-2.30	-1.12	13.44	13.88	3.27	0.22	17.83	20.46	14.75	-0.63
Wk 2R	11.03	10.39	-5.80	-2.07	13.70	13.79	0.66	-0.43	17.76	20.46	15.20	-0.63
Wk 3P	11.12	10.25	-7.82	-1.35	13.44	13.85	3.05	0.44	17.77	20.32	14.35	-0.68

Month/Week	Corngrain, White											
	Farmgate Prices				Wholesale Prices				Retail Prices			
	2008	2009	% Change		2008	2009	% Change		2008	2009	% Change	
(1)	(2)	(3)	(3)/(2)	(weekly)	(6)	(7)	(7)/(6)	(weekly)	(10)	(11)	(11)/(10)	(weekly)
May Wk 1	13.63	15.12	10.93	-4.24	13.91	17.98	29.26	-0.94	16.45	20.65	25.53	-1.90
Wk 2	13.75	14.70	6.91	-2.78	14.31	17.03	19.01	-5.28	16.60	20.38	22.77	-1.31
Wk 3	13.88	14.34	3.31	-2.45	14.28	16.47	15.34	-3.29	16.60	20.00	20.48	-1.86
Wk 4	14.09	14.54	3.19	1.39	14.46	16.05	11.00	-2.55	16.63	19.70	18.46	-1.50
Wk 5	14.35	14.05	-2.09	-3.37	14.45	16.05	11.07	0.00	16.69	19.66	17.80	-0.20
Jun Wk1	15.00	13.87	-7.53	-1.28	14.80	16.62	12.30	3.55	17.12	20.50	19.74	4.27
Wk 2R	15.53	13.26	-14.62	-4.40	15.93	16.46	3.33	-0.96	17.52	20.00	14.16	-2.44
Wk 3P	15.95	13.10	-17.87	-1.21	16.00	16.17	1.06	-1.76	18.52	20.20	9.07	1.00

Note: R-revised; P-preliminary

