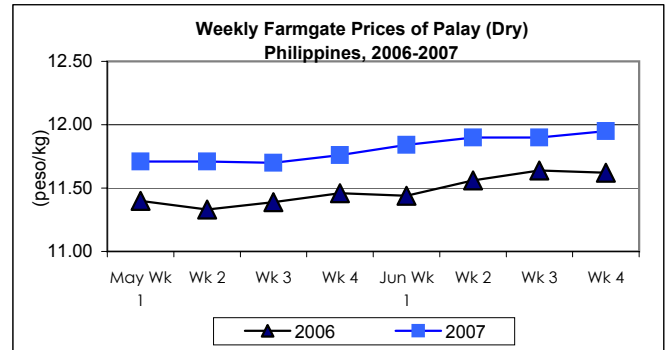




AM - 0707 - ____

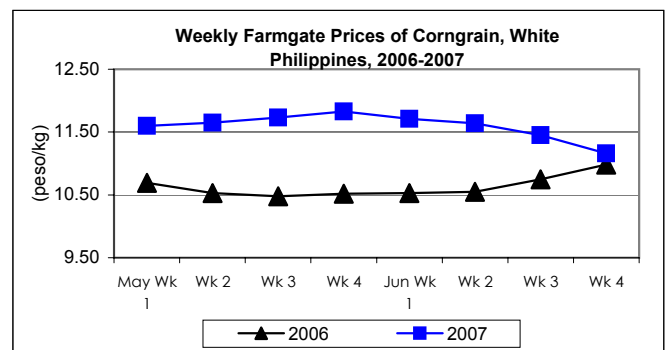
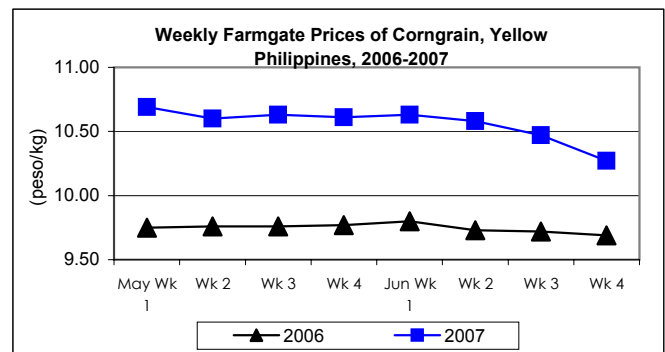
A. Farmgate Price of Palay

- * Price of palay slightly moved up after settling at last week's level.
 - Price was **higher** this week at P11.95/kg increasing by 0.42% from last week's report and by 2.84% from the 2006 price.



B. Farmgate Prices of Corngrain, Yellow and White

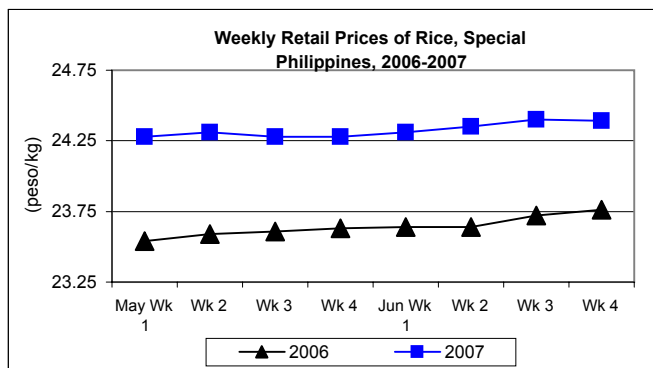
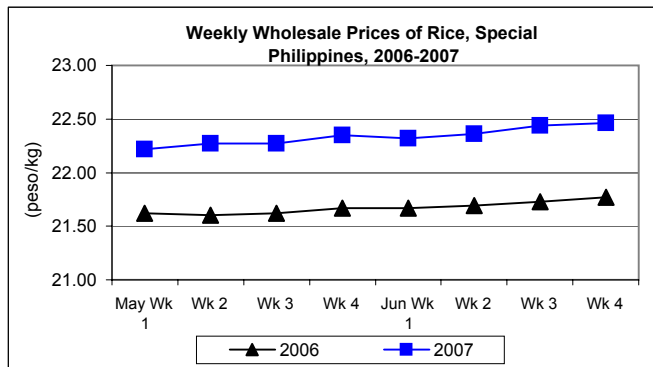
- * There was a sustained downtrend of prices relative to the previous week's and last year's records.
 - Yellow corngrain price at P10.27/kg was **lower** by 1.91% from last week's price but was **higher** by 5.99% from the year-ago price.
 - White corngrain price averaged the lowest this week at P11.16/kg, **dropping** by 2.53% from the previous week's price and **increasing** by 1.64% from last year's level.



C. Wholesale and Retail Prices of Rice, Special

☀ Wholesale price was on the uptrend while retail price was on the downtrend this week.

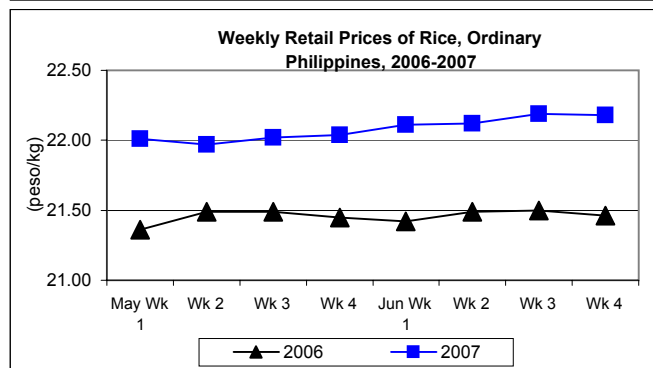
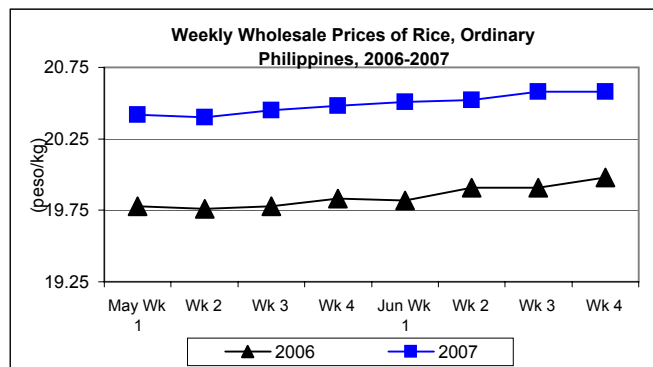
- Wholesale price averaged P22.46/kg with respective **increments** from the previous week's and last year's prices at 0.09% and 3.17%, respectively.
- Retail price was quoted at P24.39/kg, **down** by 0.04% from last week's report but was **up** by 2.65% from last year's price.



D. Wholesale and Retail Prices of Rice, Ordinary

☀ Wholesale price halted at last week's level while retail price moved down after weeks of intermittent increases.

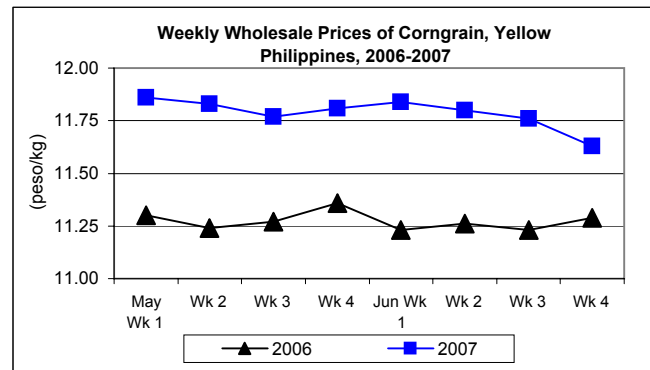
- Wholesale price was at last week's level of P20.58/kg and showed a 3% **increment** from the quotation of 2006.
- Retail price at P22.18/kg was **lower** by 0.05% from the week-ago report. Relative to last year's record, price was **higher** by 3.36%.



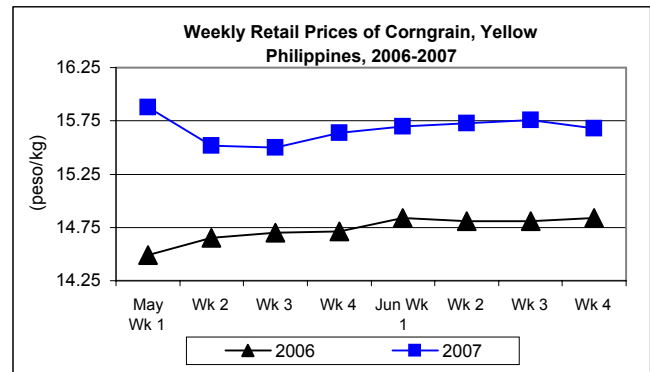
E. Wholesale and Retail Prices of Corngrain, Yellow

☀ Wholesale and retail prices moved down from the previous week's records but both maintained higher levels above last year's prices.

- Wholesale price at P11.63/kg **fell** by 1.11% from last week's record but went **up** by 3.01% from the 2006 quotation.



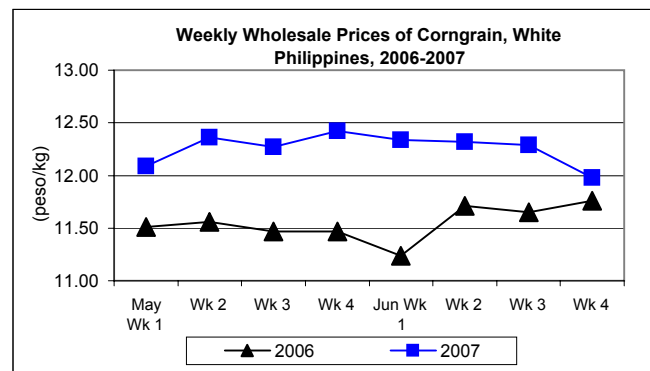
- Retail price settled at P15.68/kg and recorded a 0.51% **decrement** from last week's price but a 5.66% **gain** was noted from last year's record.



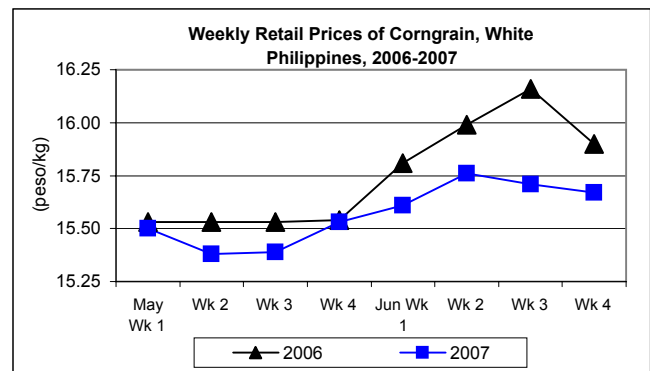
F. Wholesale and Retail Prices of Corngrain, White

☀ Both price levels were lower this week. From last year's records, wholesale price was up while retail price was down.

- Wholesale price at P11.98/kg represented a **drop** of 2.52% from last week's price and an **increase** of 1.87% from last year's record.



- Wholesale price at P15.67/kg was 0.25% and 1.45% **lower** than last week's and last year's prices, respectively.



Annex 1

Comparative Weekly Farmgate, Wholesale and Retail Prices of Palay, Rice and Corn, Philippines

Month/Week	Palay (Dry)				Rice, Special							
	Farmgate Prices				Wholesale Prices				Retail Prices			
	2006	2007	% Change		2006	2007	% Change		2006	2007	% Change	
(1)	(2)	(3)	(3)/(2)	(weekly)	(6)	(7)	(7)/(6)	(weekly)	(10)	(11)	(11)/(10)	(weekly)
May Wk1	11.40	11.71	2.72	0.60	21.62	22.22	2.78	-0.09	23.54	24.28	3.14	0.08
Wk 2	11.33	11.71	3.35	0.00	21.60	22.27	3.10	0.23	23.59	24.31	3.05	0.12
Wk 3	11.39	11.70	2.72	-0.09	21.62	22.27	3.01	0.00	23.61	24.28	2.84	-0.12
Wk 4	11.46	11.76	2.62	0.51	21.67	22.35	3.14	0.36	23.63	24.28	2.75	0.00
Jun Wk 1	11.44	11.84	3.50	0.68	21.67	22.32	3.00	-0.13	23.64	24.31	2.83	0.12
Wk 2	11.56	11.90	2.94	0.51	21.69	22.36	3.09	0.18	23.64	24.35	3.00	0.16
Wk 3	11.64	11.90	2.23	0.00	21.73	22.44	3.27	0.36	23.72	24.40	2.87	0.21
Wk 4	11.62	11.95	2.84	0.42	21.77	22.46	3.17	0.09	23.76	24.39	2.65	-0.04

Month/Week	Rice, Ordinary							
	Wholesale Prices				Retail Prices			
	2006	2007	% Change		2006	2007	% Change	
(1)	(2)	(3)	(3)/(2)	(weekly)	(6)	(7)	(7)/(6)	(weekly)
May Wk1	19.78	20.42	3.24	0.15	21.36	22.01	3.04	0.00
Wk 2	19.76	20.40	3.24	-0.10	21.49	21.97	2.23	-0.18
Wk 3	19.78	20.45	3.39	0.25	21.49	22.02	2.47	0.23
Wk 4	19.83	20.48	3.28	0.15	21.45	22.04	2.75	0.09
Jun Wk 1	19.82	20.51	3.48	0.15	21.42	22.11	3.22	0.32
Wk 2	19.91	20.52	3.06	0.05	21.49	22.12	2.93	0.05
Wk 3	19.91	20.58	3.37	0.29	21.50	22.19	3.21	0.32
Wk 4	19.98	20.58	3.00	0.00	21.46	22.18	3.36	-0.05

Month/Week	Corngrain, Yellow											
	Farmgate Prices				Wholesale Prices				Retail Prices			
	2006	2007	% Change		2006	2007	% Change		2006	2007	% Change	
(1)	(2)	(3)	(3)/(2)	(weekly)	(6)	(7)	(7)/(6)	(weekly)	(10)	(11)	(11)/(10)	(weekly)
May Wk1	9.75	10.69	9.64	1.91	11.30	11.86	4.96	0.85	14.49	15.88	9.59	0.25
Wk 2	9.76	10.60	8.61	-0.84	11.24	11.83	5.25	-0.25	14.65	15.52	5.94	-2.27
Wk 3	9.76	10.63	8.91	0.28	11.27	11.77	4.44	-0.51	14.70	15.50	5.44	-0.13
Wk 4	9.77	10.61	8.60	-0.19	11.36	11.81	3.96	0.34	14.71	15.64	6.32	0.90
Jun Wk 1	9.80	10.63	8.47	0.19	11.23	11.84	5.43	0.25	14.84	15.70	5.80	0.38
Wk 2	9.73	10.58	8.74	-0.47	11.26	11.80	4.80	-0.34	14.81	15.73	6.21	0.19
Wk 3	9.72	10.47	7.72	-1.04	11.23	11.76	4.72	-0.34	14.81	15.76	6.41	0.19
Wk 4	9.69	10.27	5.99	-1.91	11.29	11.63	3.01	-1.11	14.84	15.68	5.66	-0.51

Month/Week	Corngrain, White											
	Farmgate Prices				Wholesale Prices				Retail Prices			
	2006	2007	% Change		2006	2007	% Change		2006	2007	% Change	
(1)	(2)	(3)	(3)/(2)	(weekly)	(6)	(7)	(7)/(6)	(weekly)	(10)	(11)	(11)/(10)	(weekly)
May Wk1	10.69	11.60	8.51	-1.86	11.51	12.09	5.04	1.43	15.53	15.50	-0.19	1.31
Wk 2	10.53	11.65	10.64	0.43	11.56	12.36	6.92	2.23	15.53	15.38	-0.97	-0.77
Wk 3	10.48	11.73	11.93	0.69	11.47	12.27	6.97	-0.73	15.53	15.39	-0.90	0.07
Wk 4	10.52	11.83	12.45	0.85	11.47	12.42	8.28	1.22	15.54	15.53	-0.06	0.91
Jun Wk 1	10.53	11.71	11.21	-1.01	11.24	12.34	9.79	-0.64	15.81	15.61	-1.27	0.52
Wk 2	10.55	11.64	10.33	-0.60	11.71	12.32	5.21	-0.16	15.99	15.76	-1.44	0.96
Wk 3	10.75	11.45	6.51	-1.63	11.65	12.29	5.49	-0.24	16.16	15.71	-2.78	-0.32
Wk 4	10.98	11.16	1.64	-2.53	11.76	11.98	1.87	-2.52	15.90	15.67	-1.45	-0.25