



Special Release No.: 2017 - 152

Quezon City, Philippines

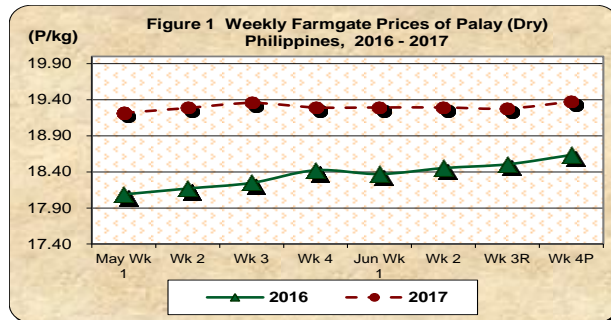
If you want to know more about these statistics  
write or call Price Statistics Division  
☎ 376-19-59  
PSA Website: [www.psa.gov.ph](http://www.psa.gov.ph)

## UPDATES ON PALAY, RICE AND CORN PRICES Fourth Week of June 2017

### A. Farmgate Price of Palay

★ Farmgate price of palay exhibits upward adjustment from previous week's downturn

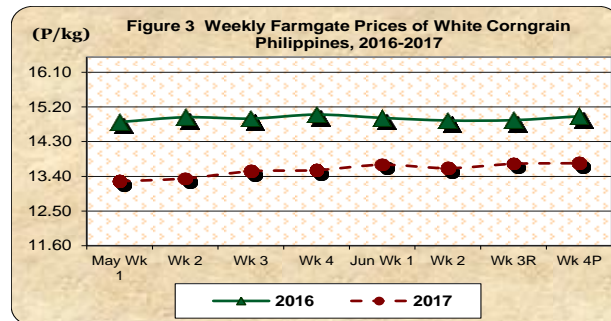
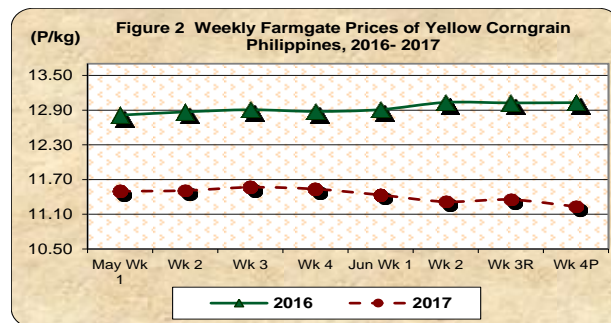
- The average farmgate price of palay at P19.37/kg **went up** this week by 0.50 percent from previous week's level of P19.28/kg and by 3.97 percent from a year ago quotation of P18.63/kg (Table 1).



### B. Farmgate Prices of Yellow and White Corngrains

★ Price of yellow corngrain drops this week while that of white corngrain moves up further

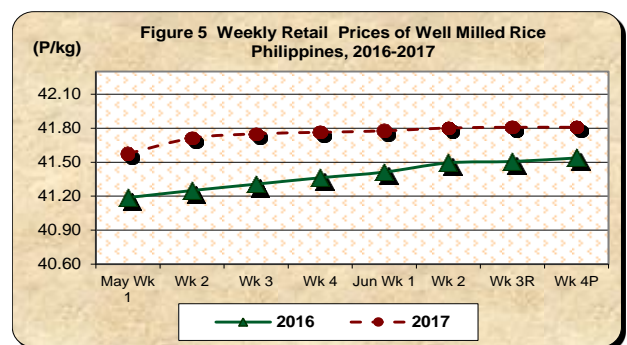
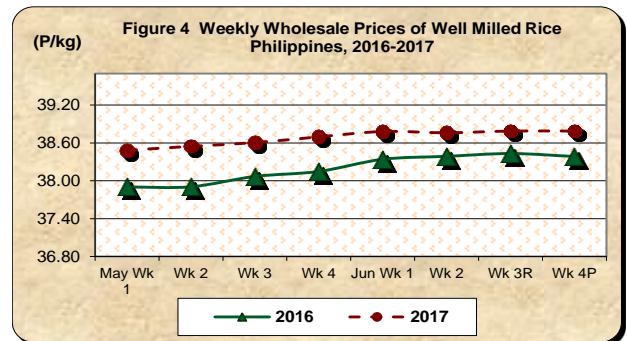
- The average farmgate price of yellow corngrain at P11.23/kg was **cheaper** than previous week's level by 1.05 percent. Compared to a year ago level of P13.03/kg, it was likewise, **lower** by 13.78 percent (Table 2).
- The average farmgate price of white corngrain at P13.74/kg **picked up** by 0.12 percent from a week ago level of P13.74/kg. On the other hand, it **dropped** by 8.14 percent relative to same period in the previous year (Table 2).



### C. Wholesale and Retail Prices of Well Milled Rice (WMR)

★ Wholesale and retail prices of well milled rice both remain at their previous week's levels

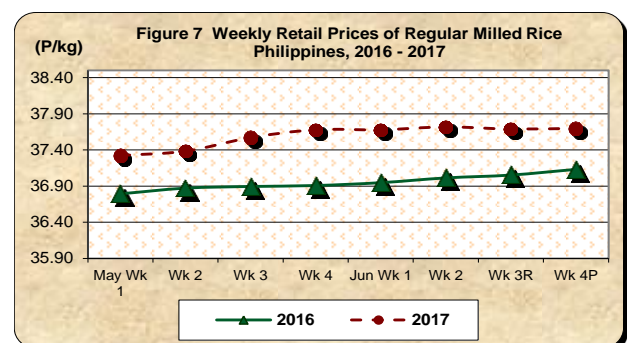
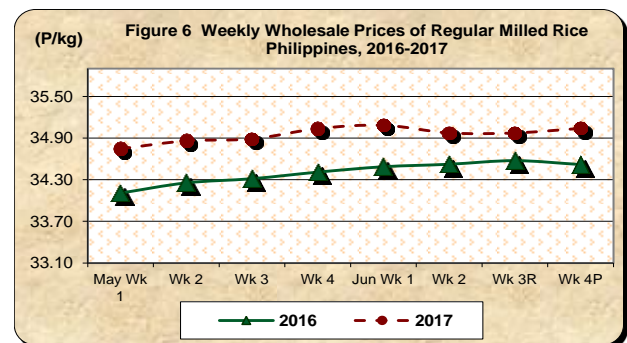
- At the wholesale trade, the average price of well milled rice **remained** at its previous week's level of P38.79/kg. Compared to the previous year's price level of P38.39/kg, it **inched up** by 1.05 percent (*Table 1*).
- Similarly, the average retail price of well milled rice at P41.81/kg during the week was the **same** level posted in the previous week. It was however, **higher** by 0.65 percent compared to a year ago quotation of P41.54/kg (*Table 1*).



### D. Wholesale and Retail Prices of Regular Milled Rice (RMR)

★ Upward adjustments are seen at both wholesale and retail prices of regular milled rice

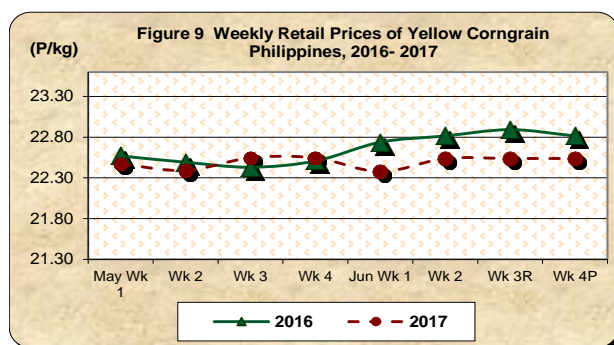
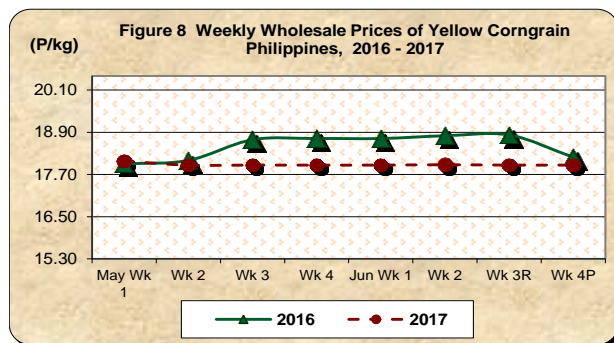
- During the week, the average wholesale price of regular milled rice at P35.04/kg posted an **increase** from a week ago level by 0.19 percent and from previous year's quotation by 1.51 percent (*Table 1*).
- The average retail price of regular milled rice at P37.70/kg **rose** by 0.02 percent from previous week's level. Relative to the same period in the previous year, it was also **higher** by 1.53 percent (*Table 1*).



## E. Wholesale and Retail Prices of Corngrain, Yellow

### \* No price changes at both wholesale and retail trades are observed during the week

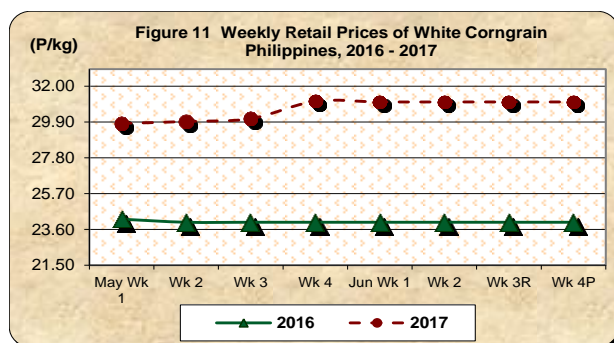
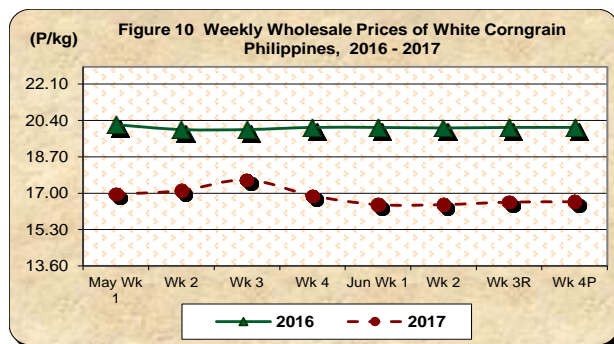
- The average wholesale price of yellow corngrain during the week **remained** at its previous week's level of P17.97/kg. However, a price **cut** of 1.23 percent was registered from previous year's quotation of P18.19/kg (*Table 2*).
- Similarly, the average retail price of yellow corngrain **stood** at P22.54/kg for three (3) consecutive weeks now. Compared to the same week a year ago price level of P22.82/kg, it **declined** by 1.21 percent (*Table 2*).



## F. Wholesale and Retail Prices of Corngrain, White

### \* Price increment is noted at the wholesale trade while there is no price movement at the retail trade

- The average wholesale price of white corngrain was registered this week at P16.60/kg. It **increased** by 0.10 percent from previous week's level of P16.58/kg. On the contrary, it was **lower** by 17.31 percent compared to a year ago quotation of P20.08/kg (*Table 2*).
- For four (4) consecutive weeks now, the average retail price of white corngrain was posted at P31.08/kg. Relative to the previous year's price of P24.02kg, it **gained** by 29.39 percent (*Table 2*).



**Table 1 Weekly Farmgate, Wholesale and Retail Prices of Palay and Rice in the Philippines**  
(First Week of May 2017 to Fourth Week of June 2017)

(Prices per Kilogram)

Month/Week	Palay (Dry)				Well Milled Rice (WMR)							
	Farmgate Prices				Wholesale Prices				Retail Prices			
	2017	2016	% Change		2017	2016	% Change		2017	2016	% Change	
			Annual	Weekly			Annual	Weekly			Annual	Weekly
(1)	(2)	(3)	(4)	(5)	(6)	(7)	(8)	(9)	(10)	(11)	(12)	
May Wk 1	19.22	18.09	6.25	1.19	38.48	37.90	1.53	0.15	41.58	41.19	0.94	0.36
Wk 2	19.29	18.17	6.14	0.35	38.55	37.91	1.69	0.16	41.71	41.25	1.12	0.33
Wk 3	19.36	18.25	6.07	0.36	38.61	38.07	1.41	0.15	41.75	41.31	1.07	0.09
Wk 4	19.29	18.42	4.73	-0.32	38.70	38.15	1.44	0.24	41.76	41.36	0.97	0.03
Jun Wk 1	19.29	18.37	5.03	0.00	38.78	38.34	1.15	0.22	41.78	41.41	0.88	0.03
Wk 2	19.29	18.45	4.56	0.00	38.76	38.39	0.97	-0.05	41.80	41.49	0.74	0.06
Wk 3 <sup>R</sup>	19.28	18.51	4.18	-0.08	38.79	38.43	0.93	0.07	41.81	41.51	0.73	0.02
Wk 4 <sup>P</sup>	19.37	18.63	3.97	0.50	38.79	38.39	1.05	0.00	41.81	41.54	0.65	0.00

**Table 1- (Concluded)**

Month/Week	Regular Milled Rice (RMR)							
	Wholesale Prices				Retail Prices			
	2017	2016	% Change		2017	2016	% Change	
			Annual	Weekly			Annual	Weekly
(13)	(14)	(15)	(16)	(17)	(18)	(19)	(20)	
May Wk 1	34.75	34.11	1.87	0.04	37.32	36.79	1.44	0.47
Wk 2	34.86	34.25	1.77	0.33	37.38	36.87	1.39	0.16
Wk 3	34.89	34.31	1.67	0.08	37.57	36.89	1.83	0.50
Wk 4	35.04	34.41	1.82	0.43	37.68	36.91	2.09	0.29
Jun Wk 1	35.08	34.49	1.73	0.14	37.68	36.95	1.98	0.00
Wk 2	34.97	34.52	1.31	-0.31	37.72	37.01	1.91	0.10
Wk 3 <sup>R</sup>	34.97	34.57	1.15	0.00	37.69	37.05	1.72	-0.08
Wk 4 <sup>P</sup>	35.04	34.52	1.51	0.19	37.70	37.13	1.53	0.02

**Table 2 Weekly Farmgate, Wholesale and Retail Prices of Corn in the Philippines**  
(First Week of May 2017 to Fourth Week of June 2017)

(Prices per Kilogram)

Month/Week	Corngrain, Yellow											
	Farmgate Prices				Wholesale Prices				Retail Prices			
	2017	2016	% Change		2017	2016	% Change		2017	2016	% Change	
			Annual	Weekly			Annual	Weekly			Annual	Weekly
(1)	(2)	(3)	(4)	(5)	(6)	(7)	(8)	(9)	(10)	(11)	(12)	
May Wk 1	11.50	12.81	-10.26	0.19	18.08	18.00	0.43	-0.06	22.47	22.57	-0.44	0.07
Wk 2	11.51	12.87	-10.55	0.11	17.97	18.10	-0.74	-0.61	22.39	22.49	-0.44	-0.34
Wk 3	11.57	12.91	-10.38	0.49	17.97	18.69	-3.86	0.00	22.55	22.43	0.51	0.69
Wk 4	11.54	12.88	-10.42	-0.27	17.97	18.72	-4.04	0.00	22.55	22.51	0.17	0.00
Jun Wk 1	11.43	12.91	-11.43	-0.88	17.97	18.72	-4.04	0.00	22.38	22.74	-1.59	-0.75
Wk 2	11.32	13.03	-13.16	-1.02	17.98	18.80	-4.37	0.06	22.54	22.82	-1.21	0.72
Wk 3 <sup>R</sup>	11.35	13.02	-12.83	0.31	17.97	18.82	-4.55	-0.06	22.54	22.89	-1.55	0.00
Wk 4 <sup>P</sup>	11.23	13.03	-13.78	-1.05	17.97	18.19	-1.23	0.00	22.54	22.82	-1.21	0.00

**Table 2- (Concluded)**

Month/Week	Corngrain, White											
	Farmgate Prices				Wholesale Prices				Retail Prices			
	2017	2016	% Change		2017	2016	% Change		2017	2016	% Change	
			Annual	Weekly			Annual	Weekly			Annual	Weekly
(13)	(14)	(15)	(16)	(17)	(18)	(19)	(20)	(21)	(22)	(23)	(24)	
May Wk 1	13.27	14.81	-10.39	2.96	16.95	20.20	-16.09	8.89	29.82	24.20	23.21	-3.07
Wk 2	13.34	14.93	-10.64	0.56	17.13	19.98	-14.27	1.03	29.93	24.02	24.62	0.39
Wk 3	13.53	14.90	-9.19	1.40	17.63	19.98	-11.76	2.92	30.10	24.02	25.31	0.56
Wk 4	13.56	15.00	-9.62	0.21	16.88	20.08	-15.90	-4.21	31.12	24.02	29.56	3.39
Jun Wk 1	13.70	14.92	-8.16	1.04	16.47	20.08	-17.97	-2.47	31.08	24.02	29.39	-0.13
Wk 2	13.61	14.85	-8.34	-0.65	16.47	20.05	-17.87	0.00	31.08	24.02	29.39	0.00
Wk 3 <sup>R</sup>	13.72	14.86	-7.64	0.83	16.58	20.08	-17.39	0.71	31.08	24.02	29.39	0.00
Wk 4 <sup>P</sup>	13.74	14.96	-8.14	0.12	16.60	20.08	-17.31	0.10	31.08	24.02	29.39	0.00

Source: Weekly Cereals and Fertilizers Price Monitoring (WCFPM)

Note: R-revised; P-preliminary