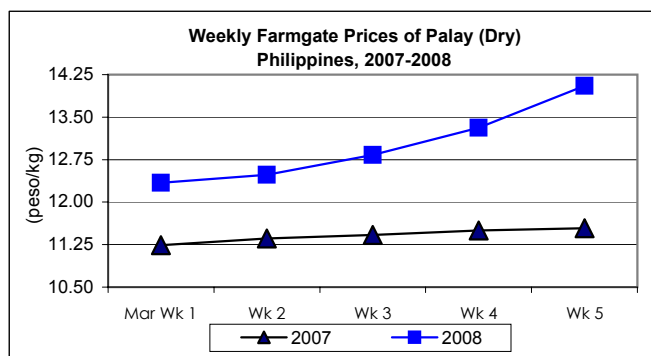




Updates on Palay, Rice & Corn Prices, March 2008

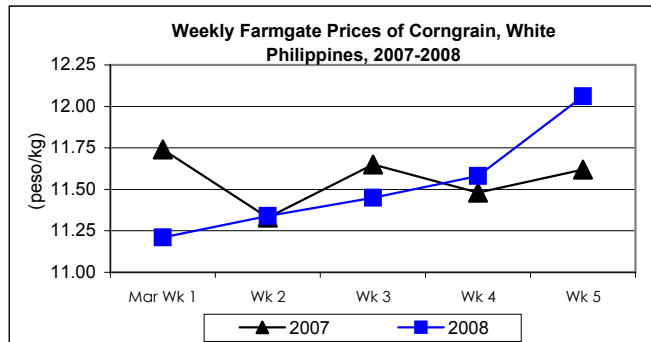
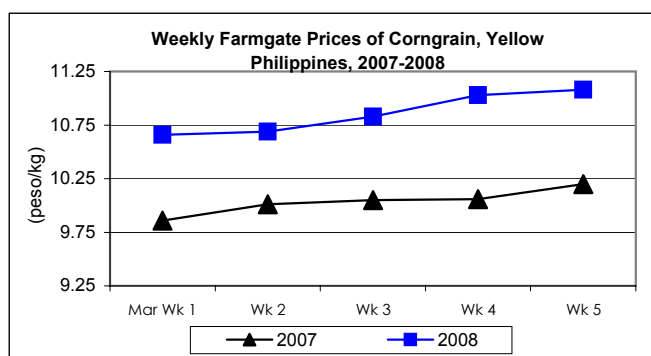
A. Farmgate Price of Palay

- * Price at farmgate posted sustained upward movement until the close of the month.
 - The monthly average price of P13.02/kg was **higher** by 8.05% compared to the price recorded last month and by 14.01% compared to the price of the same period last year.



B. Farmgate Prices of Corngrain, Yellow and White

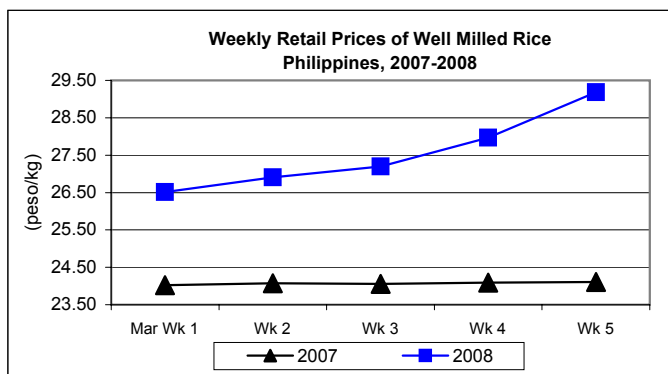
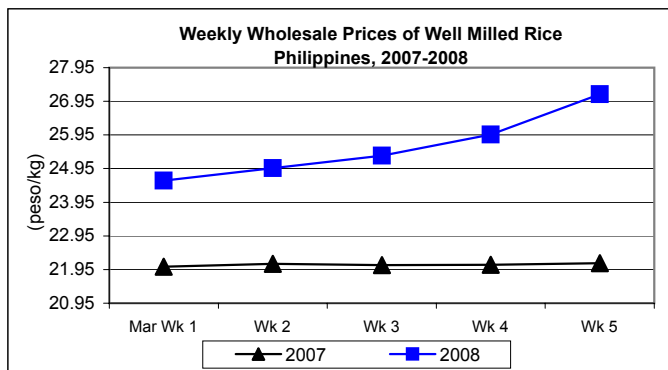
- * Both yellow and white corngrains registered weekly price increases.
 - Yellow corngrain had a monthly average price of P10.84/kg; this was **higher** by 2.26% and 8.18% from last month's and last year's quotations, respectively.
 - Monthly average price of white corngrain at P11.55/kg **increased** by 7.24% from last month's price and by 0.79% compared to last year's level.



C. Wholesale and Retail Prices of Well Milled Rice (WMR)

☀ Prices at both wholesale and retail levels increased. The highest rates of increases were recorded on the last week of the month.

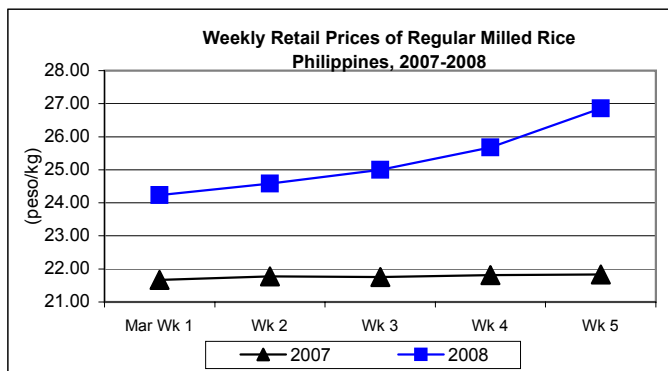
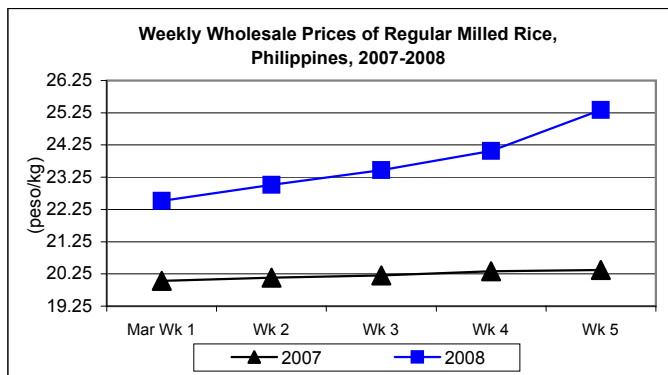
- The average wholesale price of P25.60/kg was 6.67% **above** the last month's price and 15.99% **higher** than last year's level.
- Retail price, which averaged P27.57/kg posted **increases** of 5.71% and 14.54% relative to last month's and last year's prices, respectively.



D. Wholesale and Retail Prices of Regular Milled Rice (RMR)

☀ Prices at wholesale and retail continued to move upward during the month.

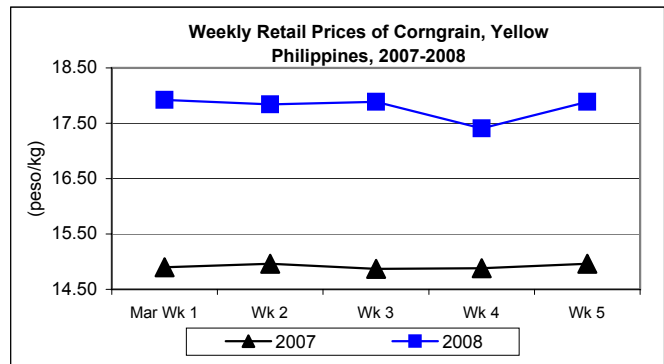
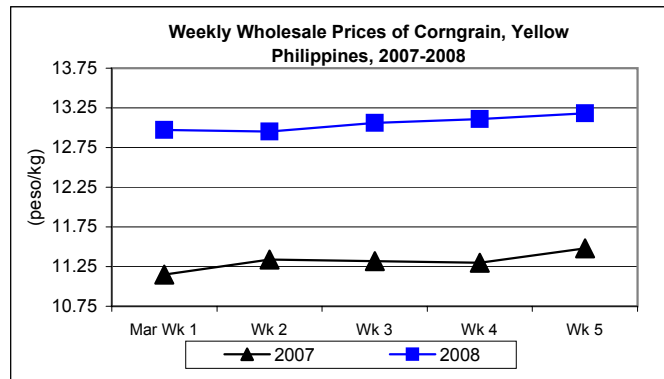
- Average wholesale price of P23.61/kg recorded **increments** of 7.61% from last month's price level and 16.82% from last year's report.
- Monthly average retail price of P25.26/kg **rose** by 7.12% from last month's price and by 16.03% compared to 2007 record



E. Wholesale and Retail Prices of Corngrain, Yellow

✳ Wholesale price continuously increased after a decline on the 2nd week of the month while retail price showed fluctuations.

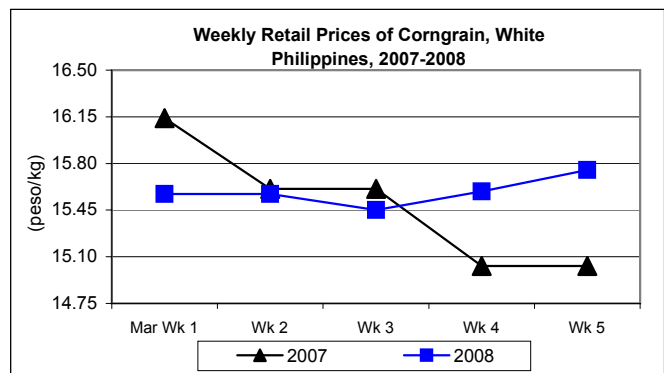
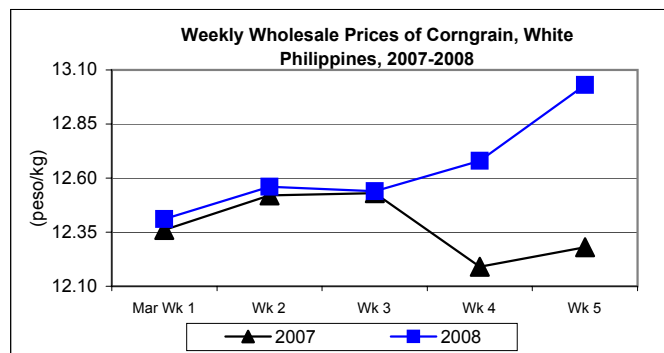
- Average wholesale price at P13.00/kg recorded **increases** of 1.80% from last month's price and 14.74% from the previous year's price.
- At retail, price averaged P17.94/kg and posted **increments** of 0.62% from last month's P17.83/kg and 20.32% from last year's P14.91/kg.



F. Wholesale and Retail Prices of Corngrain, White

✳ Prices at both wholesale and retail levels dropped during the 3rd week but recovered until the close of the month.

- Wholesale price at P12.63/kg was **up** by 4.04% from the previous month's price. Relative to last year's level, price was **higher** by 2.02%.
- Retail price at P15.59/kg was 0.19% and 0.71% **above** last month's and last year's prices, respectively.



Annex 1

**Comparative Farmgate, Wholesale and Retail Prices of Palay, Rice and Corn,
Philippines for the month of March 2008**

Month/Week	Palay, dry		Well Milled Rice (WMR)			
	Farmgate Prices		Wholesale Prices		Retail Prices	
	Price/kg	% Change	Price/kg	% Change	Price/kg	% Change
Wk 1	12.34	0.98	24.59	1.44	26.51	1.07
Wk 2	12.48	1.13	24.96	1.50	26.91	1.51
Wk 3	12.83	2.80	25.33	1.48	27.20	1.08
Wk 4	13.31	3.74	25.96	2.49	27.97	2.83
Wk 5	14.05	5.56	27.16	4.62	29.18	4.33
Mar 2008	13.02	-	25.60	-	27.57	-
Mar 2007	11.42	14.01	22.07	15.99	24.07	14.54
Feb 2008	12.05	8.05	24.00	6.67	26.08	5.71

Month/Week	Regular Milled Rice (RMR)			
	Wholesale Prices		Retail Prices	
	Price/kg	% Change	Price/kg	% Change
Wk 1	22.52	1.53	24.23	1.85
Wk 2	23.01	2.18	24.58	1.44
Wk 3	23.47	2.00	25.00	1.71
Wk 4	24.07	2.56	25.68	2.72
Wk 5	25.34	5.28	26.86	4.60
Mar 2008	23.61	-	25.26	-
Mar 2007	20.21	16.82	21.77	16.03
Feb 2008	21.94	7.61	23.58	7.12

Month/Week	Corngrain, Yellow					
	Farmgate Prices		Wholesale Prices		Retail Prices	
	Price/kg	% Change	Price/kg	% Change	Price/kg	% Change
Wk 1	10.66	0.38	12.97	0.23	17.92	0.11
Wk 2	10.69	0.28	12.95	-0.15	17.84	-0.45
Wk 3	10.83	1.31	13.06	0.85	17.89	0.28
Wk 4	11.03	1.85	13.11	0.38	17.41	-2.68
Wk 5	11.08	0.45	13.18	0.53	17.89	2.76
Mar 2008	10.84	-	13.00	-	17.94	-
Mar 2007	10.02	8.18	11.33	14.74	14.91	20.32
Feb 2008	10.60	2.26	12.77	1.80	17.83	0.62

Month/Week	Corngrain, White					
	Farmgate Prices		Wholesale Prices		Retail Prices	
	Price/kg	% Change	Price/kg	% Change	Price/kg	% Change
Wk 1	11.21	1.82	12.41	0.81	15.57	1.50
Wk 2	11.34	1.16	12.56	1.21	15.57	0.00
Wk 3	11.45	0.97	12.54	-0.16	15.45	-0.77
Wk 4	11.58	1.14	12.68	1.12	15.59	0.91
Wk 5	12.06	4.15	13.03	2.76	15.75	1.03
Mar 2008	11.55	-	12.63	-	15.59	-
Mar 2007	11.46	0.79	12.38	2.02	15.48	0.71
Feb 2008	10.77	7.24	12.14	4.04	15.56	0.19

* - Mar 08/Mar 07 and Mar 08/Feb 08, respectively