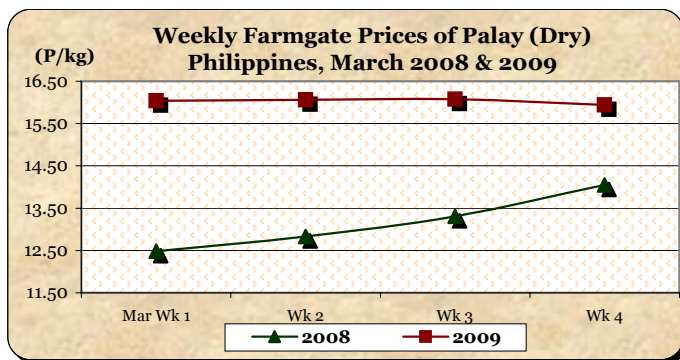


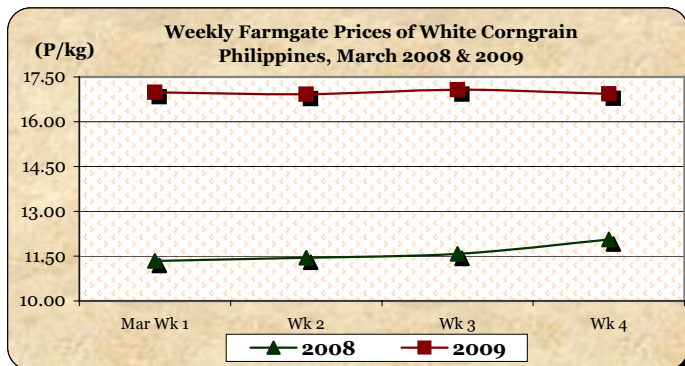
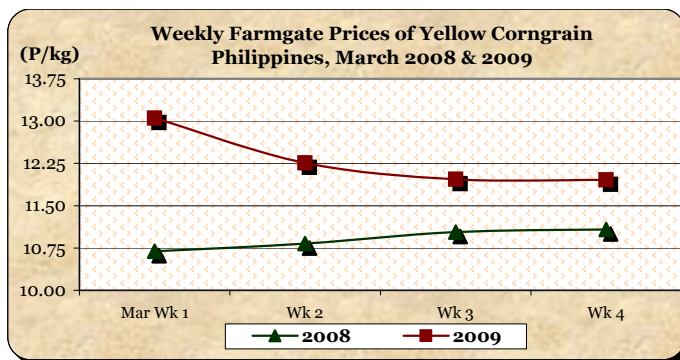
A. Farmgate Price of Palay

- * Prices were going up in the first three weeks but a downward movement was noted by end of the month.
- Average price at P16.03/kg rose by 3.49% from last month's P15.49/kg and by 23.12% relative to last year's P13.02/kg.



B. Farmgate Prices of Corngrain, Yellow and White

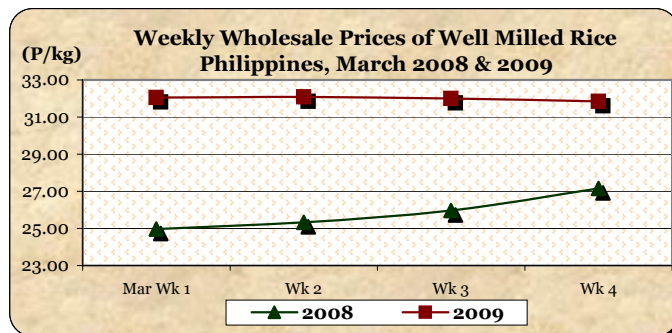
- * Yellow corngrain prices sustained weekly declines while white corngrain prices reflected weekly fluctuations.
- Yellow corngrain price at P12.38/kg was 8.63% lower than February 2009 record but 14.21% higher than March 2008 level.
- White corngrain price at P16.66/kg registered increments of 3.74% and 44.24% from prices of last month and last year, respectively.



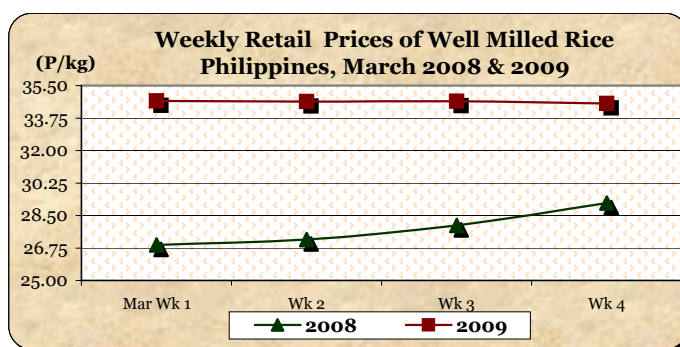
C. Wholesale and Retail Prices of Well Milled Rice (WMR)

* Intermittent price fluctuations were observed at both wholesale and retail levels.

- Average wholesale price at P32.00/kg was **above** last month's and last year's prices by 1.46% and 25%, respectively.



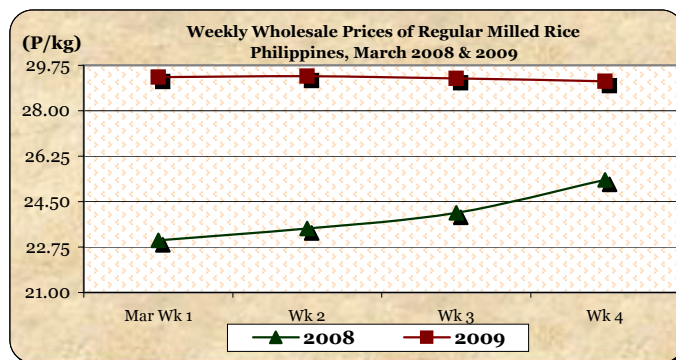
- Average retail price at P34.62/kg was **up** by 0.84% from last month's P34.33/kg and by 25.57% compared to last year's P27.57/kg.



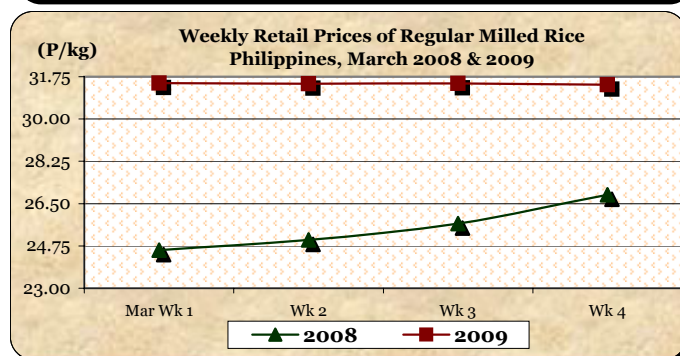
D. Wholesale and Retail Prices of Regular Milled Rice (RMR)

* Wholesale prices posted mark-ups on the first half of the month but indicated cuts on the second half. At retail level, prices were more volatile.

- At wholesale, average price at P29.28/kg **gained** by 1.91% from last month's level and by 24.02% over last year's quotation.



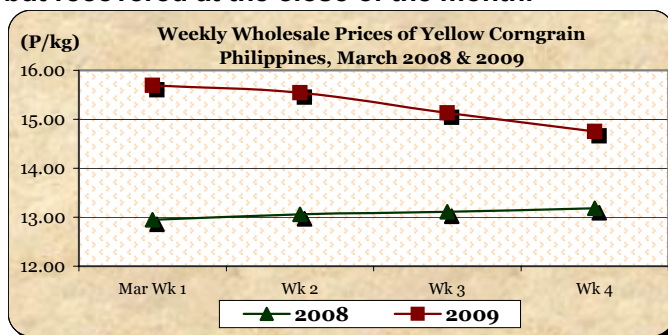
- At retail, average price at P31.46/kg **went up** by 1.48% from February 2009 price and by 24.54% from March 2008 level.



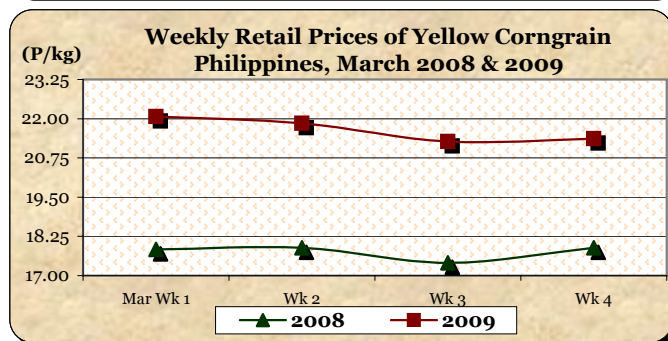
E. Wholesale and Retail Prices of Corngrain, Yellow

* At wholesale, a continuous downtrend in prices was observed. At retail, prices moved downward for three (3) successive weeks but recovered at the close of the month.

■ Wholesale price which closed at P15.14/kg fell by 6.49% from last month's P16.19/kg but rose by 16.46% compared to last year's P13.00/kg.



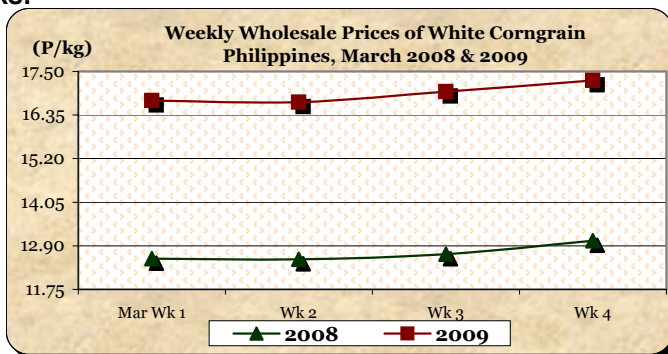
■ Retail price which averaged P21.67/kg was 2.03% below last month's price but was 20.79% above last year's record.



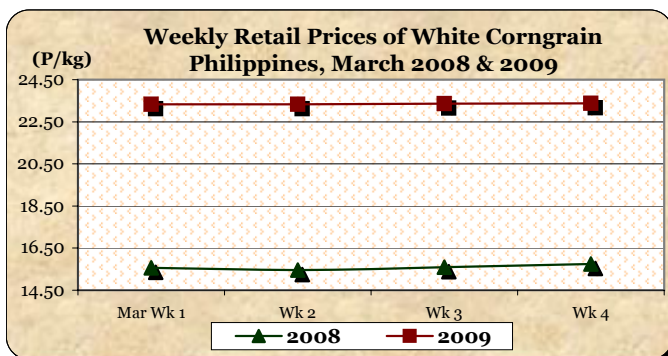
F. Wholesale and Retail Prices of Corngrain, White

* At wholesale, price decrements were registered on the first two weeks while price increments were noted on the last two weeks. At retail, price was stable on 1st and 2nd weeks but moved up on the 3rd and 4th weeks.

■ Average wholesale price at P16.91/kg reflected increases of 1.44% and 33.89% from prices of last month and last year, respectively.



■ Average retail price at P23.35/kg showed mark-ups of 3.82% from last month's quotation and 49.78% relative to last year's report.



Annex 1

Comparative Farmgate, Wholesale and Retail Prices of Palay, Rice and Corn, Philippines for the month of March 2009

| Month/Week | Palay, dry | | Well Milled Rice (WMR) | | | |
|------------|-----------------|----------|------------------------|----------|---------------|----------|
| | Farmgate Prices | | Wholesale Prices | | Retail Prices | |
| | Price/kg | % Change | Price/kg | % Change | Price/kg | % Change |
| Wk 1 | 16.04 | 0.82 | 32.06 | 0.50 | 34.68 | 0.09 |
| Wk 2 | 16.06 | 0.12 | 32.08 | 0.06 | 34.63 | -0.14 |
| Wk 3 | 16.08 | 0.12 | 32.00 | -0.25 | 34.65 | 0.06 |
| Wk 4 | 15.94 | -0.87 | 31.85 | -0.47 | 34.53 | -0.35 |
| Mar 2009P | 16.03 | - | 32.00 | - | 34.62 | - |
| Mar 2008 | 13.02 | 23.12 | 25.60 | 25.00 | 27.57 | 25.57 |
| Feb 2009R | 15.49 | 3.49 | 31.54 | 1.46 | 34.33 | 0.84 |

| Month/Week | Regular Milled Rice (RMR) | | | |
|------------|---------------------------|----------|---------------|----------|
| | Wholesale Prices | | Retail Prices | |
| | Price/kg | % Change | Price/kg | % Change |
| Wk 1 | 29.29 | 0.65 | 31.49 | 0.25 |
| Wk 2 | 29.33 | 0.14 | 31.46 | -0.10 |
| Wk 3 | 29.25 | -0.27 | 31.47 | 0.03 |
| Wk 4 | 29.13 | -0.41 | 31.42 | -0.16 |
| Mar 2009P | 29.28 | - | 31.46 | - |
| Mar 2008 | 23.61 | 24.02 | 25.26 | 24.54 |
| Feb 2009R | 28.73 | 1.91 | 31.00 | 1.48 |

| Month/Week | Corngrain, Yellow | | | | | |
|------------|-------------------|----------|------------------|----------|---------------|----------|
| | Farmgate Prices | | Wholesale Prices | | Retail Prices | |
| | Price/kg | % Change | Price/kg | % Change | Price/kg | % Change |
| Wk 1 | 13.05 | -3.90 | 15.69 | -3.45 | 22.07 | -0.59 |
| Wk 2 | 12.26 | -6.05 | 15.54 | -0.96 | 21.85 | -1.00 |
| Wk 3 | 11.97 | -2.37 | 15.13 | -2.64 | 21.27 | -2.65 |
| Wk 4 | 11.96 | -0.08 | 14.75 | -2.51 | 21.36 | 0.42 |
| Mar 2009P | 12.38 | - | 15.14 | - | 21.67 | - |
| Mar 2008 | 10.84 | 14.21 | 13.00 | 16.46 | 17.94 | 20.79 |
| Feb 2009R | 13.55 | -8.63 | 16.19 | -6.49 | 22.12 | -2.03 |

| Month/Week | Corngrain, White | | | | | |
|------------|------------------|----------|------------------|----------|---------------|----------|
| | Farmgate Prices | | Wholesale Prices | | Retail Prices | |
| | Price/kg | % Change | Price/kg | % Change | Price/kg | % Change |
| Wk 1 | 16.99 | 2.53 | 16.73 | -0.54 | 23.33 | 3.41 |
| Wk 2 | 16.92 | -0.41 | 16.69 | -0.24 | 23.33 | 0.00 |
| Wk 3 | 17.07 | 0.89 | 16.97 | 1.68 | 23.36 | 0.13 |
| Wk 4 | 16.93 | -0.82 | 17.26 | 1.71 | 23.37 | 0.04 |
| Mar 2009P | 16.66 | - | 16.91 | - | 23.35 | - |
| Mar 2008 | 11.55 | 44.24 | 12.63 | 33.89 | 15.59 | 49.78 |
| Feb 2009R | 16.06 | 3.74 | 16.67 | 1.44 | 22.49 | 3.82 |

Note: R-revised; P-preliminary

