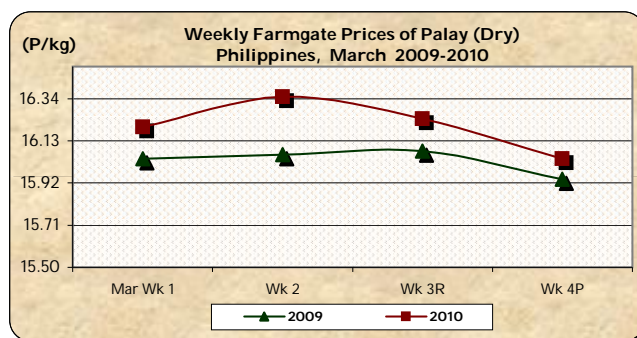


A. Farmgate Price of Palay

* Palay price decreased from the 3rd week until the end of the month at a faster rate.

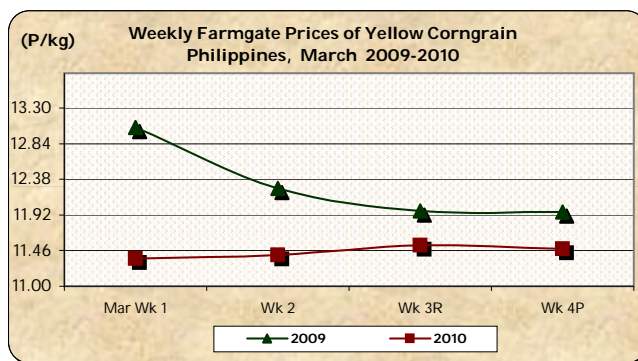
- The monthly average price of P16.19/kg rose by 2.66% from last month's P15.77/kg and by 1.00% relative to last year's P16.03/kg.



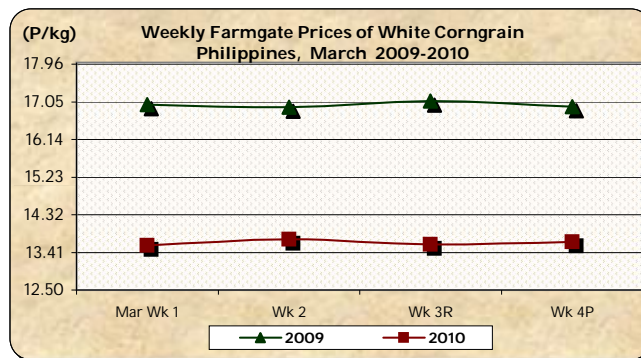
B. Farmgate Prices of Corngrain, Yellow and White

* Yellow corngrain posted price gains on the 2nd and 3rd weeks. White corngrain recorded price cuts on the 3rd week.

- The average price of yellow corngrain at P11.41/kg was 5.45% higher than last month's price but was 7.84% lower than the 2009 level.



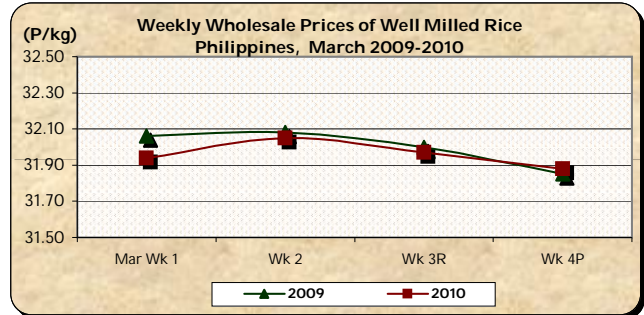
- The average price of white corngrain at P13.71/kg was 1.86% above last month's level but was 17.71% below last year's report.



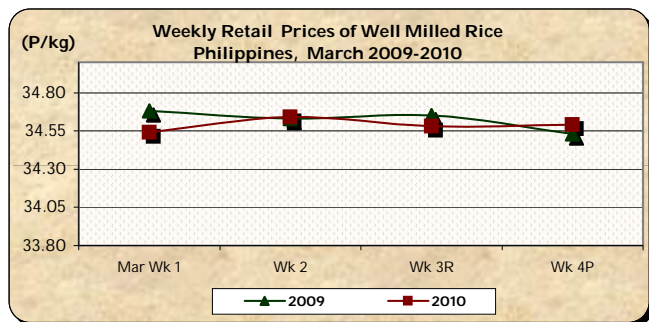
C. Wholesale and Retail Prices of Well Milled Rice (WMR)

* Prices at wholesale decreased for the last two weeks while prices at retail dropped on the 1st and 3rd weeks of the month.

■ The average wholesale prices of P31.99/kg gained by 0.82% from last month's price although it was 0.03% lower than last year's level.



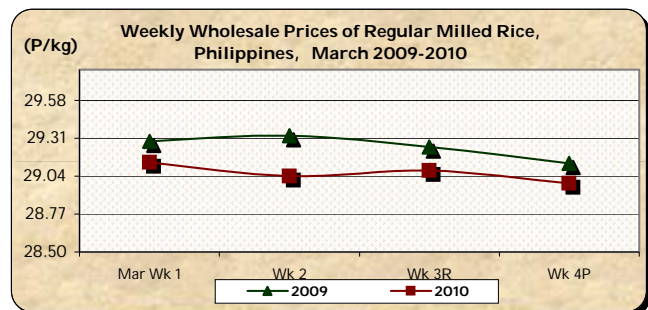
■ The average retail price of P34.59/kg was up by 0.38% from last month's price but it was down by 0.09% from March 2009 record.



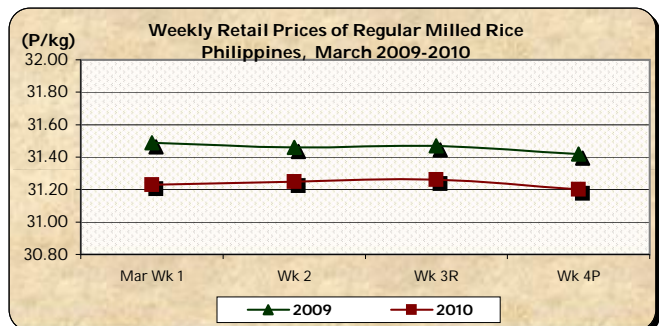
D. Wholesale and Retail Prices of Regular Milled Rice (RMR)

* Wholesale prices fluctuated while retail prices were down at the start and end of the month.

■ The average wholesale price of P28.97/kg was 0.28% above last month's price but was 1.06% below 2009 level.



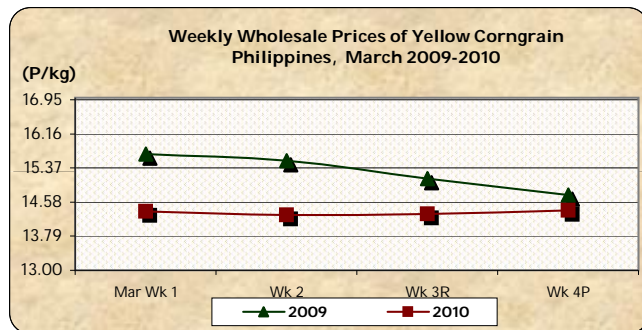
■ The average retail price of P31.18/kg was 0.35% higher than last month's price but it was 0.89% lower than last year's price.



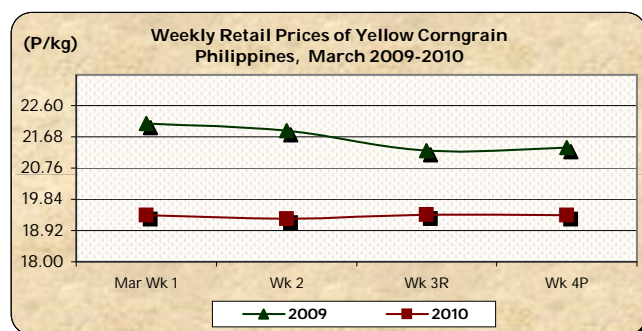
E. Wholesale and Retail Prices of Corngrain, Yellow

* Price increments were registered on the 1st two weeks at wholesale and on the 3rd week at retail.

- At wholesale, the average price of P14.33/kg rose by 1.42% from last month's price but indicated a 5.35% drop relative to last year's level.



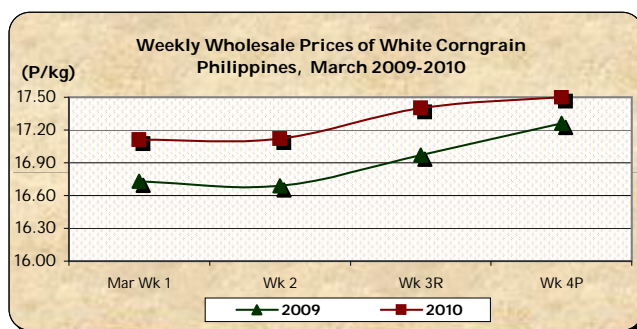
- At retail, the average price of P19.33/kg was lower by 3.25% and 10.80% compared to last month's and last year's prices, respectively.



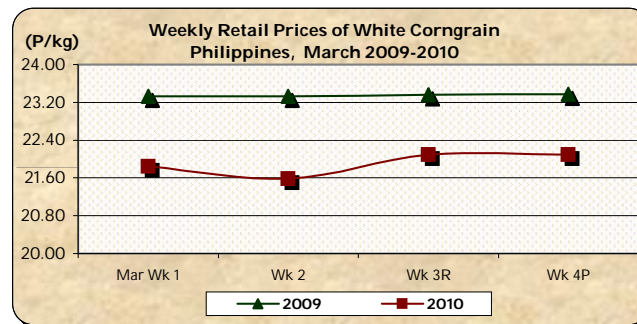
F. Wholesale and Retail Prices of Corngrain, White

* Wholesale prices were on uptrend from the onset up to the end of the month. Retail prices recovered from the 2nd week's reduction and remained stable at the close of the month.

- The average wholesale price of P17.28/kg registered mark-ups of 2.55% and 2.19% from prices of last month and last year, respectively.



- The average retail price of P21.96/kg dropped by 3.39% from prices of last month and by 5.95% from last year's report.



Annex 1

Comparative Farmgate, Wholesale and Retail Prices of Palay, Rice and Corn, Philippines for the month of March 2010

Month/Week	Palay, dry		Well Milled Rice (WMR)			
	Farmgate Prices		Wholesale Prices		Retail Prices	
	Price/kg	% Change	Price/kg	% Change	Price/kg	% Change
Wk 1	16.20	0.75	31.94	0.16	34.54	-0.17
Wk 2	16.35	0.93	32.05	0.34	34.64	0.29
Wk 3R	16.24	-0.67	31.97	-0.25	34.58	-0.17
Wk 4P	16.09	-0.92	31.88	-0.28	34.59	0.03
Mar 2010P	16.19	-	31.99	-	34.59	-
Mar 2009	16.03	1.00	32.00	-0.03	34.62	-0.09
Feb 2010	15.77	2.66	31.73	0.82	34.46	0.38

Month/Week	Regular Milled Rice (RMR)			
	Wholesale Prices		Retail Prices	
	Price/kg	% Change	Price/kg	% Change
Wk 1	29.14	0.45	31.23	-0.06
Wk 2	29.04	-0.34	31.25	0.06
Wk 3R	29.08	0.14	31.26	0.03
Wk 4P	28.99	-0.31	31.20	-0.19
Mar 2010P	28.97	-	31.18	-
Mar 2009	29.28	-1.06	31.46	-0.89
Feb 2010	28.89	0.28	31.07	0.35

Month/Week	Corngrain, Yellow					
	Farmgate Prices		Wholesale Prices		Retail Prices	
	Price/kg	% Change	Price/kg	% Change	Price/kg	% Change
Wk 1	11.36	-0.09	14.36	-0.42	19.37	-3.97
Wk 2	11.40	0.35	14.28	-0.56	19.26	-0.57
Wk 3R	11.53	1.14	14.30	0.14	19.39	0.67
Wk 4P	11.48	-0.43	14.39	0.63	19.37	-0.10
Mar 2010P	11.41	-	14.33	-	19.33	-
Mar 2009	12.38	-7.84	15.14	-5.35	21.67	-10.80
Feb 2010	10.82	5.45	14.13	1.42	19.98	-3.25

Month/Week	Corngrain, White					
	Farmgate Prices		Wholesale Prices		Retail Prices	
	Price/kg	% Change	Price/kg	% Change	Price/kg	% Change
Wk 1	13.58	2.34	17.11	0.94	21.84	1.87
Wk 2	13.73	1.10	17.12	0.06	21.58	-1.19
Wk 3R	13.60	-0.95	17.40	1.64	22.09	2.36
Wk 4P	13.67	0.51	17.50	0.57	22.09	0.00
Mar 2010P	13.71	-	17.28	-	21.96	-
Mar 2009	16.66	-17.71	16.91	2.19	23.35	-5.95
Feb 2010	13.46	1.86	16.85	2.55	22.73	-3.39

Note: R-revised; P-preliminary

