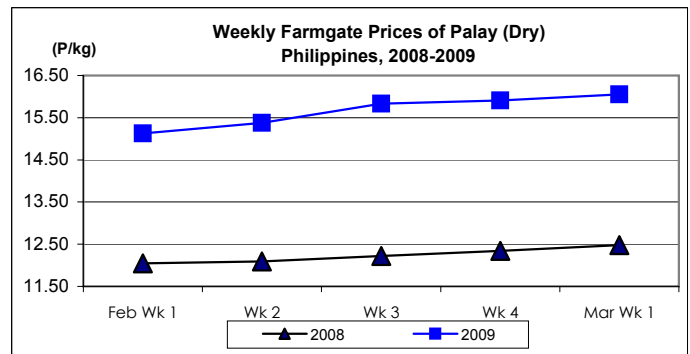


A. Farmgate Price of Palay

* Farmgate price posted an increase over last week's price.

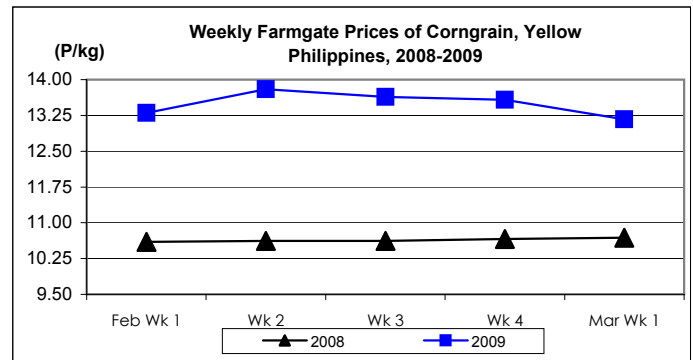
- Average price at P16.05/kg rose by 0.88% from last week's and 28.61% from last year's quotations.



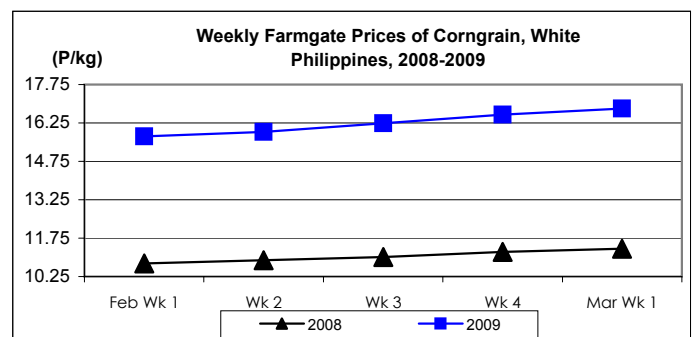
B. Farmgate Prices of Corngrain, Yellow and White

* Price of corngrain yellow sustained a downward movement while that of corngrain white continued its uptrend.

- Yellow corngrain price at P13.17/kg decreased by 3.02% from last week's record but increased by 23.20% from last year's price.



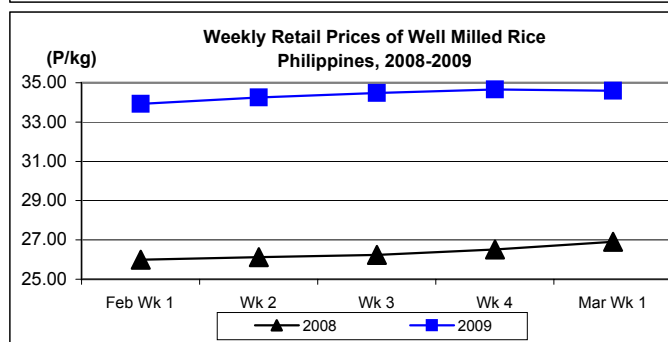
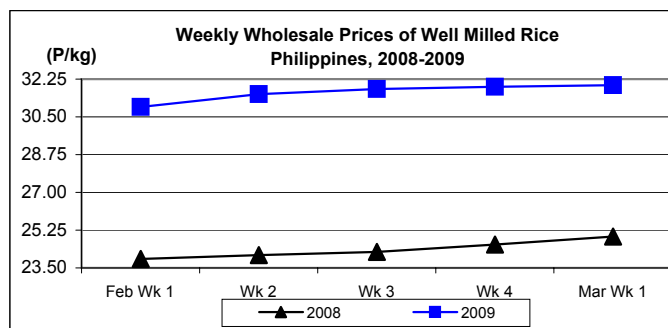
- White corngrain price which averaged P16.81/kg was higher by 1.45% than the previous week's price and by 48.24% than last year's report.



C. Wholesale and Retail Prices of Well Milled Rice (WMR)

* Wholesale price sustained moderate increases but retail price went down this week.

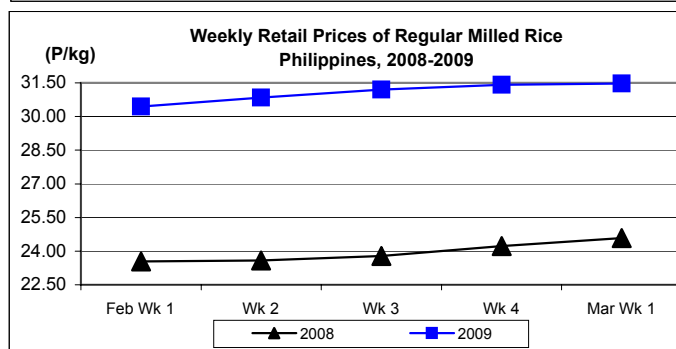
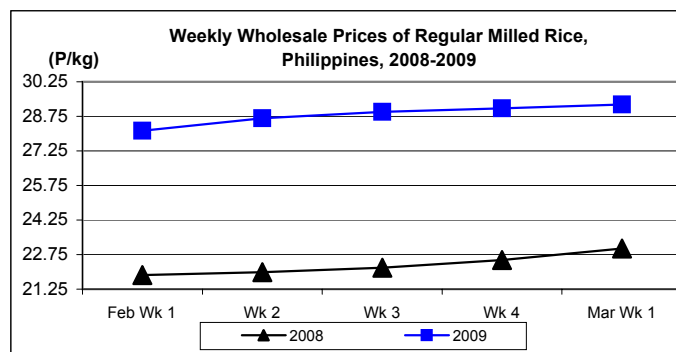
- At an average of P31.97/kg., wholesale price posted **mark-ups** of 0.22% and 28.08% from last week's and last year's record, respectively.
- Retail price, which closed at P34.60/kg, was **down** by 0.14% from the previous week's level but it was still up by 28.58% relative to 2008 record.



D. Wholesale and Retail Prices of Regular Milled Rice (RMR)

* Wholesale and retail prices were both on the uptrend.

- Wholesale price at P29.26/kg recorded **increments** of 0.55% and 27.16% from last week's P29.10/kg and last year's P23.01/kg, respectively.
- Retail price which averaged P31.47/kg registered **increase** of 0.19% from last week's price and 28.03% compared to last year's quotation.

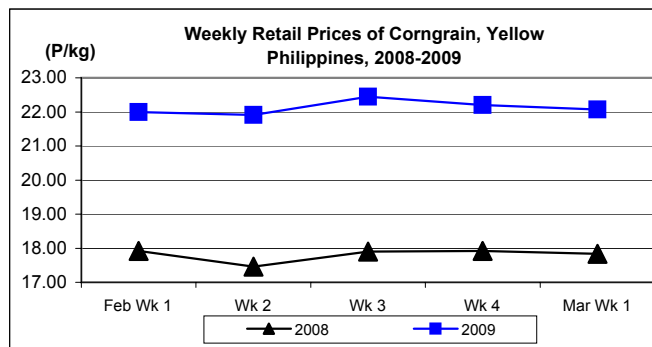
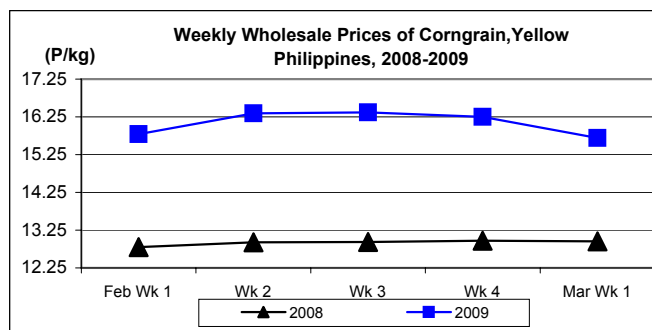


E. Wholesale and Retail Prices of Corngrain, Yellow

* **Price cuts were recorded for two consecutive weeks, at rates faster for wholesale but slower for retail.**

■ Wholesale price, quoted at P15.69/kg was **down** by 3.45% from the price last week but was **higher** by 21.16% compared to last year's level.

■ Retail price at P22.07/kg was **lower** by 0.59% from last week's report but was 23.71% **higher** than last year's quotation.

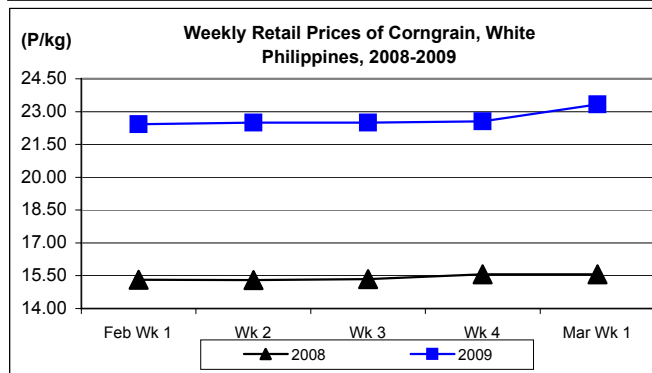
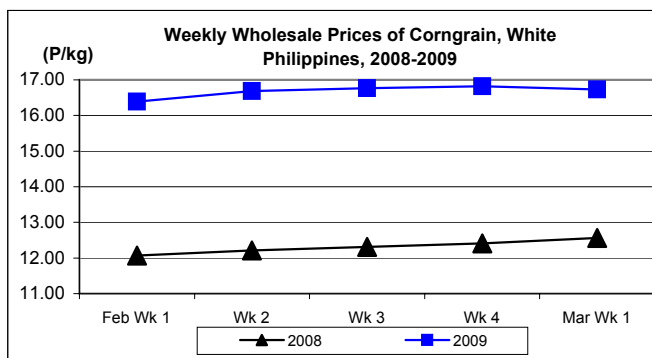


F. Wholesale and Retail Prices of Corngrain, White

* **Wholesale prices weakened this week while retail prices sustained the upward movement.**

■ Wholesale price at P16.73/kg indicated **cuts** of 0.54% from last week's price but **gains** of 33.20% from last year's record.

■ Retail price, which closed at P23.33/kg was **up** by 3.41% from last week's price and by 49.84% relative to last year's report.



Annex 1

Comparative Weekly Farmgate, Wholesale and Retail Prices of Palay, Rice and Corn, Philippines

Month/Week	Palay (Dry)				Well Milled Rice (WMR)							
	Farmgate Prices				Wholesale Prices				Retail Prices			
	2008	2009	% Change		2008	2009	% Change		2008	2009	% Change	
(1)	(2)	(3)	(3)/(2)	(weekly)	(6)	(7)	(7)/(6)	(weekly)	(10)	(11)	(11)/(10)	(weekly)
Feb Wk 1	12.05	15.13	25.56	2.23	23.92	30.96	29.43	2.25	25.99	33.93	30.55	1.50
Wk 2	12.09	15.38	27.21	1.65	24.10	31.55	30.91	1.91	26.13	34.25	31.08	0.94
Wk 3	12.22	15.83	29.54	2.93	24.24	31.79	31.15	0.76	26.23	34.48	31.45	0.67
Wk 4R	12.34	15.91	28.93	0.51	24.59	31.90	29.73	0.35	26.51	34.65	30.71	0.49
Mar Wk 1P	12.48	16.05	28.61	0.88	24.96	31.97	28.08	0.22	26.91	34.60	28.58	-0.14

Month/Week	Regular Milled Rice (RMR)							
	Wholesale Prices				Retail Prices			
	2008	2009	% Change		2008	2009	% Change	
(1)	(2)	(3)	(3)/(2)	(weekly)	(6)	(7)	(7)/(6)	(weekly)
Feb Wk 1	21.86	28.13	28.68	3.57	23.54	30.44	29.31	2.15
Wk 2	21.98	28.67	30.44	1.92	23.58	30.84	30.79	1.31
Wk 3	22.18	28.94	30.48	0.94	23.79	31.20	31.15	1.17
Wk 4R	22.52	29.10	29.22	0.55	24.23	31.41	29.63	0.67
Mar Wk 1P	23.01	29.26	27.16	0.55	24.58	31.47	28.03	0.19

Month/Week	Corngrain, Yellow											
	Farmgate Prices				Wholesale Prices				Retail Prices			
	2008	2009	% Change		2008	2009	% Change		2008	2009	% Change	
(1)	(2)	(3)	(3)/(2)	(weekly)	(6)	(7)	(7)/(6)	(weekly)	(10)	(11)	(11)/(10)	(weekly)
Feb Wk 1	10.60	13.30	25.47	-1.41	12.80	15.79	23.36	-1.50	17.92	22.00	22.77	4.17
Wk 2	10.62	13.80	29.94	3.76	12.93	16.34	26.37	3.48	17.46	21.91	25.49	-0.41
Wk 3	10.62	13.64	28.44	-1.16	12.94	16.37	26.51	0.18	17.90	22.45	25.42	2.46
Wk 4R	10.66	13.58	27.39	-0.44	12.97	16.25	25.29	-0.73	17.92	22.20	23.88	-1.11
Mar Wk 1P	10.69	13.17	23.20	-3.02	12.95	15.69	21.16	-3.45	17.84	22.07	23.71	-0.59

Month/Week	Corngrain, White											
	Farmgate Prices				Wholesale Prices				Retail Prices			
	2008	2009	% Change		2008	2009	% Change		2008	2009	% Change	
(1)	(2)	(3)	(3)/(2)	(weekly)	(6)	(7)	(7)/(6)	(weekly)	(10)	(11)	(11)/(10)	(weekly)
Feb Wk 1	10.76	15.72	46.10	3.29	12.07	16.39	35.79	2.18	15.31	22.42	46.44	0.54
Wk 2	10.89	15.90	46.01	1.15	12.21	16.69	36.69	1.83	15.30	22.50	47.06	0.36
Wk 3	11.01	16.24	47.50	2.14	12.31	16.77	36.23	0.48	15.34	22.50	46.68	0.00
Wk 4R	11.21	16.57	47.81	2.03	12.41	16.82	35.54	0.30	15.57	22.56	44.89	0.27
Mar Wk 1P	11.34	16.81	48.24	1.45	12.56	16.73	33.20	-0.54	15.57	23.33	49.84	3.41

Note: R-revised; P-preliminary

