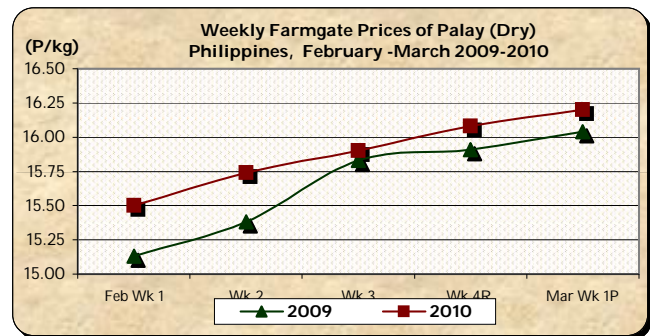


A. Farmgate Price of Palay

* **Palay price sustained uptrend.**

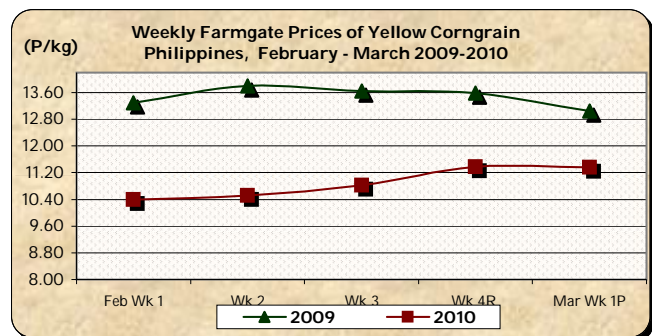
- The average price of P16.20/kg was **higher** than last week's and last year's prices by 0.75% and 1.00%, respectively.



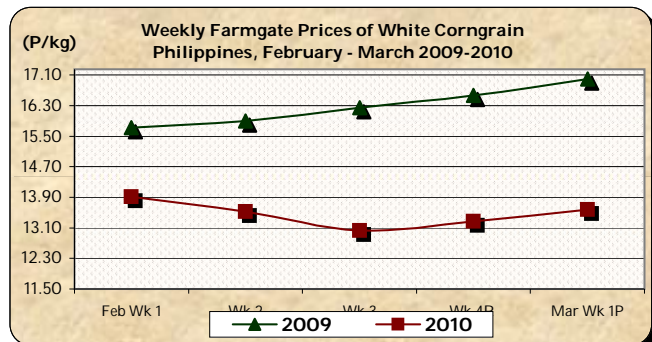
B. Farmgate Prices of Corngrain, Yellow and White

* **Price of yellow corngrain slightly dropped but that of white corngrain further increased at a rate faster than last week's movement.**

- Yellow corngrain price at P11.36/kg was **down** by 0.09% from last week's P11.37/kg and by 12.95% relative to last year's P13.05/kg.



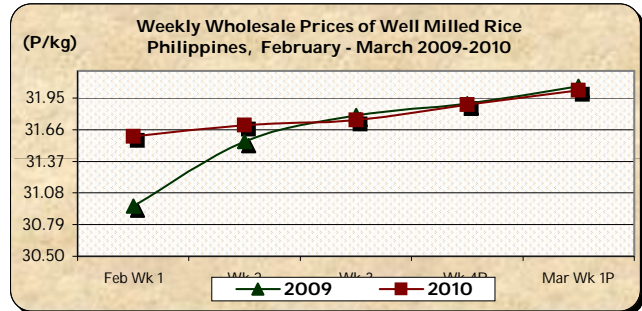
- White corngrain price at P13.58/kg was 2.34% **above** last week's quotation but was 20.07% **below** 2009 level.



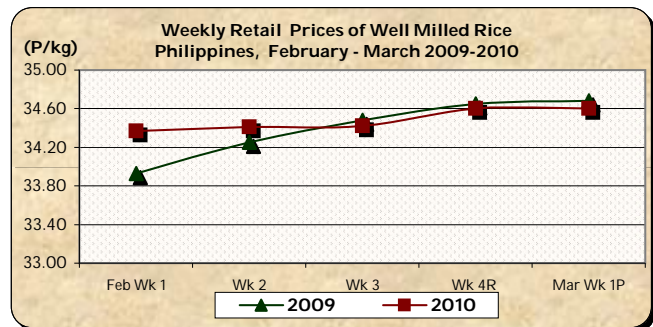
C. Wholesale and Retail Prices of Well Milled Rice (WMR)

* At wholesale, price continued to increase while at retail, price remained at last week's level.

■ The average wholesale price of P32.02/kg **rose** by 0.41% from last week's report but **fell** by 0.12% relative to last year's record.



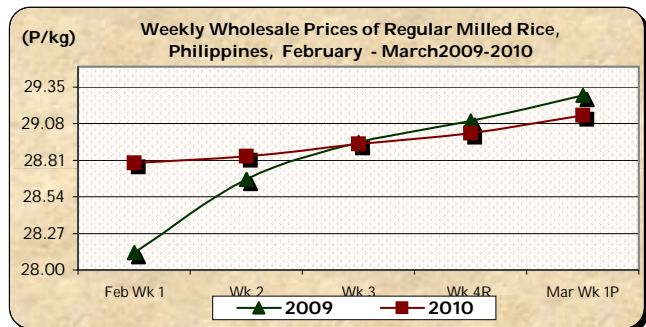
■ The average retail price **remained** at last week's level of P34.60/kg. Compared to 2009 quotation, this was 0.23% **lower**.



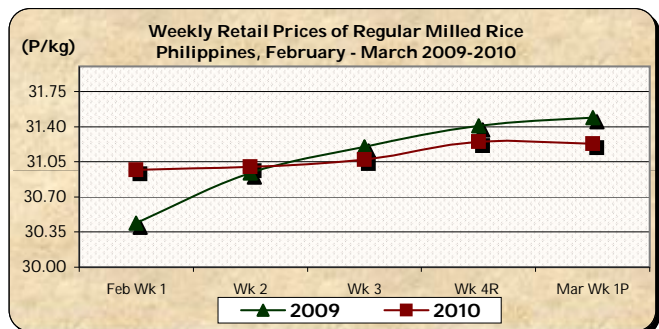
D. Wholesale and Retail Prices of Regular Milled Rice (RMR)

* Wholesale price sustained upward movement while retail price moved down after a continuous uptrend.

■ The average wholesale price of P29.14/kg **increased** by 0.45% from last week's price but **decreased** by 0.51% from last year's level.



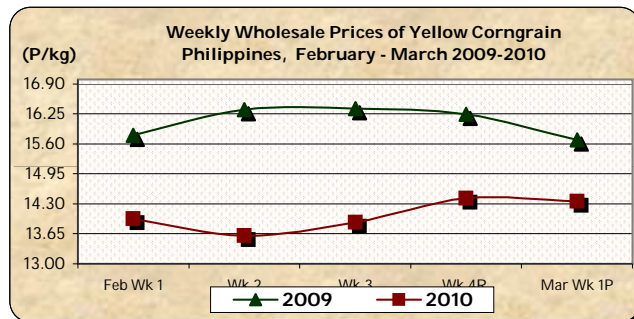
■ The average retail price of P31.23/kg **declined** by 0.06% and 0.83% relative to prices of last week and last year, respectively.



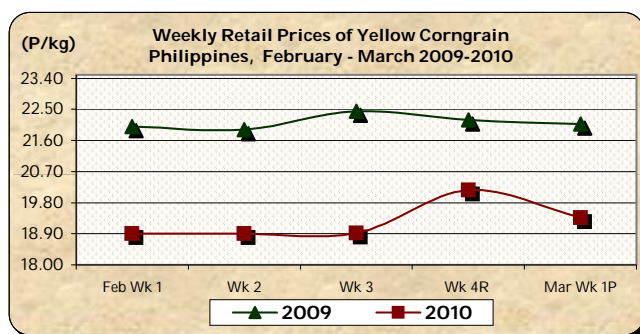
E. Wholesale and Retail Prices of Corngrain, Yellow

* Both wholesale and retail prices registered decreases.

■ At wholesale, the average price of P14.36/kg **dropped** by 0.42% from last week's P14.42/kg and by 8.48% relative to last year's P15.69/kg.



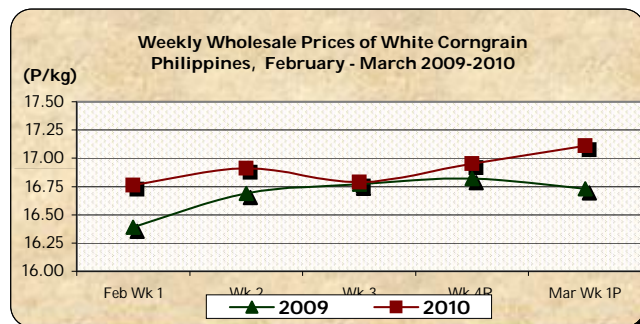
■ At retail, the average price of P19.37/kg **slid** by 3.97 and 12.23% from last week's and last year's prices, respectively.



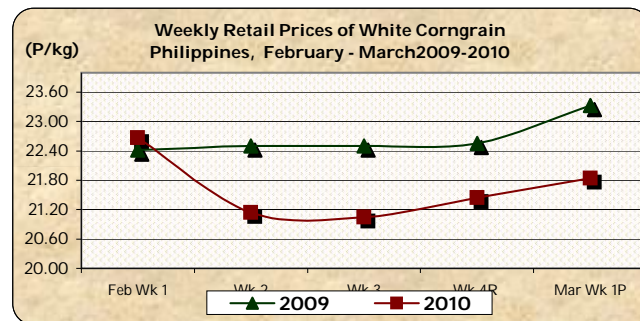
F. Wholesale and Retail Prices of Corngrain, White

* Prices at both wholesale and retail levels posted increases.

■ The average wholesale price of P17.11/kg registered **mark-ups** of 0.94% from last week's price and 2.27% from 2009 level.



■ The average retail price of P21.84/kg indicated a 1.87% **increment** from last week's price but reflected a 6.39% **decrement** from last year's report.



Annex 1

Comparative Weekly Farmgate, Wholesale and Retail Prices of Palay, Rice and Corn, Philippines

Month/Week	Palay (Dry)				Well Milled Rice (WMR)							
	Farmgate Prices				Wholesale Prices				Retail Prices			
	2009	2010	% Change		2009	2010	% Change		2009	2010	% Change	
(1)	(2)	(3)	(3)/(2)	(weekly)	(6)	(7)	(7)/(6)	(weekly)	(10)	(11)	(11)/(10)	(weekly)
Feb Wk 1	15.13	15.50	2.45	0.52	30.96	31.60	2.07	0.10	33.93	34.37	1.30	0.12
Wk 2	15.38	15.74	2.34	1.55	31.55	31.70	0.48	0.32	34.25	34.41	0.47	0.12
Wk 3	15.83	15.90	0.44	1.02	31.79	31.75	-0.13	0.16	34.48	34.42	-0.17	0.03
Wk 4R	15.91	16.08	1.07	1.13	31.90	31.89	-0.03	0.44	34.65	34.60	-0.14	0.52
Mar Wk 1P	16.04	16.20	1.00	0.75	32.06	32.02	-0.12	0.41	34.68	34.60	-0.23	0.00

Month/Week	Regular Milled Rice (RMR)							
	Wholesale Prices				Retail Prices			
	2009	2010	% Change		2009	2010	% Change	
(1)	(2)	(3)	(3)/(2)	(weekly)	(6)	(7)	(7)/(6)	(weekly)
Feb Wk 1	28.13	28.79	2.35	0.35	30.44	30.97	1.74	0.23
Wk 2	28.67	28.84	0.59	0.17	30.94	31.00	0.19	0.10
Wk 3	28.94	28.93	-0.03	0.31	31.20	31.07	-0.42	0.23
Wk 4R	29.10	29.01	-0.31	0.28	31.41	31.25	-0.51	0.58
Mar Wk 1P	29.29	29.14	-0.51	0.45	31.49	31.23	-0.83	-0.06

Month/Week	Corngrain, Yellow											
	Farmgate Prices				Wholesale Prices				Retail Prices			
	2009	2010	% Change		2009	2010	% Change		2009	2010	% Change	
(1)	(2)	(3)	(3)/(2)	(weekly)	(6)	(7)	(7)/(6)	(weekly)	(10)	(11)	(11)/(10)	(weekly)
Feb Wk 1	13.30	10.39	-21.88	0.78	15.79	13.98	-11.46	3.63	22.00	18.90	-14.09	0.37
Wk 2	13.80	10.52	-23.77	1.25	16.34	13.61	-16.71	-2.65	21.91	18.90	-13.74	0.00
Wk 3	13.64	10.83	-20.60	2.95	16.37	13.90	-15.09	2.13	22.45	18.92	-15.72	0.11
Wk 4R	13.58	11.37	-16.27	4.99	16.25	14.42	-11.26	3.74	22.20	20.17	-9.14	6.61
Mar Wk 1P	13.05	11.36	-12.95	-0.09	15.69	14.36	-8.48	-0.42	22.07	19.37	-12.23	-3.97

Month/Week	Corngrain, White											
	Farmgate Prices				Wholesale Prices				Retail Prices			
	2009	2010	% Change		2009	2010	% Change		2009	2010	% Change	
(1)	(2)	(3)	(3)/(2)	(weekly)	(6)	(7)	(7)/(6)	(weekly)	(10)	(11)	(11)/(10)	(weekly)
Feb Wk 1	15.72	13.91	-11.51	-0.64	16.39	16.76	2.26	-1.93	22.42	22.67	1.12	0.22
Wk 2	15.90	13.52	-14.97	-2.80	16.69	16.91	1.32	0.89	22.50	21.14	-6.04	-6.75
Wk 3	16.24	13.03	-19.77	-3.62	16.77	16.79	0.12	-0.71	22.50	21.05	-6.44	-0.43
Wk 4R	16.57	13.27	-19.92	1.84	16.82	16.95	0.77	0.95	22.56	21.44	-4.96	1.85
Mar Wk 1P	16.99	13.58	-20.07	2.34	16.73	17.11	2.27	0.94	23.33	21.84	-6.39	1.87

Note: R-revised; P-preliminary

