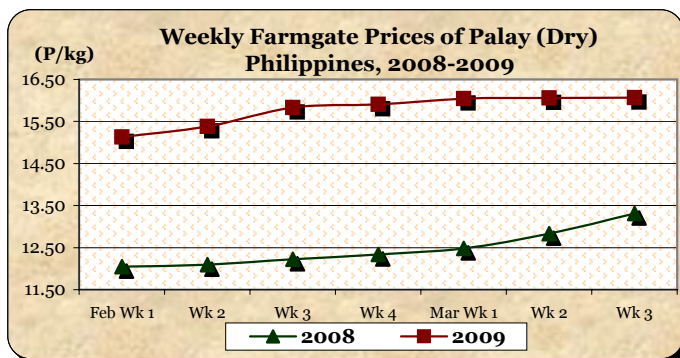


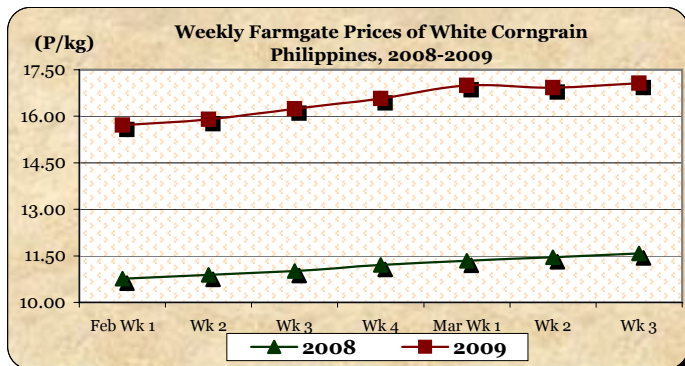
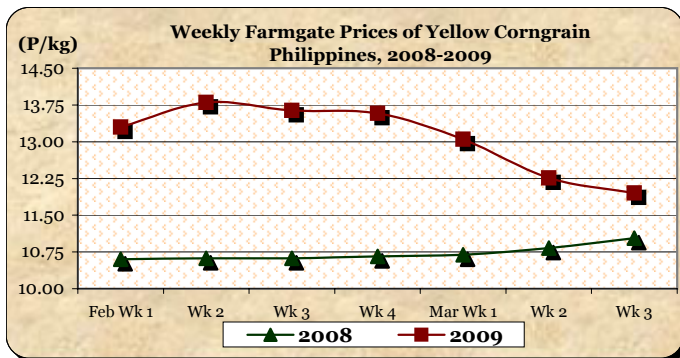
**A. Farmgate Price of Palay**

- \* A slight increase in farmgate price was noted.
- Average price at P16.07/kg inched up by 0.06% from last week's P16.06/kg. Compared to last year's record, this was 20.74% higher.



**B. Farmgate Prices of Corngrain, Yellow and White**

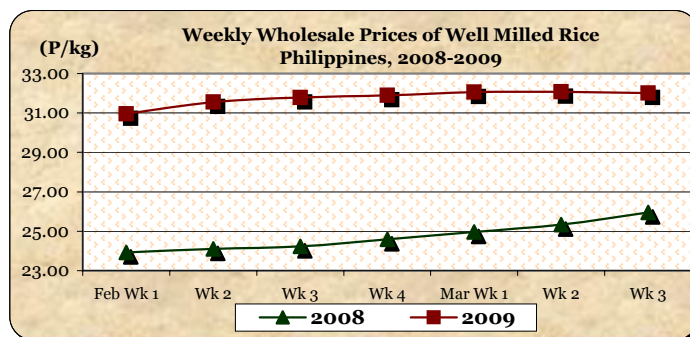
- \* Price of yellow corngrain sustained a downtrend but that of white corngrain recovered from last week's weakening.
- Yellow corngrain price at P11.95/kg **decreased** by 2.53% from last week's quotation but **increased** by 8.34% from last year's level.
- White corngrain price at P17.07/kg **rose** by 0.89% and 47.41% from prices of last week and last year, respectively.



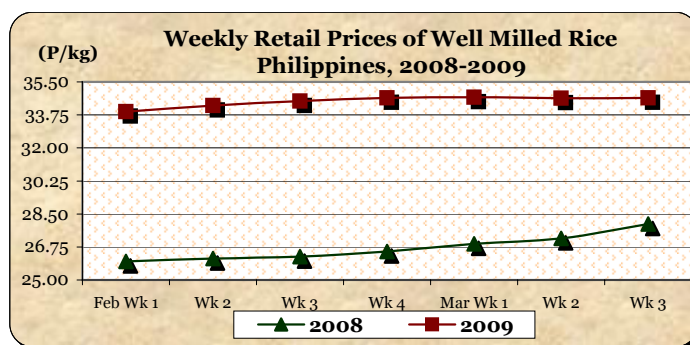
**C. Wholesale and Retail Prices of Well Milled Rice (WMR)**

\* A price decrement was recorded at wholesale level but a price increment was registered at retail level.

- At wholesale, average price at P32.01/kg was 0.22% **below** last week's price but 23.31% **above** 2008 record.



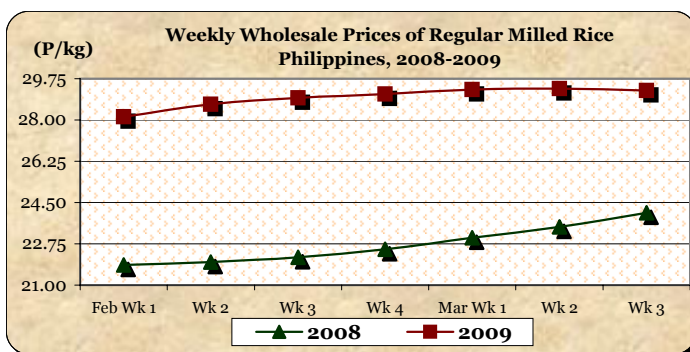
- At retail, average price at P34.66/kg was **up** by 0.09% from last week's level and by 23.92% relative to last year's report.



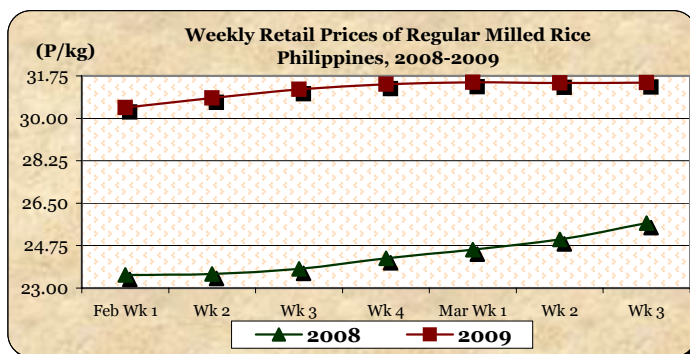
**D. Wholesale and Retail Prices of Regular Milled Rice (RMR)**

\* Wholesale price declined after several weeks of increases while retail price inched up after a drop last week.

- Average wholesale price at P29.25/kg recorded a 0.27% **reduction** from last week's level but posted a 21.52% **gain** over last year's price.



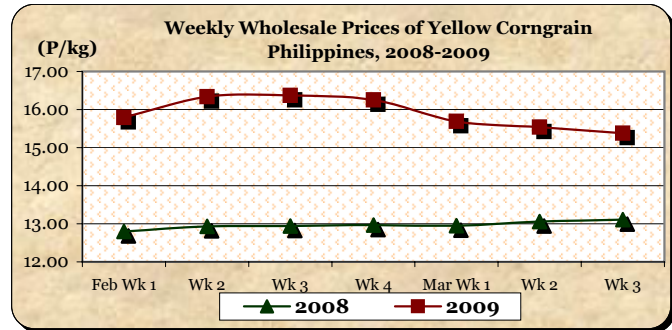
- Average retail price at P31.47/kg **went up** by 0.03% from last week's P31.46/kg and by 22.55% relative to last year's P25.68/kg.



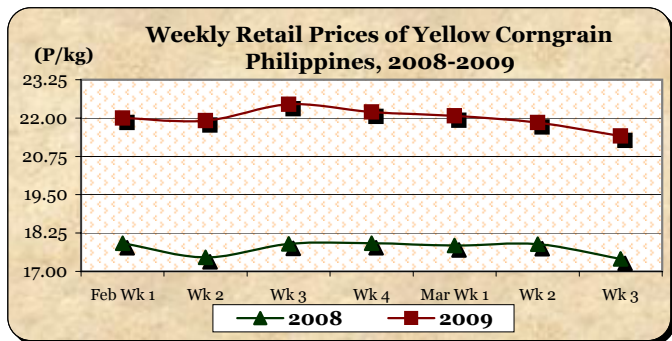
**E. Wholesale and Retail Prices of Corngrain, Yellow**

\* Price cuts were sustained at both wholesale and retail levels.

- Wholesale price which closed at P15.38/kg fell by 1.03% from last week's report but rose by 17.32% compared to last year's level.



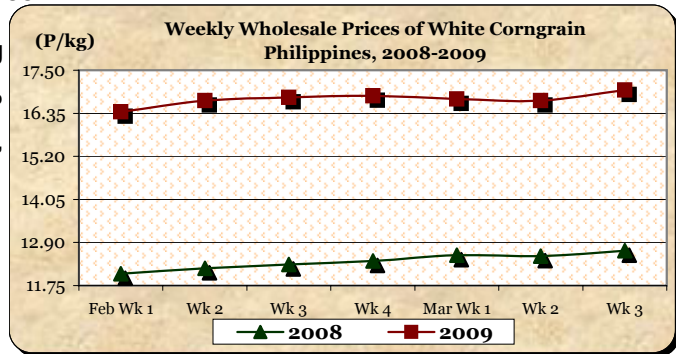
- Retail price which was quoted at P21.41/kg was 2.01% lower than last week's price but was 22.98% higher than last year's record.



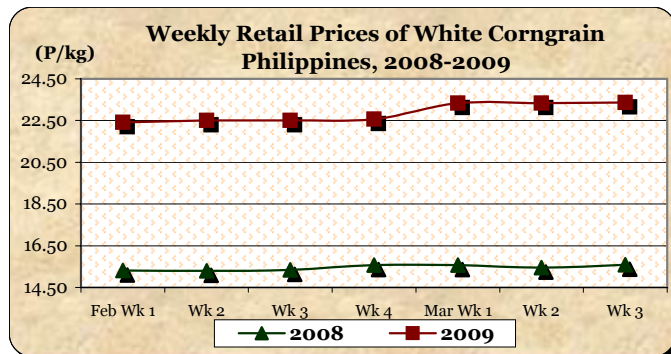
**F. Wholesale and Retail Prices of Corngrain, White**

\* Wholesale price recovered from two successive decreases while retail price resumed its upward movement after being stable last week.

- Average wholesale price at P16.97/kg reflected mark-ups of 1.68% and 33.83% from prices of last week and last year, respectively.



- Average retail price at P23.36/kg scaled up by 0.13% from last week's level and by 49.84% relative to 2008 quotation.



**Annex 1**

**Comparative Weekly Farmgate, Wholesale and Retail Prices of Palay, Rice and Corn, Philippines**

Month/Week	Palay (Dry)				Well Milled Rice (WMR)							
	Farmgate Prices				Wholesale Prices				Retail Prices			
	2008	2009	% Change		2008	2009	% Change		2008	2009	% Change	
(1)	(2)	(3)	(3)/(2)	(weekly)	(6)	(7)	(7)/(6)	(weekly)	(10)	(11)	(11)/(10)	(weekly)
Feb Wk 1	12.05	15.13	25.56	2.23	23.92	30.96	29.43	2.25	25.99	33.93	30.55	1.50
Wk 2	12.09	15.38	27.21	1.65	24.10	31.55	30.91	1.91	26.13	34.25	31.08	0.94
Wk 3	12.22	15.83	29.54	2.93	24.24	31.79	31.15	0.76	26.23	34.48	31.45	0.67
Wk 4	12.34	15.91	28.93	0.51	24.59	31.90	29.73	0.35	26.51	34.65	30.71	0.49
Mar Wk 1	12.48	16.04	28.53	0.82	24.96	32.06	28.45	0.50	26.91	34.68	28.87	0.09
Wk 2R	12.83	16.06	25.18	0.12	25.33	32.08	26.65	0.06	27.20	34.63	27.32	-0.14
Wk 3P	13.31	16.07	20.74	0.06	25.96	32.01	23.31	-0.22	27.97	34.66	23.92	0.09

Month/Week	Regular Milled Rice (RMR)							
	Wholesale Prices				Retail Prices			
	2008	2009	% Change		2008	2009	% Change	
(1)	(2)	(3)	(3)/(2)	(weekly)	(6)	(7)	(7)/(6)	(weekly)
Feb Wk 1	21.86	28.13	28.68	3.57	23.54	30.44	29.31	2.15
Wk 2	21.98	28.67	30.44	1.92	23.58	30.84	30.79	1.31
Wk 3	22.18	28.94	30.48	0.94	23.79	31.20	31.15	1.17
Wk 4	22.52	29.10	29.22	0.55	24.23	31.41	29.63	0.67
Mar Wk 1	23.01	29.29	27.29	0.65	24.58	31.49	28.11	0.25
Wk 2R	23.47	29.33	24.97	0.14	25.00	31.46	25.84	-0.10
Wk 3P	24.07	29.25	21.52	-0.27	25.68	31.47	22.55	0.03

Month/Week	Corngrain, Yellow											
	Farmgate Prices				Wholesale Prices				Retail Prices			
	2008	2009	% Change		2008	2009	% Change		2008	2009	% Change	
(1)	(2)	(3)	(3)/(2)	(weekly)	(6)	(7)	(7)/(6)	(weekly)	(10)	(11)	(11)/(10)	(weekly)
Feb Wk 1	10.60	13.30	25.47	-1.41	12.80	15.79	23.36	-1.50	17.92	22.00	22.77	4.17
Wk 2	10.62	13.80	29.94	3.76	12.93	16.34	26.37	3.48	17.46	21.91	25.49	-0.41
Wk 3	10.62	13.64	28.44	-1.16	12.94	16.37	26.51	0.18	17.90	22.45	25.42	2.46
Wk 4	10.66	13.58	27.39	-0.44	12.97	16.25	25.29	-0.73	17.92	22.20	23.88	-1.11
Mar Wk 1	10.69	13.05	22.08	-3.90	12.95	15.69	21.16	-3.45	17.84	22.07	23.71	-0.59
Wk 2R	10.83	12.26	13.20	-6.05	13.06	15.54	18.99	-0.96	17.89	21.85	22.14	-1.00
Wk 3P	11.03	11.95	8.34	-2.53	13.11	15.38	17.32	-1.03	17.41	21.41	22.98	-2.01

Month/Week	Corngrain, White											
	Farmgate Prices				Wholesale Prices				Retail Prices			
	2008	2009	% Change		2008	2009	% Change		2008	2009	% Change	
(1)	(2)	(3)	(3)/(2)	(weekly)	(6)	(7)	(7)/(6)	(weekly)	(10)	(11)	(11)/(10)	(weekly)
Feb Wk 1	10.76	15.72	46.10	3.29	12.07	16.39	35.79	2.18	15.31	22.42	46.44	0.54
Wk 2	10.89	15.90	46.01	1.15	12.21	16.69	36.69	1.83	15.30	22.50	47.06	0.36
Wk 3	11.01	16.24	47.50	2.14	12.31	16.77	36.23	0.48	15.34	22.50	46.68	0.00
Wk 4	11.21	16.57	47.81	2.03	12.41	16.82	35.54	0.30	15.57	22.56	44.89	0.27
Mar Wk 1	11.34	16.99	49.82	2.53	12.56	16.73	33.20	-0.54	15.57	23.33	49.84	3.41
Wk 2R	11.45	16.92	47.77	-0.41	12.54	16.69	33.09	-0.24	15.45	23.33	51.00	0.00
Wk 3P	11.58	17.07	47.41	0.89	12.68	16.97	33.83	1.68	15.59	23.36	49.84	0.13

Note: R-revised; P-preliminary

