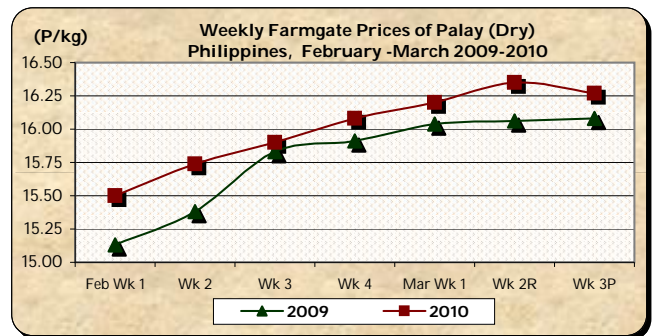


A. Farmgate Price of Palay

* Palay price dropped after a series of increases.

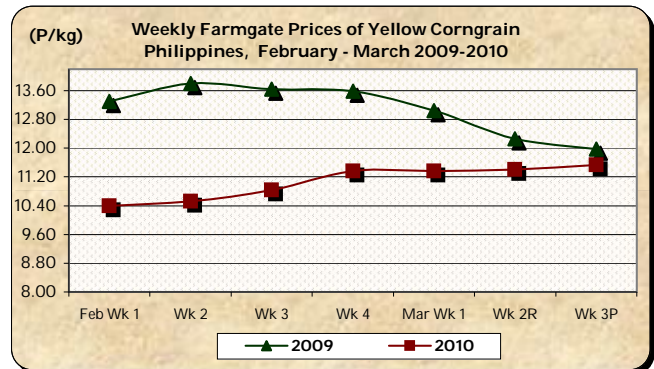
- The average price of P16.27/kg was **lower** by 0.49% from last week's price but was **higher** by 1.18% relative to last year's level.



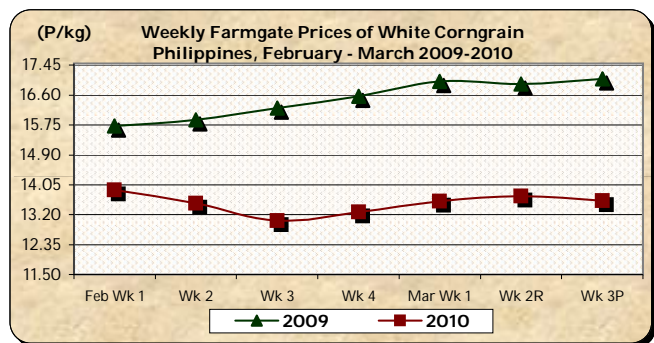
B. Farmgate Prices of Corngrain, Yellow and White

* Yellow corngrain posted a price increment but white corngrain recorded a price decrement.

- Yellow corngrain price at P11.53/kg was **up** by 1.14% from last week's quotation but was **down** by 3.68% compared to 2009 report.



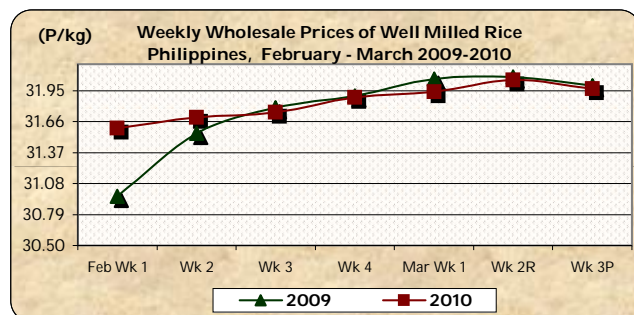
- White corngrain price at P13.60/kg **dropped** by 0.95% and 20.33% relative to prices of last week and last year, respectively.



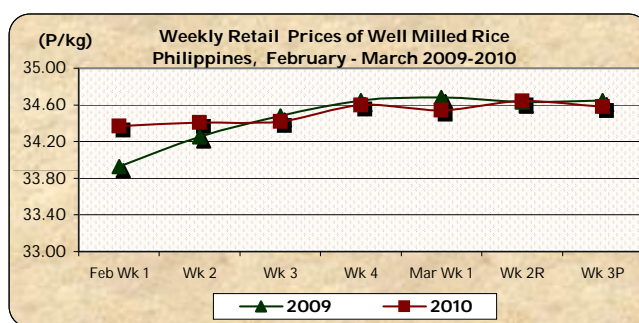
C. Wholesale and Retail Prices of Well Milled Rice (WMR)

* Prices at both wholesale and retail levels registered cuts.

■ The average wholesale price of P31.97/kg **slid** by 0.25% from last week's P32.05/kg and by 0.09% compared to last year's P32.00/kg.



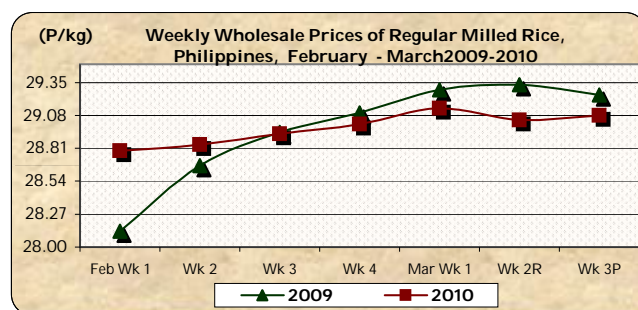
■ The average retail price of P34.58/kg **softened** by 0.17% and 0.20% from prices of last week and last year, respectively.



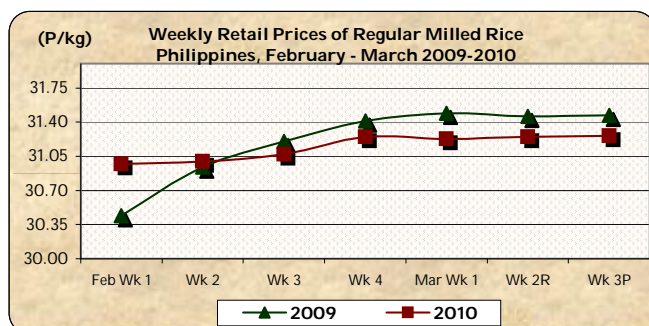
D. Wholesale and Retail Prices of Regular Milled Rice (RMR)

* Both wholesale and retail prices indicated mark-ups.

■ The average wholesale price of P29.08/kg was 0.14% **above** last week's quotation but was 0.58% **below** 2009 level.



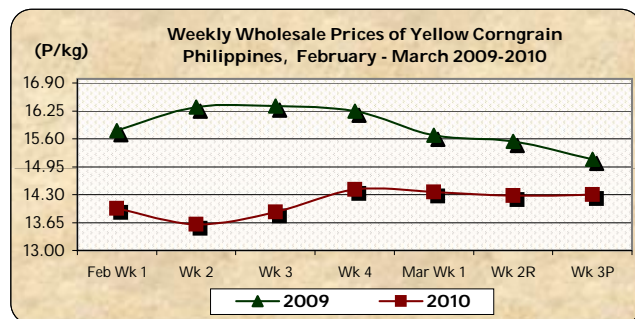
■ The average retail price of P31.26/kg was slightly **up** by 0.03% from last week's P31.25/kg but was **down** by 0.67% relative to last year's P31.47/kg.



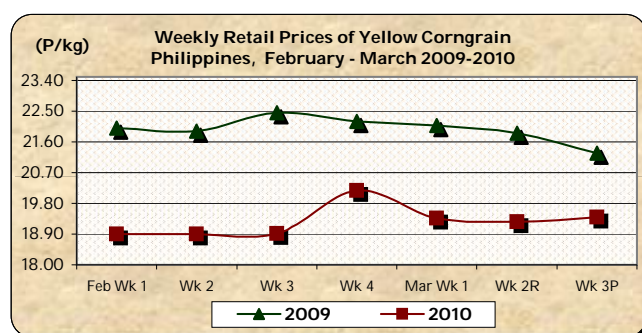
E. Wholesale and Retail Prices of Corngrain, Yellow

* Both wholesale and retail prices recovered from their declining trend over the past two consecutive weeks

■ At wholesale, the average price of P14.30/kg posted a 0.14% gain from last week's price but indicated a 5.49% drop relative to last year's level.



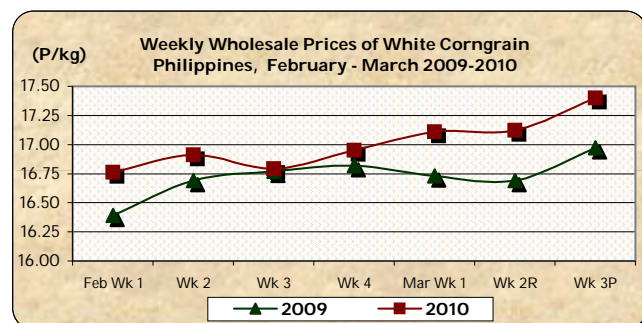
■ At retail, the average price of P19.39/kg increased by 0.67% from last week's report but decreased by 8.84% from last year's record.



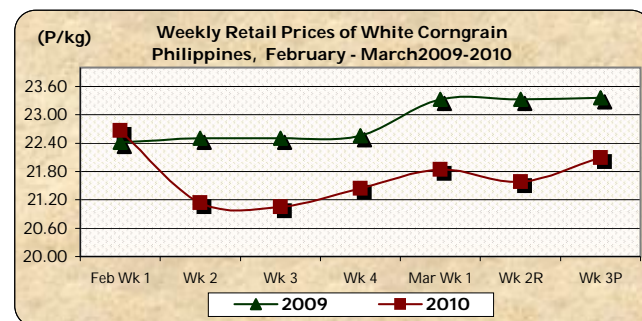
F. Wholesale and Retail Prices of Corngrain, White

* Prices at both wholesale and retail levels went up.

■ The average wholesale price of P17.40/kg registered mark-ups of 1.64% and 2.53% from prices of last week and last year, respectively.



■ The average retail price of P22.09/kg indicated a 2.36% increment from last week's P21.58/kg but posted a 5.44% decrement relative to last year's P23.36/kg.



Annex 1

Comparative Weekly Farmgate, Wholesale and Retail Prices of Palay, Rice and Corn, Philippines

Month/Week	Palay (Dry)				Well Milled Rice (WMR)							
	Farmgate Prices				Wholesale Prices				Retail Prices			
	2009	2010	% Change		2009	2010	% Change		2009	2010	% Change	
(1)	(2)	(3)	(3)/(2)	(weekly)	(6)	(7)	(7)/(6)	(weekly)	(10)	(11)	(11)/(10)	(weekly)
Feb Wk 1	15.13	15.50	2.45	0.52	30.96	31.60	2.07	0.10	33.93	34.37	1.30	0.12
Wk 2	15.38	15.74	2.34	1.55	31.55	31.70	0.48	0.32	34.25	34.41	0.47	0.12
Wk 3	15.83	15.90	0.44	1.02	31.79	31.75	-0.13	0.16	34.48	34.42	-0.17	0.03
Wk 4	15.91	16.08	1.07	1.13	31.90	31.89	-0.03	0.44	34.65	34.60	-0.14	0.52
Mar Wk 1	16.04	16.20	1.00	0.75	32.06	31.94	-0.37	0.16	34.68	34.54	-0.40	-0.17
Wk 2R	16.06	16.35	1.81	0.93	32.08	32.05	-0.09	0.34	34.63	34.64	0.03	0.29
Wk 3P	16.08	16.27	1.18	-0.49	32.00	31.97	-0.09	-0.25	34.65	34.58	-0.20	-0.17

Month/Week	Regular Milled Rice (RMR)							
	Wholesale Prices				Retail Prices			
	2009	2010	% Change		2009	2010	% Change	
(1)	(2)	(3)	(3)/(2)	(weekly)	(6)	(7)	(7)/(6)	(weekly)
Feb Wk 1	28.13	28.79	2.35	0.35	30.44	30.97	1.74	0.23
Wk 2	28.67	28.84	0.59	0.17	30.94	31.00	0.19	0.10
Wk 3	28.94	28.93	-0.03	0.31	31.20	31.07	-0.42	0.23
Wk 4	29.10	29.01	-0.31	0.28	31.41	31.25	-0.51	0.58
Mar Wk 1	29.29	29.14	-0.51	0.45	31.49	31.23	-0.83	-0.06
Wk 2R	29.33	29.04	-0.99	-0.34	31.46	31.25	-0.67	0.06
Wk 3P	29.25	29.08	-0.58	0.14	31.47	31.26	-0.67	0.03

Month/Week	Corngrain, Yellow											
	Farmgate Prices				Wholesale Prices				Retail Prices			
	2009	2010	% Change		2009	2010	% Change		2009	2010	% Change	
(1)	(2)	(3)	(3)/(2)	(weekly)	(6)	(7)	(7)/(6)	(weekly)	(10)	(11)	(11)/(10)	(weekly)
Feb Wk 1	13.30	10.39	-21.88	0.78	15.79	13.98	-11.46	3.63	22.00	18.90	-14.09	0.37
Wk 2	13.80	10.52	-23.77	1.25	16.34	13.61	-16.71	-2.65	21.91	18.90	-13.74	0.00
Wk 3	13.64	10.83	-20.60	2.95	16.37	13.90	-15.09	2.13	22.45	18.92	-15.72	0.11
Wk 4	13.58	11.37	-16.27	4.99	16.25	14.42	-11.26	3.74	22.20	20.17	-9.14	6.61
Mar Wk 1	13.05	11.36	-12.95	-0.09	15.69	14.36	-8.48	-0.42	22.07	19.37	-12.23	-3.97
Wk 2R	12.26	11.40	-7.01	0.35	15.54	14.28	-8.11	-0.56	21.85	19.26	-11.85	-0.57
Wk 3P	11.97	11.53	-3.68	1.14	15.13	14.30	-5.49	0.14	21.27	19.39	-8.84	0.67

Month/Week	Corngrain, White											
	Farmgate Prices				Wholesale Prices				Retail Prices			
	2009	2010	% Change		2009	2010	% Change		2009	2010	% Change	
(1)	(2)	(3)	(3)/(2)	(weekly)	(6)	(7)	(7)/(6)	(weekly)	(10)	(11)	(11)/(10)	(weekly)
Feb Wk 1	15.72	13.91	-11.51	-0.64	16.39	16.76	2.26	-1.93	22.42	22.67	1.12	0.22
Wk 2	15.90	13.52	-14.97	-2.80	16.69	16.91	1.32	0.89	22.50	21.14	-6.04	-6.75
Wk 3	16.24	13.03	-19.77	-3.62	16.77	16.79	0.12	-0.71	22.50	21.05	-6.44	-0.43
Wk 4	16.57	13.27	-19.92	1.84	16.82	16.95	0.77	0.95	22.56	21.44	-4.96	1.85
Mar Wk 1	16.99	13.58	-20.07	2.34	16.73	17.11	2.27	0.94	23.33	21.84	-6.39	1.87
Wk 2R	16.92	13.73	-18.85	1.10	16.69	17.12	2.58	0.06	23.33	21.58	-7.50	-1.19
Wk 3P	17.07	13.60	-20.33	-0.95	16.97	17.40	2.53	1.64	23.36	22.09	-5.44	2.36

Note: R-revised; P-preliminary