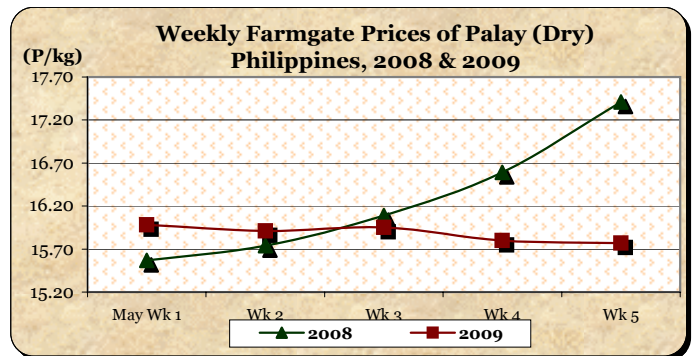


A. Farmgate Price of Palay

* Prices fluctuated during the first three weeks then went down on the next two weeks.

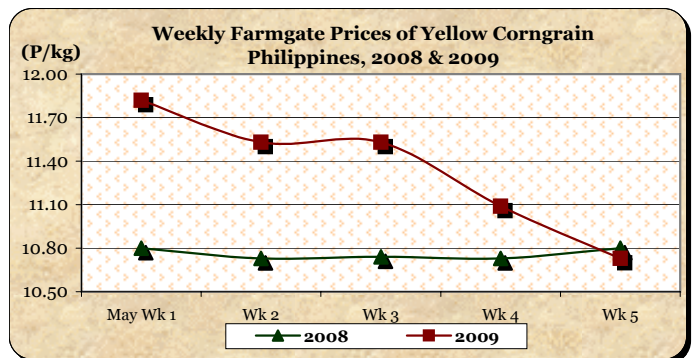
■ The monthly average price at P15.92/kg was **down** by 0.13% and 0.50% from prices of last month and last year, respectively.



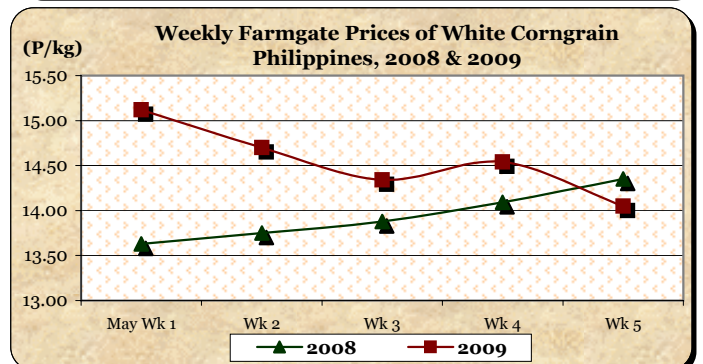
B. Farmgate Prices of Corngrain, Yellow and White

* Yellow corngrain prices recorded cuts on the first and last two weeks of the month. White corngrain prices, likewise, reflected a downtrend except on the 4th week when price temporarily recovered.

■ Yellow corngrain price at P11.51/kg registered a 4.64% **decrement** from April 2009 quotation but posted a 7.17% **increment** compared to May 2008 record.



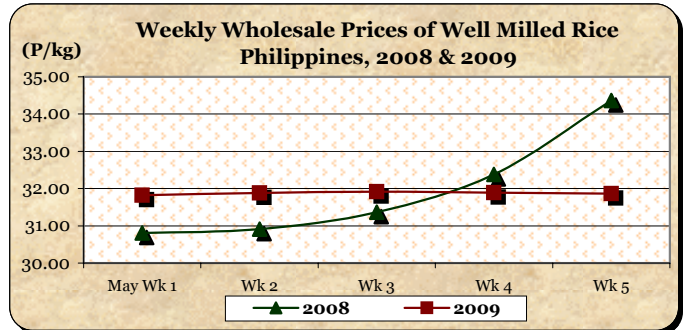
■ White corngrain price at P14.58/kg **fell** by 10.99% from last month's P16.38/kg but **rose** by 5.58% from last year's P13.81/kg.



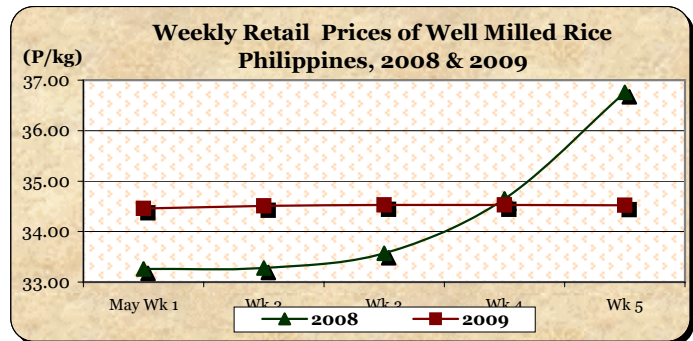
C. Wholesale and Retail Prices of Well Milled Rice (WMR)

* Prices at both wholesale and retail levels recorded decreases at the onset and close of the month.

■ Wholesale price which averaged P31.87/kg **gained** by 0.31% from last month's level and by 1.56% relative to last year's report.



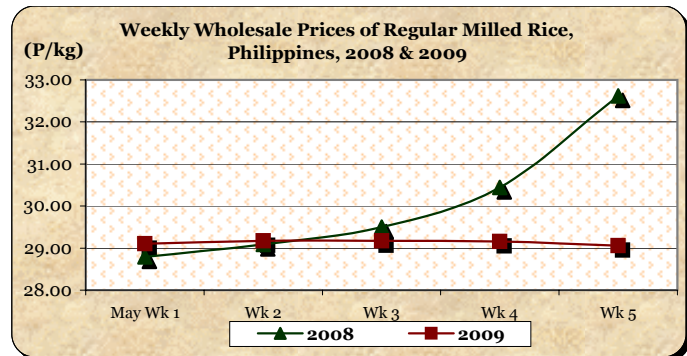
■ Retail price which averaged P34.51/kg was 0.06% **below** last month's level but was 2.43% **above** last year's quotation.



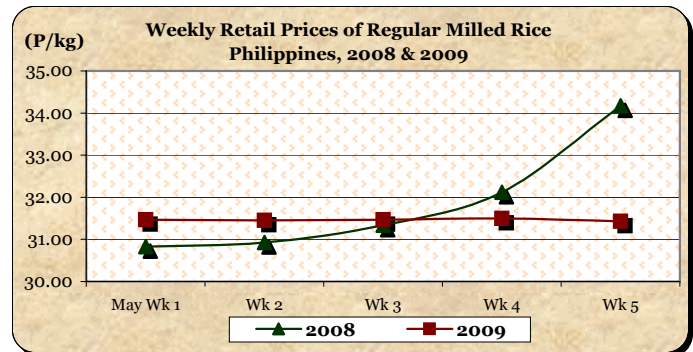
D. Wholesale and Retail Prices of Regular Milled Rice (RMR)

* Intermittent weekly fluctuations were observed at both wholesale and retail levels.

■ At wholesale, average price at P29.13/kg was 0.10% **higher** than last month's P29.10/kg but was 1.19% **lower** than last year's P29.48/kg.



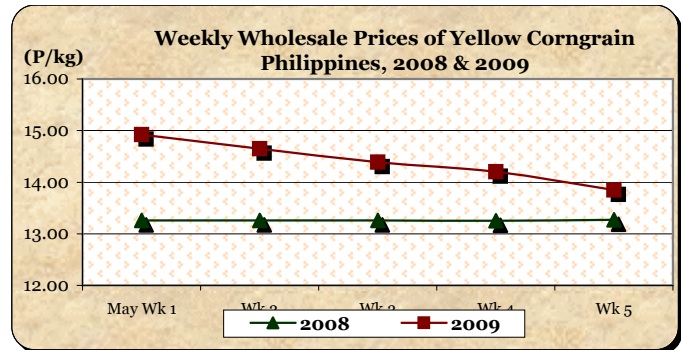
■ At retail, average price at P31.46/kg **increased** by 0.13% and 0.51% from prices of last month and last year, respectively.



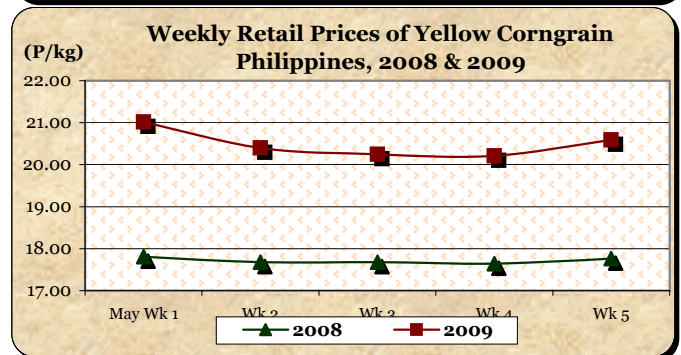
E. Wholesale and Retail Prices of Corngrain, Yellow

* Continuous price reductions were noted at both wholesale and retail levels, although prices at retail recovered on the last week of the month.

■ At wholesale, average price at P14.40/kg went down by 4.32% from April 2009 quotation but scaled up by 8.60% relative to May 2008 level.



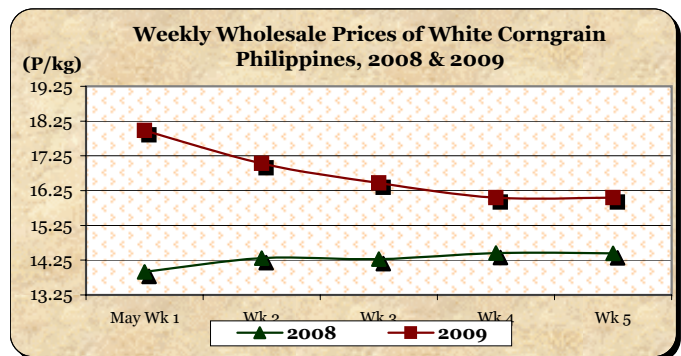
■ At retail, average price at P20.50/kg registered a 3.53% cut from last month's P21.25/kg but indicated a 15.75% mark-up from last year's P17.71/kg.



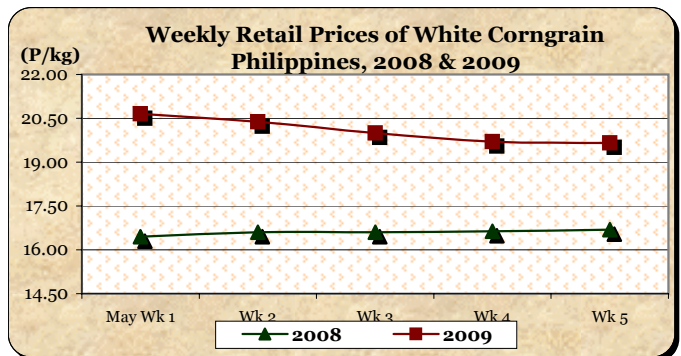
F. Wholesale and Retail Prices of Corngrain, White

* Sustained weekly downtrends were observed at both price levels. However, prices at wholesale became stable at the closing of the month.

■ Average wholesale price at P16.91/kg dropped by 1.63% from last month's level but gained by 18.75% compared to last year's record.



■ Average retail price at P20.08/kg was 15.59% below last month's price but was 21.18% above last year's report.



Annex 1

Comparative Farmgate, Wholesale and Retail Prices of Palay, Rice and Corn, Philippines for the month of May 2009

Month/Week	Palay, dry		Well Milled Rice (WMR)			
	Farmgate Prices		Wholesale Prices		Retail Prices	
	Price/kg	% Change	Price/kg	% Change	Price/kg	% Change
Wk 1	15.98	0.25	31.82	-0.03	34.46	-0.14
Wk 2	15.91	-0.44	31.88	0.19	34.51	0.15
Wk 3	15.95	0.25	31.92	0.13	34.53	0.06
Wk 4R	15.80	-0.94	31.89	-0.09	34.53	0.00
Wk 5P	15.77	-0.19	31.86	-0.09	34.52	-0.03
May 2009P	15.92	-	31.87	-	34.51	-
May 2008	16.00	-0.50	31.38	1.56	33.69	2.43
Apr 2009R	15.94	-0.13	31.77	0.31	34.53	-0.06

Month/Week	Regular Milled Rice (RMR)			
	Wholesale Prices		Retail Prices	
	Price/kg	% Change	Price/kg	% Change
Wk 1	29.10	-0.21	31.47	-0.06
Wk 2	29.17	0.24	31.45	-0.06
Wk 3	29.17	0.00	31.47	0.06
Wk 4R	29.16	-0.03	31.50	0.10
Wk 5P	29.06	-0.34	31.43	-0.22
May 2009P	29.13	-	31.46	-
May 2008	29.48	-1.19	31.30	0.51
Apr 2009R	29.10	0.10	31.42	0.13

Month/Week	Corngrain, Yellow					
	Farmgate Prices		Wholesale Prices		Retail Prices	
	Price/kg	% Change	Price/kg	% Change	Price/kg	% Change
Wk 1	11.82	-1.83	14.92	-1.32	21.02	-1.04
Wk 2	11.53	-2.45	14.65	-1.81	20.40	-2.95
Wk 3	11.53	0.00	14.39	-1.77	20.25	-0.74
Wk 4R	11.09	-3.82	14.20	-1.32	20.21	-0.20
Wk 5P	10.73	-3.25	13.85	-2.46	20.59	1.88
May 2009P	11.51	-	14.40	-	20.50	-
May 2008	10.74	7.17	13.26	8.60	17.71	15.75
Apr 2009R	12.07	-4.64	15.05	-4.32	21.25	-3.53

Month/Week	Corngrain, White					
	Farmgate Prices		Wholesale Prices		Retail Prices	
	Price/kg	% Change	Price/kg	% Change	Price/kg	% Change
Wk 1	15.12	-4.24	17.98	-0.94	20.65	-1.90
Wk 2	14.70	-2.78	17.03	-5.28	20.38	-1.31
Wk 3	14.34	-2.45	16.47	-3.29	20.00	-1.86
Wk 4R	14.54	1.39	16.05	-2.55	19.70	-1.50
Wk 5P	14.05	-3.37	16.05	0.00	19.66	-0.20
May 2009P	14.58	-	16.91	-	20.08	-
May 2008	13.81	5.58	14.24	18.75	16.57	21.18
Apr 2009R	16.38	-10.99	17.19	-1.63	23.79	-15.59

Note: R-revised; P-preliminary

