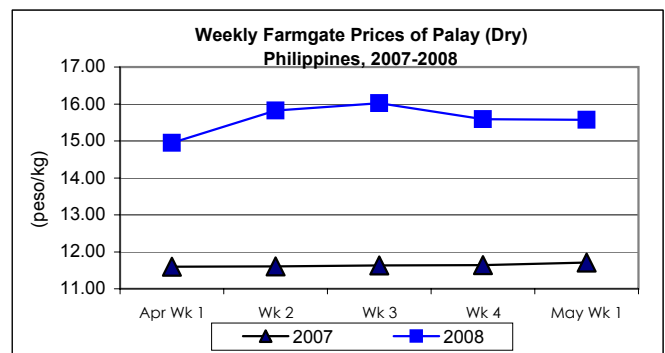




Updates on Palay, Rice & Corn Prices, April 30-May 6, 2008

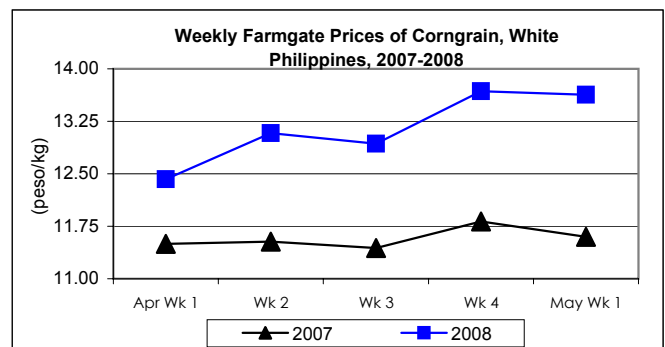
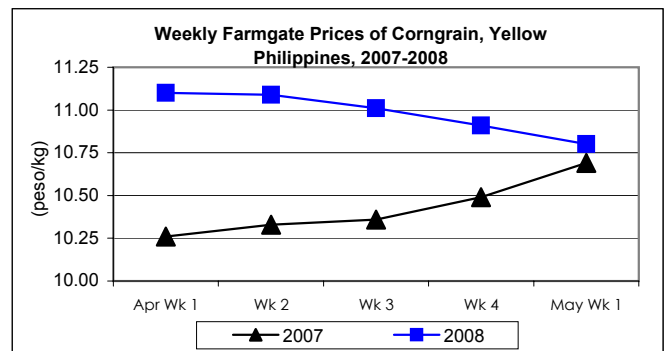
A. Farmgate Price of Palay

- * Prices of palay slightly decreased at farmgate level.
- Average price at P15.57/kg was **down** by 0.11% from last week's quotation. The price this week was still **higher** compared to last year's price



B. Farmgate Prices of Corngrain, Yellow and White

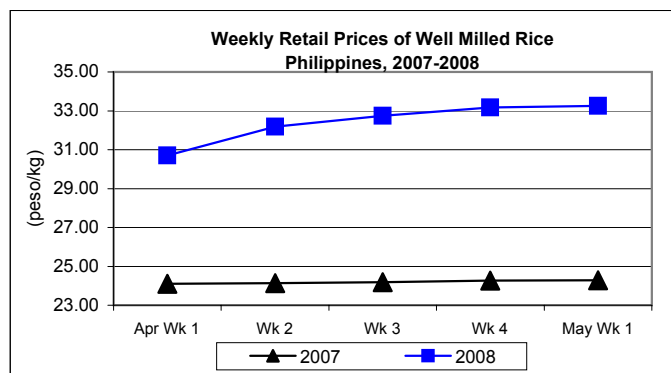
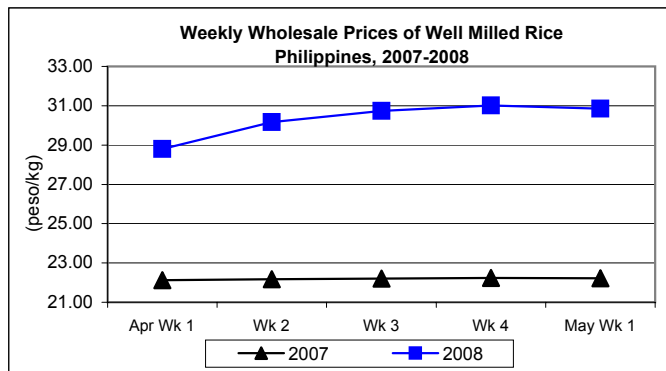
- * Farmgate price of yellow corngrain sustained its downward trend while for white corngrain, fluctuating price was noted.
- Yellow corngrain price at P10.80/kg **fell** by 1.01% from last week's price but **rose** by 1.03% from last year's record.
- White corngrain price at P13.63/kg, **slightly decreased** by 0.37% from the previous week's level but posted an **increase** over last year's record by 17.50%.



C. Wholesale and Retail Prices of Well Milled Rice (WMR)

☀ Wholesale prices slightly weakened this week but retail prices continued to register increments.

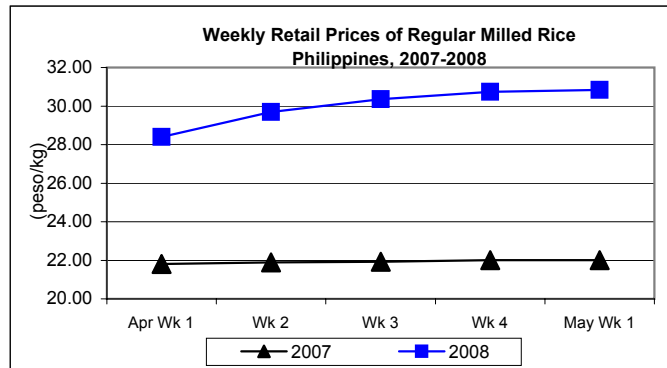
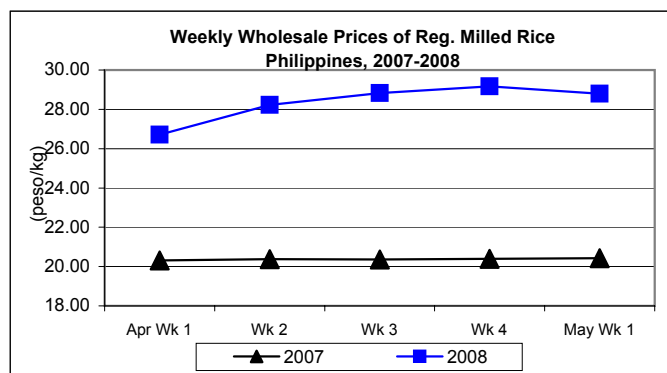
- Average wholesale price at P30.85/kg was **down** by 0.54% from last week's quotation but went **up** by 38.84% from last year's report
- Average retail price of P33.26/kg reflected **gains** of 0.27% from last week's price and by 36.99% from last year's level.



D. Wholesale and Retail Prices of Regular Milled Rice (RMR)

☀ Wholesale prices dropped this week while retail prices continued the uptrend at decelerating rate.

- Wholesale price at P28.79/kg **dropped** by 1.28% but still **grew** by 40.99% from last year's price.
- Retail price at P30.83/kg was **above** last week's price by 0.27% and by 40.07% compared to 2007 level.

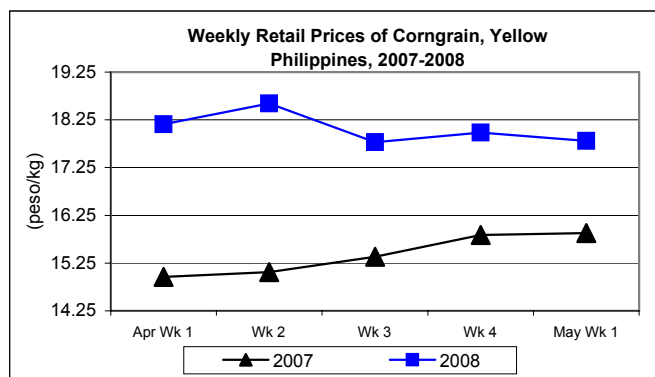
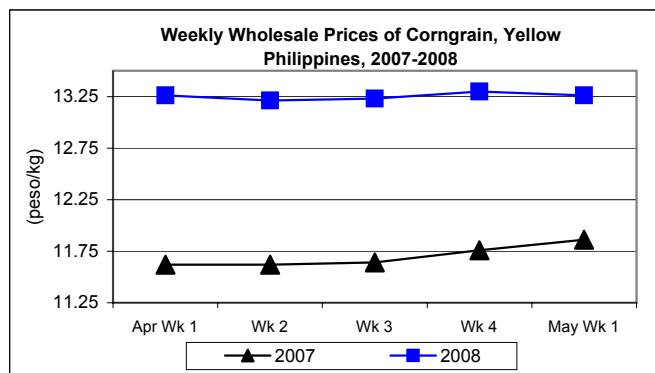


E. Wholesale and Retail Prices of Corngrain, Yellow

✦ Wholesale and retail prices were on the downtrend after registering increases over the last two weeks.

- At wholesale, the price of P13.26/kg indicated a **decrease** of 0.28% from last week's P13.30/kg but still **higher** by 11.80% from last year's P11.86/kg.

- Retail price at P17.81/kg recorded a 0.98% **decrease** from last week's level but was still up by 12.15% from last year's quotation.

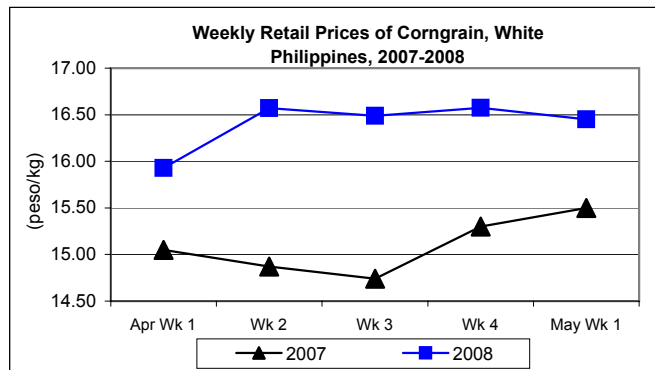
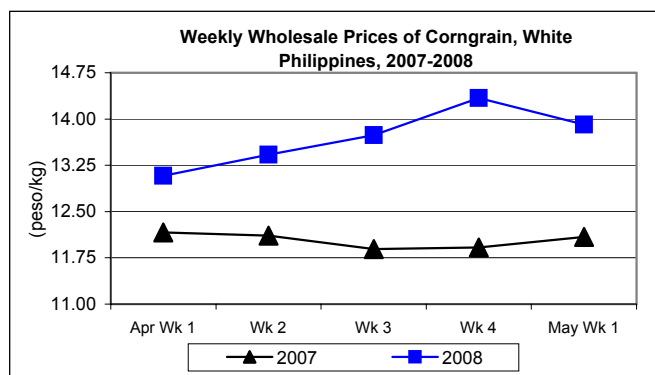


F. Wholesale and Retail Prices of Corngrain, White

✦ Wholesale prices moved down after weeks of increases. Retail prices continuously fluctuated.

- Wholesale price at P13.91/kg was **below** last week's record by 3.01% but **higher** by 15.05% than last year's level.

- Retail price at P16.45/kg was **reduced** by 0.74% from last week's price but **rose** by 6.13% compared to last year's record.



Annex 1

Comparative Weekly Farmgate, Wholesale and Retail Prices of Palay, Rice and Corn, Philippines

Month/Week	Palay (Dry)				Well Milled Rice (WMR)							
	Farmgate Prices				Wholesale Prices				Retail Prices			
	2007	2008	% Change		2007	2008	% Change		2007	2008	% Change	
(1)	(2)	(3)	(3)/(2)	(weekly)	(6)	(7)	(7)/(6)	(weekly)	(10)	(11)	(11)/(10)	(weekly)
Apr Wk 1	11.60	14.95	28.88	6.41	22.12	28.80	30.20	6.04	24.10	30.71	27.43	5.24
Wk 2	11.61	15.82	36.26	5.82	22.18	30.16	35.98	4.72	24.14	32.18	33.31	4.79
Wk 3	11.63	16.02	37.75	1.26	22.20	30.74	38.47	1.92	24.18	32.75	35.44	1.77
Wk 4	11.64	15.59	33.91	-2.71	22.24	31.02	39.47	0.91	24.26	33.17	36.73	1.29
May Wk 1	11.71	15.57	33.01	-0.11	22.22	30.85	38.84	-0.54	24.28	33.26	36.99	0.27

Month/Week	Regular Milled Rice (RMR)							
	Wholesale Prices				Retail Prices			
	2007	2008	% Change		2007	2008	% Change	
(1)	(2)	(3)	(3)/(2)	(weekly)	(6)	(7)	(7)/(6)	(weekly)
Apr Wk 1	20.31	26.71	31.51	5.41	21.81	28.40	30.22	5.73
Wk 2	20.38	28.22	38.47	5.65	21.89	29.70	35.68	4.58
Wk 3	20.36	28.82	41.55	2.13	21.93	30.35	38.39	2.19
Wk 4	20.39	29.16	43.03	1.19	22.01	30.75	39.69	1.31
May Wk 1	20.42	28.79	40.99	-1.28	22.01	30.83	40.07	0.27

Month/Week	Corngrain, Yellow											
	Farmgate Prices				Wholesale Prices				Retail Prices			
	2007	2008	% Change		2007	2008	% Change		2007	2008	% Change	
(1)	(2)	(3)	(3)/(2)	(weekly)	(6)	(7)	(7)/(6)	(weekly)	(10)	(11)	(11)/(10)	(weekly)
Apr Wk 1	10.26	11.10	8.19	0.18	11.62	13.26	14.11	0.61	14.96	18.16	21.39	1.51
Wk 2	10.33	11.09	7.36	-0.09	11.62	13.21	13.68	-0.38	15.06	18.59	23.44	2.37
Wk 3	10.36	11.01	6.27	-0.72	11.64	13.23	13.66	0.15	15.38	17.78	15.60	-4.36
Wk 4	10.49	10.91	4.00	-0.91	11.76	13.30	13.07	0.51	15.84	17.99	13.55	1.16
May Wk 1	10.69	10.80	1.03	-1.01	11.86	13.26	11.80	-0.28	15.88	17.81	12.15	-0.98

Month/Week	Corngrain, White											
	Farmgate Prices				Wholesale Prices				Retail Prices			
	2007	2008	% Change		2007	2008	% Change		2007	2008	% Change	
(1)	(2)	(3)	(3)/(2)	(weekly)	(6)	(7)	(7)/(6)	(weekly)	(10)	(11)	(11)/(10)	(weekly)
Apr Wk 1	11.50	12.42	8.00	2.99	12.16	13.08	7.57	0.38	15.05	15.93	5.85	1.14
Wk 2	11.53	13.08	13.44	5.31	12.11	13.42	10.82	2.60	14.87	16.57	11.43	4.02
Wk 3	11.44	12.93	13.02	-1.15	11.89	13.74	15.56	2.38	14.74	16.49	11.87	-0.48
Wk 4	11.82	13.68	15.74	5.81	11.92	14.34	20.31	4.38	15.30	16.57	8.32	0.50
May Wk 1	11.60	13.63	17.50	-0.37	12.09	13.91	15.05	-3.01	15.50	16.45	6.13	-0.74