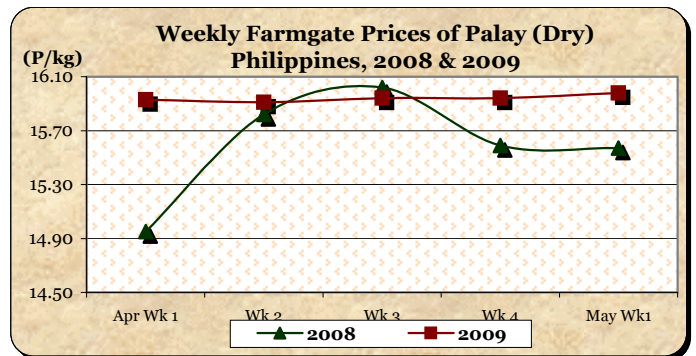


A. Farmgate Price of Palay

★ Price at farmgate moved upward after being stable for two (2) weeks.

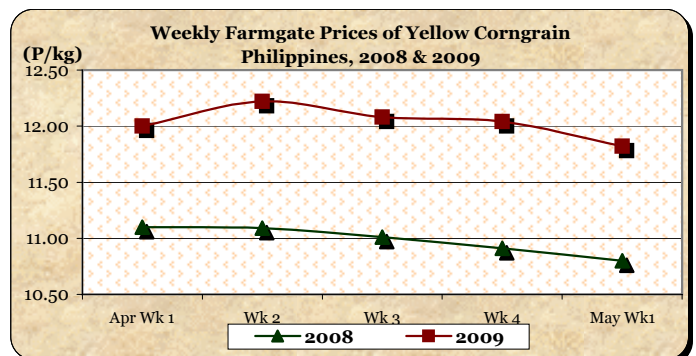
- Average price at P15.98/kg rose by 0.25% from last week's price and by 2.63% from last year's record.



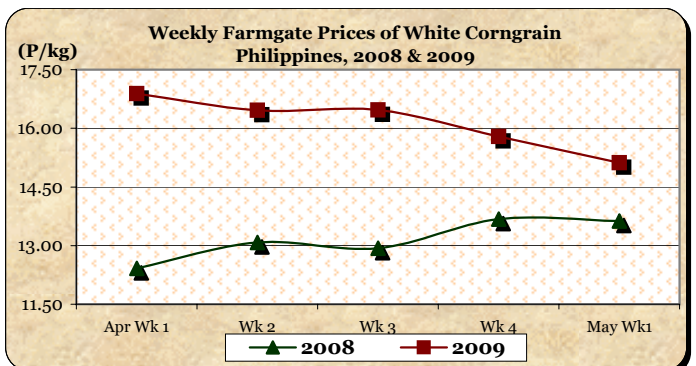
B. Farmgate Prices of Corngrain, Yellow and White

★ Prices of both yellow and white corngrains sustained declines at rates faster than those of last week.

- Yellow corngrain price at P11.82/kg was 1.83% lower than last week's P12.04/kg but was 9.44% higher than last year's P10.80/kg.



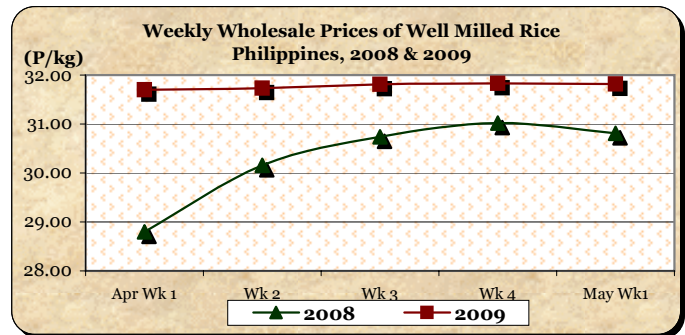
- White corngrain price at P15.12/kg slid by 4.24% from last week's quotation but gained by 10.93% relative to last year's report.



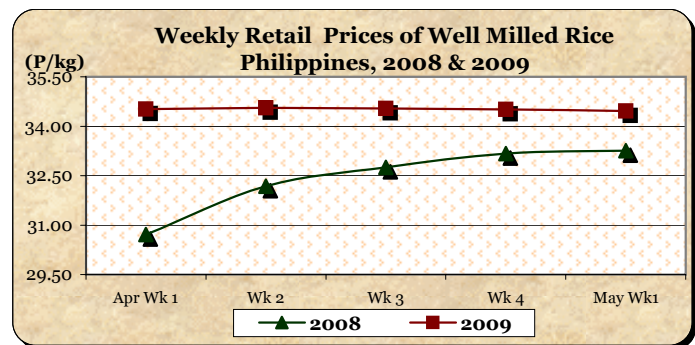
C. Wholesale and Retail Prices of Well Milled Rice (WMR)

* Price at wholesale slightly went down after three (3) consecutive weeks of increases while price at retail sustained a downtrend.

■ Average wholesale price at P31.82/kg was **down** by 0.03% from last week's P31.83/kg but was **up** by 3.28% compared to last year's P30.81/kg.



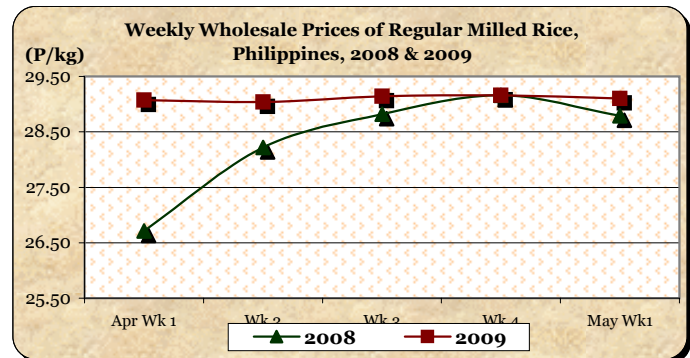
■ Average retail price at P34.46/kg was 0.14% **below** last week's level but was 3.61% **above** 2008 record.



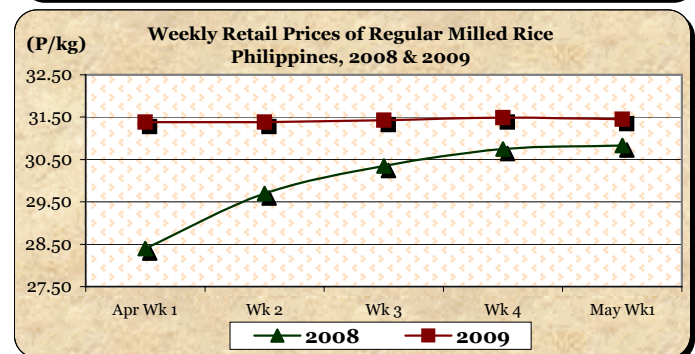
D. Wholesale and Retail Prices of Regular Milled Rice (RMR)

* Both wholesale and retail prices moved downward.

■ Average wholesale price at P29.10/kg fell by 0.21% from last week's level but rose by 1.08% from last year's quotation.



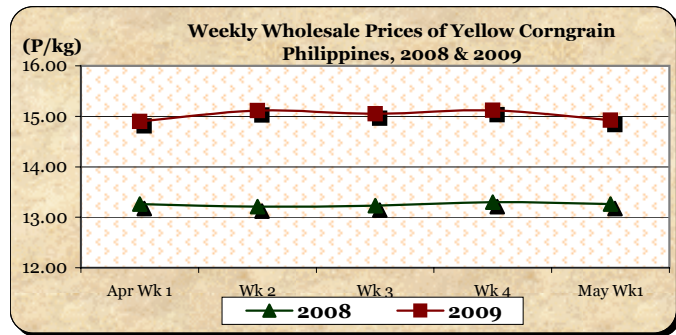
■ Average retail price at P31.45/kg indicated a 0.13% cut from last week's price but recorded a 2.01% mark-up relative to last year's level.



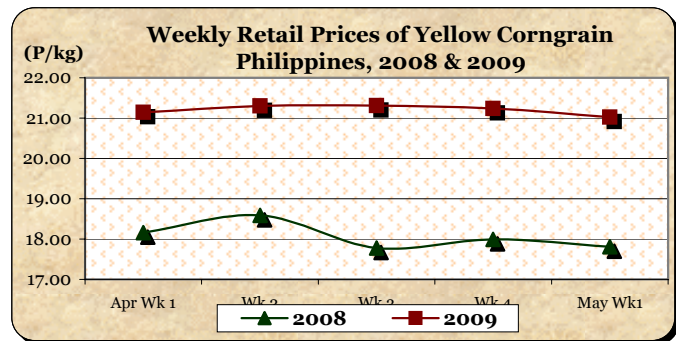
E. Wholesale and Retail Prices of Corngrain, Yellow

* Both wholesale and retail prices posted cuts.

■ At wholesale, average price at P14.92/kg **decreased** by 1.32% from last week's P15.12/kg but **increased** by 12.52% from last year's P13.26/kg.



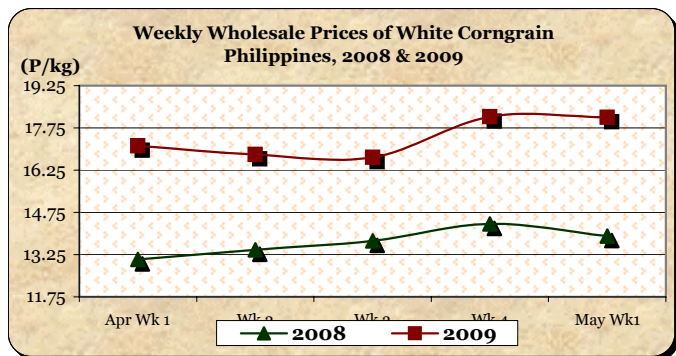
■ At retail, average price at P21.02/kg reflected a **decrement** of 1.04% from last week's level but registered an **increment** of 18.02% from last year's report.



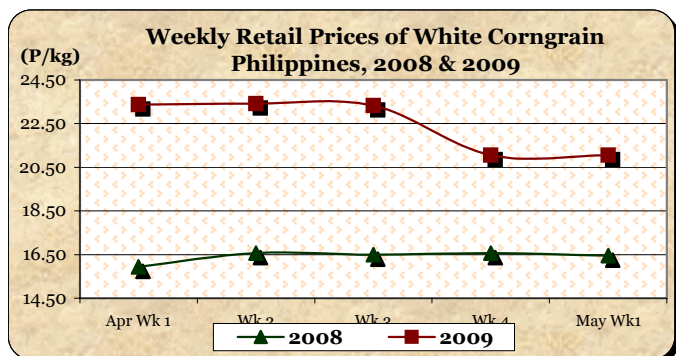
F. Wholesale and Retail Prices of Corngrain, White

* Price at wholesale dropped after a significant increase last week while price at retail remained at last week's level.

■ Average wholesale price at P18.12/kg posted a 0.17% **reduction** from last week's price but indicated a 30.27% **gain** over last year's record.



■ Average retail price was **stable** at last week's level of P21.05/kg. Compared to last year's record, it was 27.96% **higher**.



Annex 1
Comparative Weekly Farmgate, Wholesale and Retail Prices of Palay, Rice and Corn, Philippines

Month/Week	Palay (Dry)				Well Milled Rice (WMR)							
	Farmgate Prices				Wholesale Prices				Retail Prices			
	2008	2009	% Change		2008	2009	% Change		2008	2009	% Change	
(1)	(2)	(3)	(3)/(2)	(weekly)	(6)	(7)	(7)/(6)	(weekly)	(10)	(11)	(11)/(10)	(weekly)
Apr Wk 1	14.95	15.93	6.56	-0.06	28.80	31.70	10.07	-0.47	30.71	34.52	12.41	-0.03
Wk 2	15.82	15.91	0.57	-0.13	30.16	31.73	5.21	0.09	32.18	34.56	7.40	0.12
Wk 3	16.02	15.94	-0.50	0.19	30.74	31.81	3.48	0.25	32.75	34.54	5.47	-0.06
Wk 4R	15.59	15.94	2.25	0.00	31.02	31.83	2.61	0.06	33.17	34.51	4.04	-0.09
May Wk 1P	15.57	15.98	2.63	0.25	30.81	31.82	3.28	-0.03	33.26	34.46	3.61	-0.14

Month/Week	Regular Milled Rice (RMR)							
	Wholesale Prices				Retail Prices			
	2008	2009	% Change		2008	2009	% Change	
(1)	(2)	(3)	(3)/(2)	(weekly)	(6)	(7)	(7)/(6)	(weekly)
Apr Wk 1	26.71	29.07	8.84	-0.21	28.40	31.38	10.49	-0.13
Wk 2	28.22	29.04	2.91	-0.10	29.70	31.38	5.66	0.00
Wk 3	28.82	29.14	1.11	0.34	30.35	31.43	3.56	0.16
Wk 4R	29.16	29.16	0.00	0.07	30.75	31.49	2.41	0.19
May Wk 1P	28.79	29.10	1.08	-0.21	30.83	31.45	2.01	-0.13

Month/Week	Corngrain, Yellow											
	Farmgate Prices				Wholesale Prices				Retail Prices			
	2008	2009	% Change		2008	2009	% Change		2008	2009	% Change	
(1)	(2)	(3)	(3)/(2)	(weekly)	(6)	(7)	(7)/(6)	(weekly)	(10)	(11)	(11)/(10)	(weekly)
Apr Wk 1	11.10	12.00	8.11	0.33	13.26	14.90	12.37	1.02	18.16	21.14	16.41	-1.03
Wk 2	11.09	12.22	10.19	1.83	13.21	15.11	14.38	1.41	18.59	21.30	14.58	0.76
Wk 3	11.01	12.08	9.72	-1.15	13.23	15.05	13.76	-0.40	17.78	21.31	19.85	0.05
Wk 4R	10.91	12.04	10.36	-0.33	13.30	15.12	13.68	0.47	17.99	21.24	18.07	-0.33
May Wk 1P	10.80	11.82	9.44	-1.83	13.26	14.92	12.52	-1.32	17.81	21.02	18.02	-1.04

Month/Week	Corngrain, White											
	Farmgate Prices				Wholesale Prices				Retail Prices			
	2008	2009	% Change		2008	2009	% Change		2008	2009	% Change	
(1)	(2)	(3)	(3)/(2)	(weekly)	(6)	(7)	(7)/(6)	(weekly)	(10)	(11)	(11)/(10)	(weekly)
Apr Wk 1	12.42	16.89	35.99	-0.24	13.08	17.11	30.81	-0.87	15.93	23.37	46.70	0.00
Wk 2	13.08	16.46	25.84	-2.55	13.42	16.81	25.26	-1.75	16.57	23.42	41.34	0.21
Wk 3	12.93	16.47	27.38	0.06	13.74	16.70	21.54	-0.65	16.49	23.33	41.48	-0.38
Wk 4R	13.68	15.79	15.42	-4.13	14.34	18.15	26.57	8.68	16.57	21.05	27.04	-9.77
May Wk 1P	13.63	15.12	10.93	-4.24	13.91	18.12	30.27	-0.17	16.45	21.05	27.96	0.00

Note: R-revised; P-preliminary

