

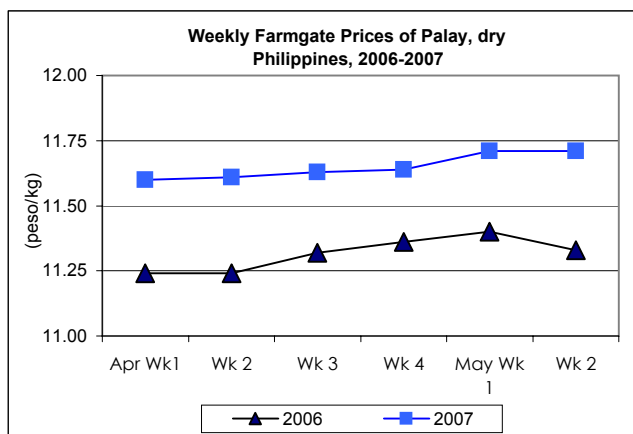


Updates on Palay, Rice & Corn Prices, May 9 - 15, 2007

A. Farmgate Price of Palay

☀ Palay price remained steady at last week's level.

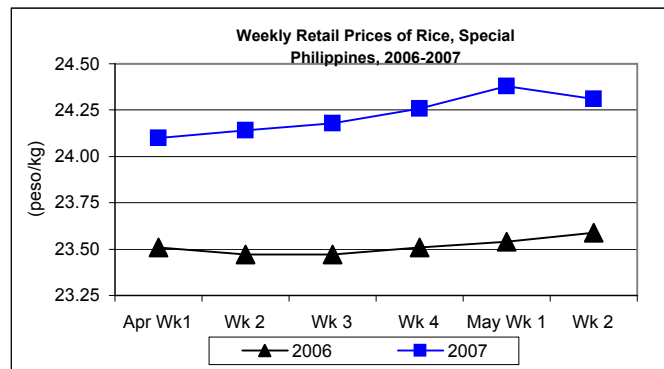
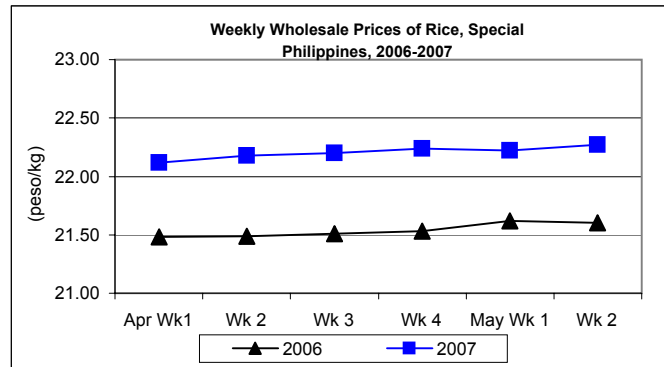
- Palay price stayed at last week's level of P11.71/kg but indicated a 3.35% **increase** from the price in the same week last year.



B. Wholesale and Retail Prices of Rice, Special

☀ Wholesale price moved up after last week's drop while retail price went down. Both levels were above last year's records.

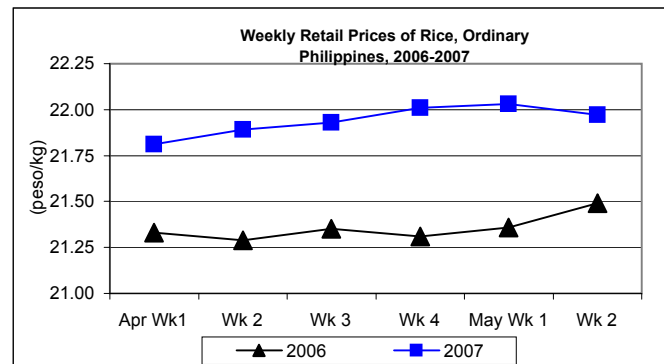
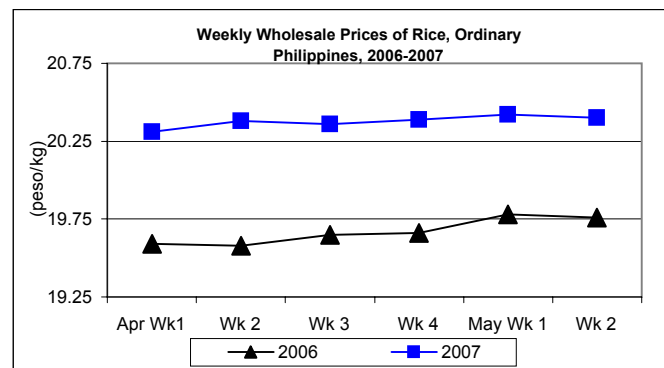
- At wholesale, price was quoted at P22.41/kg which represented 0.23% and 3.10% **increases** from the quotations last week and last year, respectively.
- At retail, average price for the week was P24.31/kg or 0.29% higher than last week's level. Compared to 2006 record, price **grew** by 3.75%.



C. Wholesale and Retail Prices of Rice, Ordinary

☀ Both price levels indicated decreases from last week's quotations.

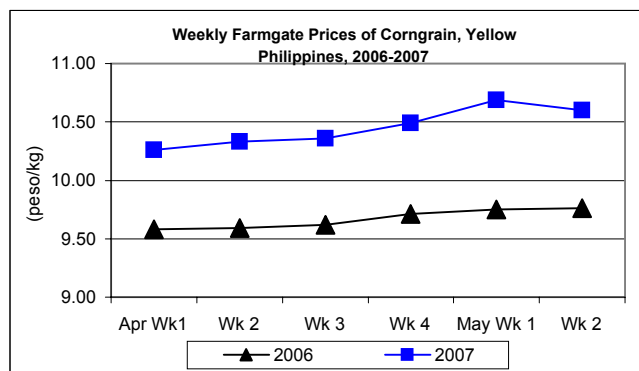
- Wholesale price at P20.40/kg was **down** by 0.10% from last week's price but remained **above** last year's record by 3.24%.
- Price was **down** at retail, from P22.03/kg last week to P21.97/kg this week. Average price for the week **grew** by 2.23% from last year's P21.49/kg.



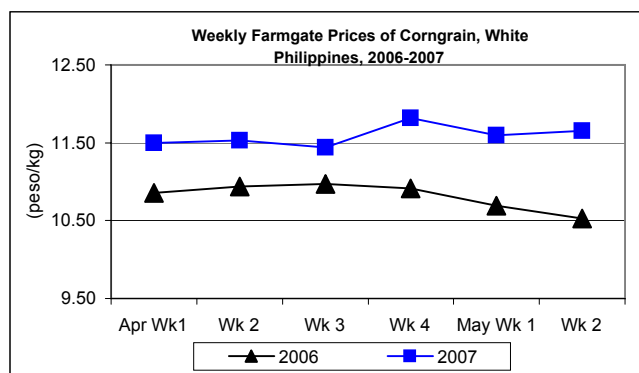
D. Farmgate Prices of Corngrain, Yellow and White

✦ Price of yellow corngrain dropped after weeks of increases while retail price went up from last week's record.

- Price of yellow corngrain averaged P10.60/kg and **slid** by 0.84% from last week's record but indicated a **decrement** of 8.61% from last year's price.



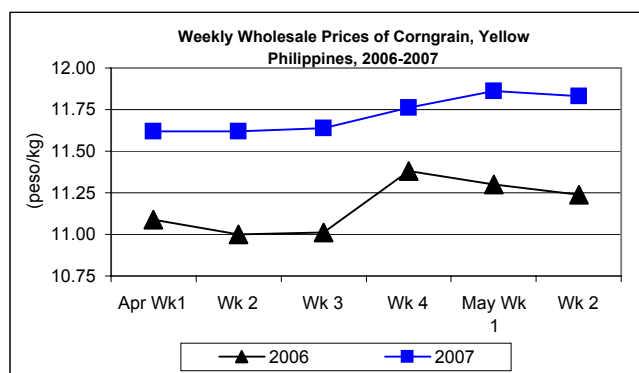
- Price of white corngrain at P11.65/kg **increased** by 0.43% from last week's price and by 10.64% from the price last year.



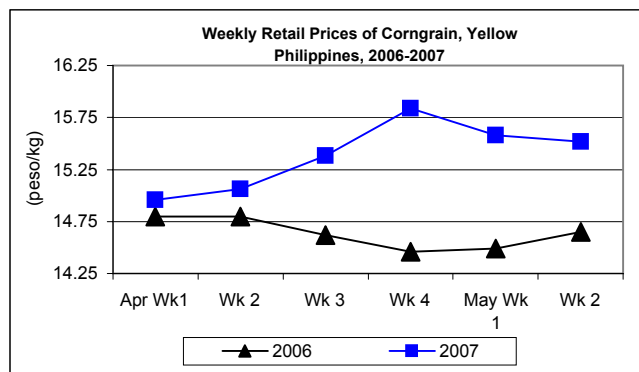
E. Wholesale and Retail Prices of Corngrain, Yellow

✦ Weekly wholesale prices dropped after weeks of moving up while retail prices were on its 2nd week of uptrend.

- Wholesale price at P11.83/kg showed a **decrement** of 0.25% from last week's report but was **higher** by 5.25% from the 2006 record.



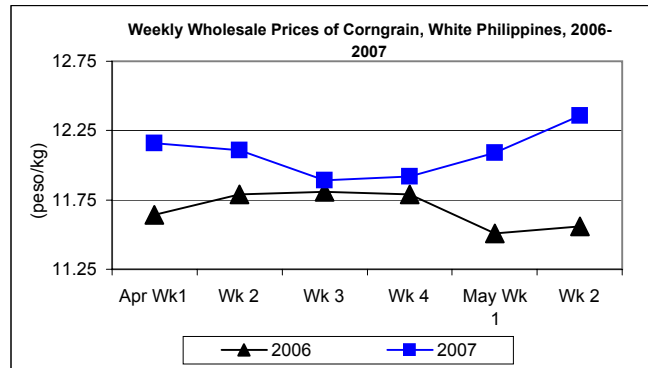
- Retail price at P15.52/kg was **lower** by 0.39% from last week's quotation. Compared to last year's record, price was still **higher** by 5.94%.



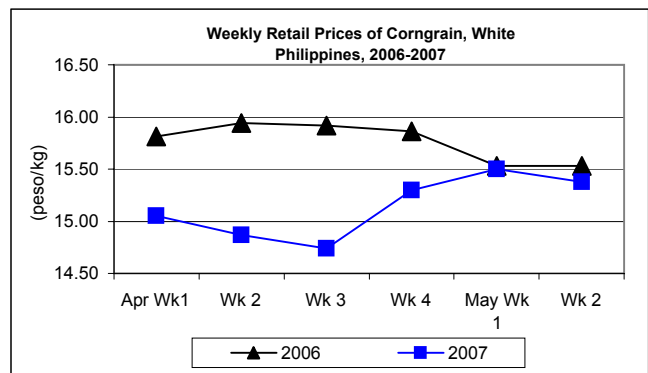
F. Wholesale and Retail Prices of Corngrain, White

✳ Wholesale prices were on its 3rd week of uptrend. Retail prices slowed down after increasing for two weeks.

- Wholesale price averaged P12.36/kg and was **higher** by 2.23% from last week's price and by 6.92% from last year's record.



- Retail price at P15.38/kg went **down** by 0.77% from the previous week's record and by 0.97% from last year's P15.53/kg.



Annex 1

Comparative Weekly Farmgate, Wholesale and Retail Prices of Palay, Rice and Corn, Philippines

Month/Week	Palay, dry				Rice, Special							
	Farmgate Prices				Wholesale Prices				Retail Prices			
	2006	2007	% Change		2006	2007	% Change		2006	2007	% Change	
(1)	(2)	(3)	(3)/(2)	(weekly)	(6)	(7)	(7)/(6)	(weekly)	(10)	(11)	(11)/(10)	(weekly)
Apr Wk1	11.24	11.60	3.20	0.52	21.48	22.12	2.98	-0.09	23.51	24.10	2.51	-0.04
Wk 2	11.24	11.61	3.29	0.09	21.49	22.18	3.21	0.27	23.47	24.14	2.85	0.17
Wk 3	11.32	11.63	2.74	0.17	21.51	22.20	3.21	0.09	23.47	24.18	3.03	0.17
Wk 4	11.36	11.64	2.46	0.09	21.53	22.24	3.30	0.18	23.51	24.26	3.19	0.33
May Wk1	11.40	11.71	2.72	0.60	21.62	22.22	2.78	-0.09	23.54	24.28	3.14	0.08
Wk 2	11.33	11.71	3.35	0.00	21.60	22.27	3.10	0.23	23.59	24.31	3.05	0.12

Month/Week	Rice, Ordinary							
	Wholesale Prices				Retail Prices			
	2006	2007	% Change		2006	2007	% Change	
(1)	(2)	(3)	(3)/(2)	(weekly)	(6)	(7)	(7)/(6)	(weekly)
Apr Wk1	19.59	20.31	3.68	-0.29	21.33	21.81	2.25	-0.09
Wk 2	19.58	20.38	4.09	0.34	21.29	21.89	2.82	0.37
Wk 3	19.65	20.36	3.61	-0.10	21.35	21.93	2.72	0.18
Wk 4	19.66	20.39	3.71	0.15	21.31	22.01	3.28	0.36
May Wk1	19.78	20.42	3.24	0.15	21.36	22.03	3.14	0.09
Wk 2	19.76	20.37	3.09	-0.24	21.49	21.97	2.23	-0.27

Month/Week	Corngrain, Yellow											
	Farmgate Prices				Wholesale Prices				Retail Prices			
	2006	2007	% Change		2006	2007	% Change		2006	2007	% Change	
(1)	(2)	(3)	(3)/(2)	(weekly)	(6)	(7)	(7)/(6)	(weekly)	(10)	(11)	(11)/(10)	(weekly)
Apr Wk1	9.58	10.26	7.10	0.59	11.09	11.62	4.78	1.22	14.80	14.96	1.08	0.00
Wk 2	9.59	10.33	7.72	0.68	11.00	11.62	5.64	0.00	14.80	15.06	1.76	0.67
Wk 3	9.62	10.36	7.69	0.29	11.01	11.64	5.72	0.17	14.62	15.38	5.20	2.12
Wk 4	9.71	10.49	8.03	1.25	11.38	11.76	3.34	1.03	14.46	15.84	9.54	2.99
May Wk1	9.75	10.69	9.64	1.91	11.30	11.86	4.96	0.85	14.49	15.88	9.59	0.25
Wk 2	9.76	10.59	8.50	-0.94	11.24	11.81	5.07	-0.42	14.65	15.52	5.94	-2.27

Month/Week	Corngain, White											
	Farmgate Prices				Wholesale Prices				Retail Prices			
	2006	2007	% Change		2006	2007	% Change		2006	2007	% Change	
(1)	(2)	(3)	(3)/(2)	(weekly)	(6)	(7)	(7)/(6)	(weekly)	(10)	(11)	(11)/(10)	(weekly)
Apr Wk1	10.86	11.50	5.89	-1.03	11.64	12.16	4.47	-0.98	15.81	15.05	-4.81	0.13
Wk 2	10.94	11.53	5.39	0.26	11.79	12.11	2.71	-0.41	15.94	14.87	-6.71	-1.20
Wk 3	10.97	11.44	4.28	-0.78	11.81	11.89	0.68	-1.82	15.92	14.74	-7.41	-0.87
Wk 4	10.91	11.82	8.34	3.32	11.79	11.92	1.10	0.25	15.86	15.30	-3.53	3.80
May Wk1	10.69	11.60	8.51	-1.86	11.51	12.09	5.04	1.43	15.53	15.50	-0.19	1.31
Wk 2	10.53	11.65	10.64	0.43	11.56	12.36	6.92	2.23	15.53	15.38	-0.97	-0.77