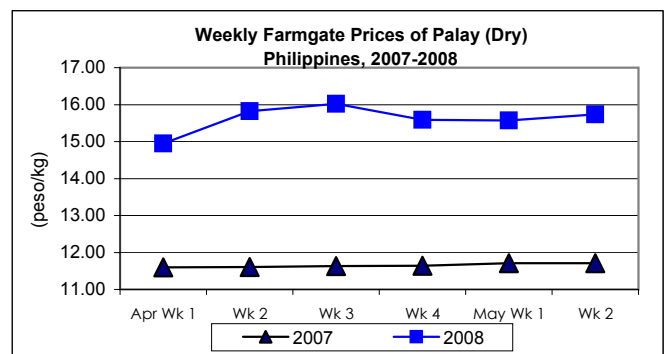




## Updates on Palay, Rice & Corn Prices, May 7-13, 2008

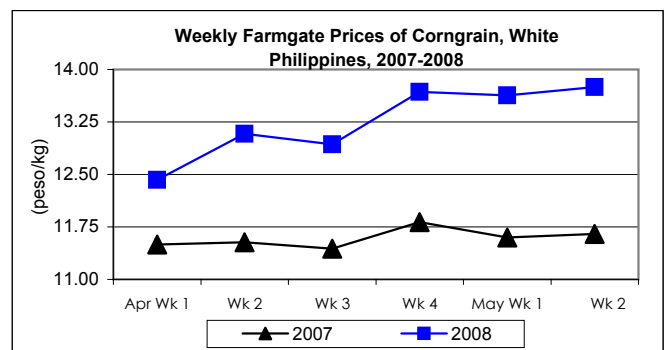
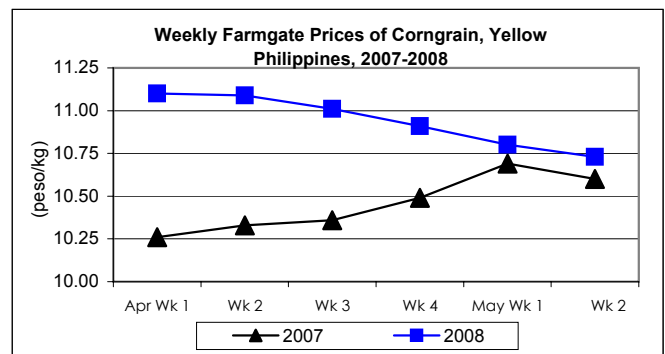
### A. Farmgate Price of Palay

- \* Farm price of palay recovered this week from two (2) consecutive weeks of decreases.
- Price averaged at P15.74/kg increased by 1.09% from last week and by 34.42% over the same period last year.



### B. Farmgate Prices of Corngrain, Yellow and White

- \* Price of yellow corngrain sustained last weeks' downward movement at slower rate while that of white corngrain moved up.
- Yellow corngrain price at P10.73/kg was lower than last week's price by 0.65% but higher than last year's record by 1.23%.
- Price of white corngrain at P13.75/kg was higher than prices of last week and last year by 0.88% and 18.03%, respectively.

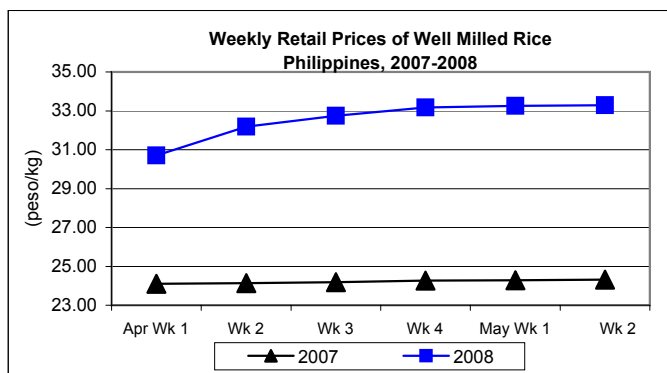
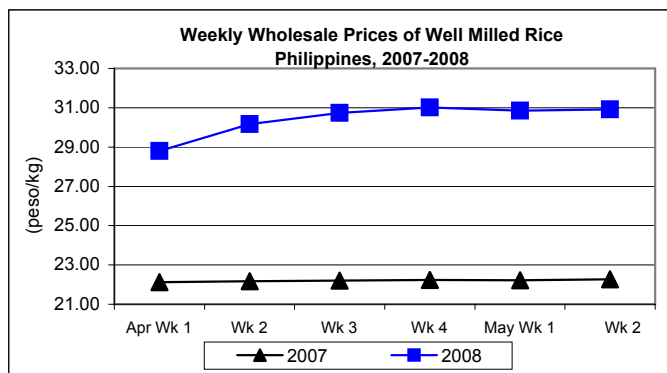


### C. Wholesale and Retail Prices of Well Milled Rice (WMR)

☀ Wholesale price increased after last week's drop. Retail price recorded continuous uptrend although at rate getting slower.

■ Wholesale price at P30.91/kg rose by 0.19% from last week's price and by 38.80% from last year's level.

■ Retail price at P33.28/kg indicated increases of 0.06% from price of last week and 36.90% over last year's price.

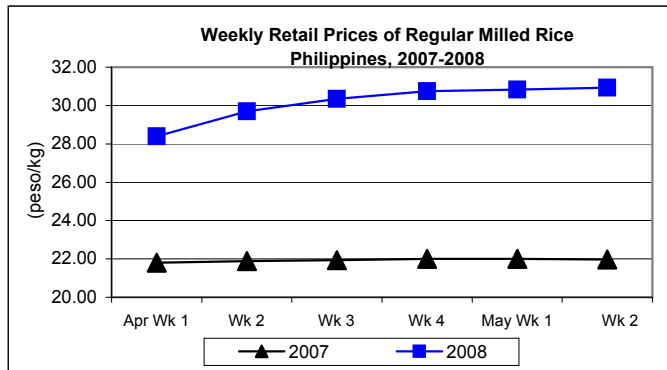
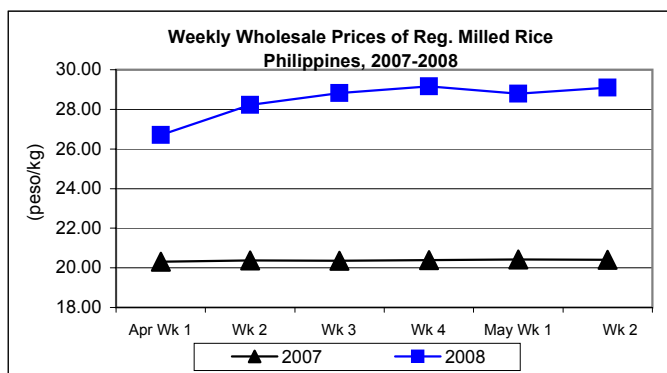


### D. Wholesale and Retail Prices of Regular Milled Rice (RMR)

☀ Both wholesale and retail prices showed upward movements this week.

■ Wholesale price, which averaged P29.09/kg went up by 1.04% and 42.60% from prices of last week and last year, respectively.

■ At retail, price closed at P30.93/kg, higher by 0.32% from last week's price and by 40.78% relative to 2007 record.

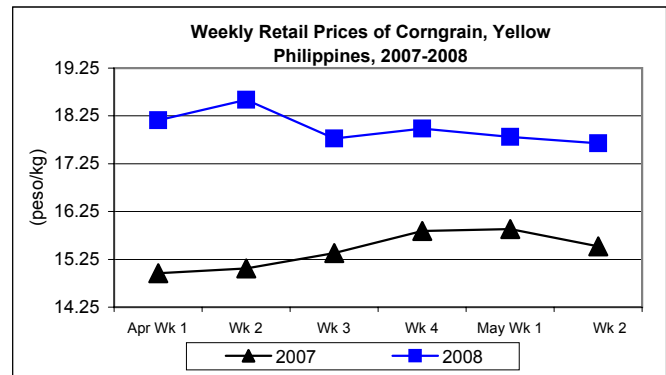
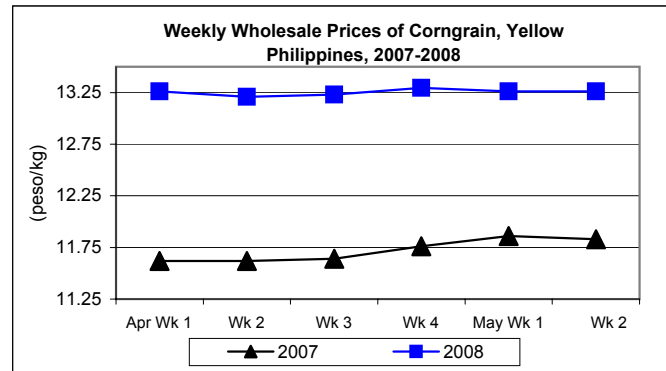


## E. Wholesale and Retail Prices of Corngrain, Yellow

☀ Wholesale price remained at last week's level while retail price continued to decline at rate lower than last week.

■ Wholesale price remained at P13.26/kg but still **up** by 12.09% compared to last year's quotation.

■ At retail, price of P17.68/kg was **below** last week's level by 0.73% but **above** by 13.92% over last year's price.

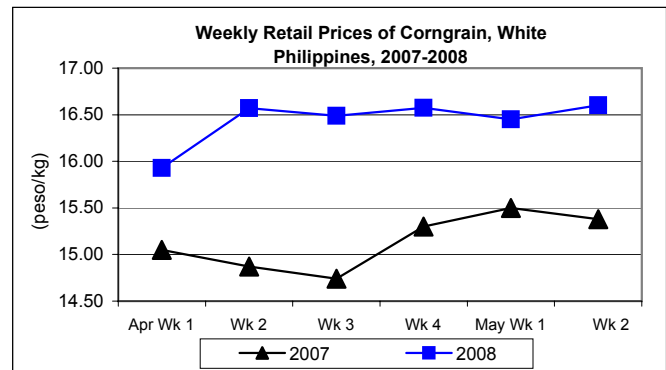
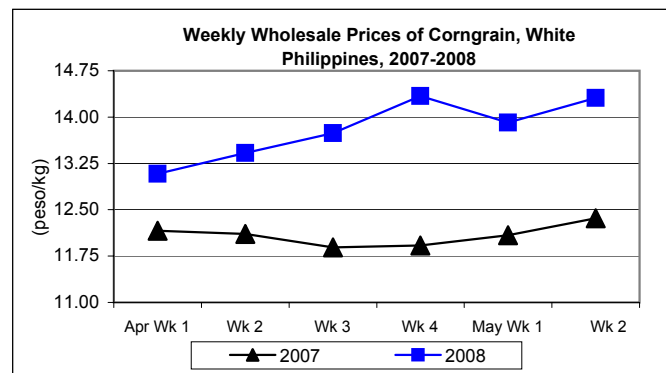


## F. Wholesale and Retail Prices of Corngrain, White

☀ Prices at both wholesale and retail levels recorded upward movements after weakening last week.

■ Wholesale price at P14.31/kg registered **increments** of 2.88% from last week's price and 15.78% compared to previous year's price level.

■ Retail price, which averaged at P16.60/kg **gained** 0.91% from last week's P16.45/kg and 7.93% from last year's P15.38/kg.



## Annex 1

### Comparative Weekly Farmgate, Wholesale and Retail Prices of Palay, Rice and Corn, Philippines

Month/Week	Palay (Dry)				Well Milled Rice (WMR)							
	Farmgate Prices				Wholesale Prices				Retail Prices			
	2007	2008	% Change		2007	2008	% Change		2007	2008	% Change	
(1)	(2)	(3)	(3)/(2)	(weekly)	(6)	(7)	(7)/(6)	(weekly)	(10)	(11)	(11)/(10)	(weekly)
Apr Wk 1	11.60	14.95	28.88	6.41	22.12	28.80	30.20	6.04	24.10	30.71	27.43	5.24
Wk 2	11.61	15.82	36.26	5.82	22.18	30.16	35.98	4.72	24.14	32.18	33.31	4.79
Wk 3	11.63	16.02	37.75	1.26	22.20	30.74	38.47	1.92	24.18	32.75	35.44	1.77
Wk 4	11.64	15.59	33.91	-2.71	22.24	31.02	39.47	0.91	24.26	33.17	36.73	1.29
May Wk 1	11.71	15.57	33.01	-0.11	22.22	30.85	38.84	-0.54	24.28	33.26	36.99	0.27
Wk 2	11.71	15.74	34.42	1.09	22.27	30.91	38.80	0.19	24.31	33.28	36.90	0.06

Month/Week	Regular Milled Rice (RMR)							
	Wholesale Prices				Retail Prices			
	2007	2008	% Change		2007	2008	% Change	
(1)	(2)	(3)	(3)/(2)	(weekly)	(6)	(7)	(7)/(6)	(weekly)
Apr Wk 1	20.31	26.71	31.51	5.41	21.81	28.40	30.22	5.73
Wk 2	20.38	28.22	38.47	5.65	21.89	29.70	35.68	4.58
Wk 3	20.36	28.82	41.55	2.13	21.93	30.35	38.39	2.19
Wk 4	20.39	29.16	43.03	1.19	22.01	30.75	39.69	1.31
May Wk 1	20.42	28.79	40.99	-1.28	22.01	30.83	40.07	0.27
Wk 2	20.40	29.09	42.60	1.04	21.97	30.93	40.78	0.32

Month/Week	Corngrain, Yellow											
	Farmgate Prices				Wholesale Prices				Retail Prices			
	2007	2008	% Change		2007	2008	% Change		2007	2008	% Change	
(1)	(2)	(3)	(3)/(2)	(weekly)	(6)	(7)	(7)/(6)	(weekly)	(10)	(11)	(11)/(10)	(weekly)
Apr Wk 1	10.26	11.10	8.19	0.18	11.62	13.26	14.11	0.61	14.96	18.16	21.39	1.51
Wk 2	10.33	11.09	7.36	-0.09	11.62	13.21	13.68	-0.38	15.06	18.59	23.44	2.37
Wk 3	10.36	11.01	6.27	-0.72	11.64	13.23	13.66	0.15	15.38	17.78	15.60	-4.36
Wk 4	10.49	10.91	4.00	-0.91	11.76	13.30	13.07	0.51	15.84	17.99	13.55	1.16
May Wk 1	10.69	10.80	1.03	-1.01	11.86	13.26	11.80	-0.28	15.88	17.81	12.15	-0.98
Wk 2	10.60	10.73	1.23	-0.65	11.83	13.26	12.09	0.00	15.52	17.68	13.92	-0.73

Month/Week	Corngrain, White											
	Farmgate Prices				Wholesale Prices				Retail Prices			
	2007	2008	% Change		2007	2008	% Change		2007	2008	% Change	
(1)	(2)	(3)	(3)/(2)	(weekly)	(6)	(7)	(7)/(6)	(weekly)	(10)	(11)	(11)/(10)	(weekly)
Apr Wk 1	11.50	12.42	8.00	2.99	12.16	13.08	7.57	0.38	15.05	15.93	5.85	1.14
Wk 2	11.53	13.08	13.44	5.31	12.11	13.42	10.82	2.60	14.87	16.57	11.43	4.02
Wk 3	11.44	12.93	13.02	-1.15	11.89	13.74	15.56	2.38	14.74	16.49	11.87	-0.48
Wk 4	11.82	13.68	15.74	5.81	11.92	14.34	20.31	4.38	15.30	16.57	8.32	0.50
May Wk 1	11.60	13.63	17.50	-0.37	12.09	13.91	15.05	-3.01	15.50	16.45	6.13	-0.74
Wk 2	11.65	13.75	18.03	0.88	12.36	14.31	15.78	2.88	15.38	16.60	7.93	0.91