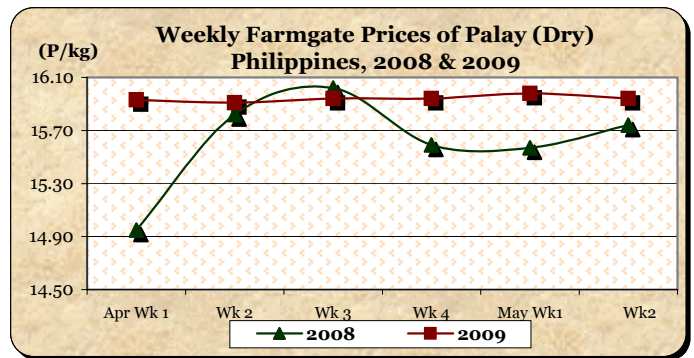


A. Farmgate Price of Palay

* Price at farmgate was on the downtrend after consecutive weeks of increases.

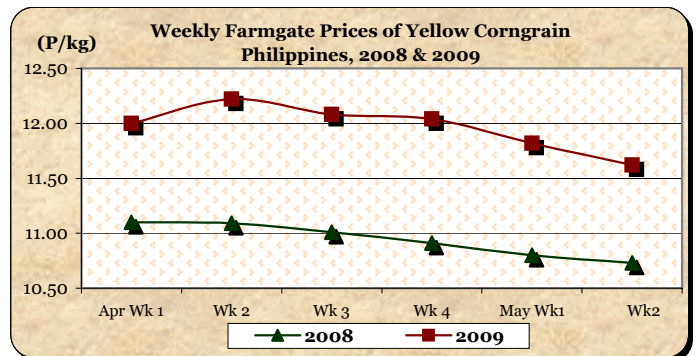
- Average price at P15.94/kg **decreased** by 0.25% from last week's price but still **higher** by 1.27% from last year's level.



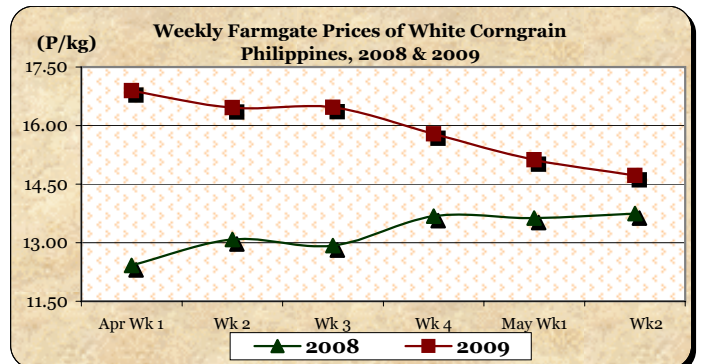
B. Farmgate Prices of Corngrain, Yellow and White

* Prices moved downward for both yellow and white corngrains.

- Yellow corngrain price at P11.62/kg was **down** by 1.69% from last week's quotation but was **up** by 8.29% over last year's price.



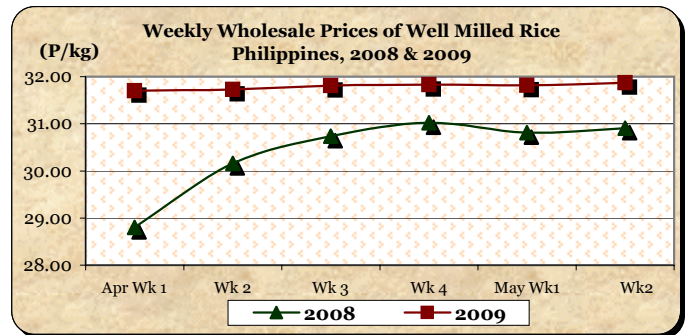
- White corngrain price at P14.72/kg **went down** by 2.65% from last week's P15.12/kg but **rose** by 7.05% relative to last year's P13.75/kg.



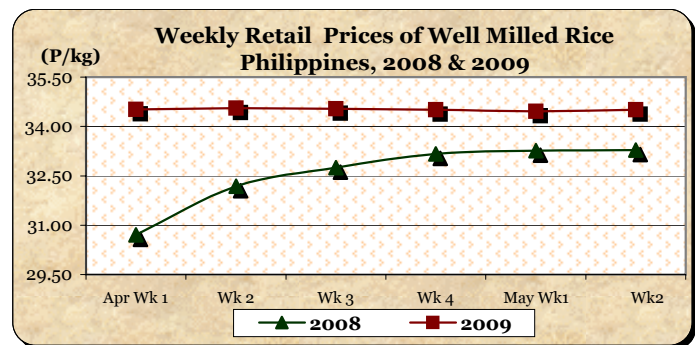
C. Wholesale and Retail Prices of Well Milled Rice (WMR)

* Wholesale and retail prices on the uptrend this week.

- Average wholesale price at P31.87/kg was 0.16% and 3.11% **above** last week's and last year's quotations, respectively.



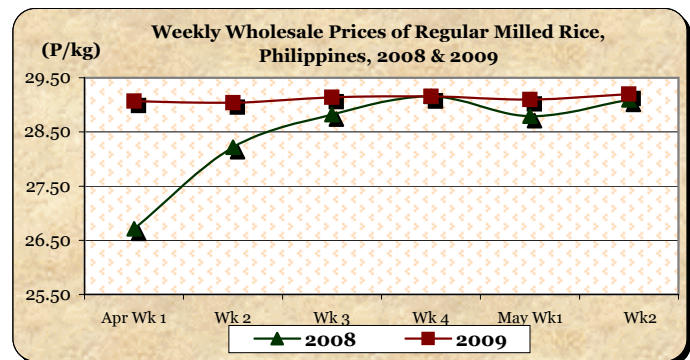
- Average retail price at P34.51/kg registered **gains** of 0.15% from last week's level and 3.70% compared to 2008 record.



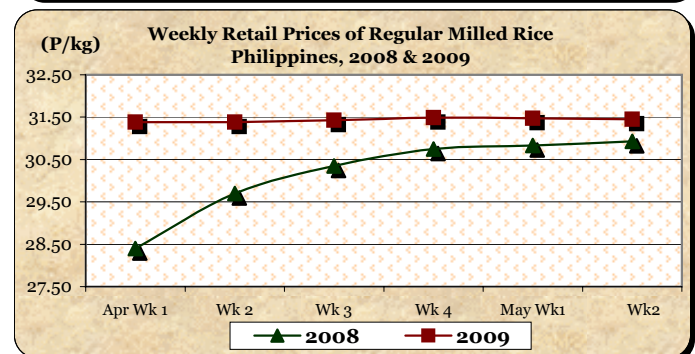
D. Wholesale and Retail Prices of Regular Milled Rice (RMR)

* Wholesale price recovered from last week's drop while retail price moved down further.

- Average wholesale price at P29.20/kg was **higher** by 0.34% from last week's P29.10/kg and by 0.38% from last year's P29.09/kg.



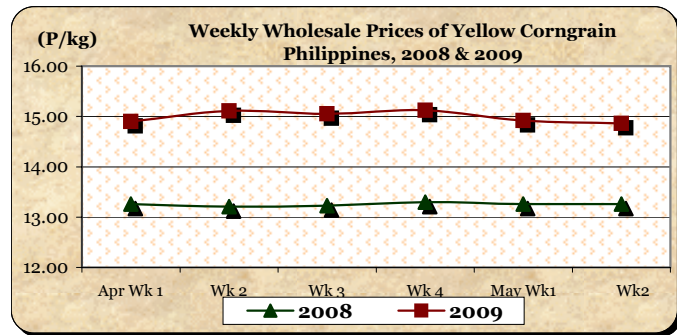
- Average retail price at P31.45/kg slid by 0.06% from last week's price but recorded a 1.68% **mark-up** over last year's level.



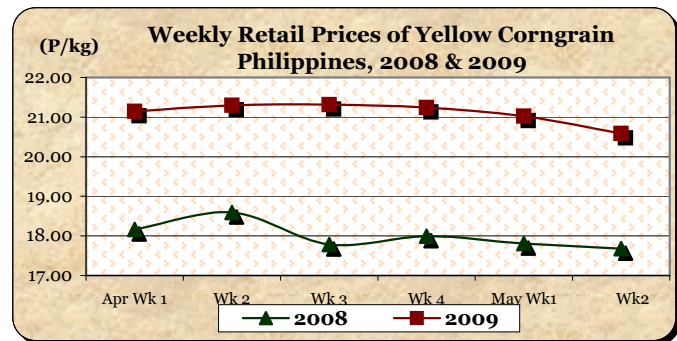
E. Wholesale and Retail Prices of Corngrain, Yellow

✳ **Both wholesale and retail prices sustained downward movements.**

■ At wholesale, average price at P14.86/kg was **reduced** by 0.40% from last week's record but **gained** by 12.07% from last year's price.



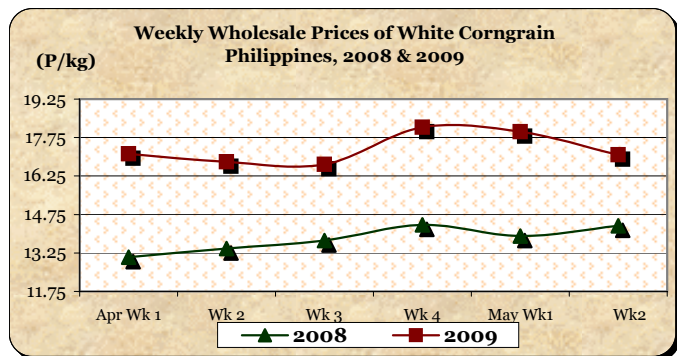
■ At retail, average price at P20.59/kg **declined** by 2.05% from last week's report but **grew** by 16.46% from last year's record.



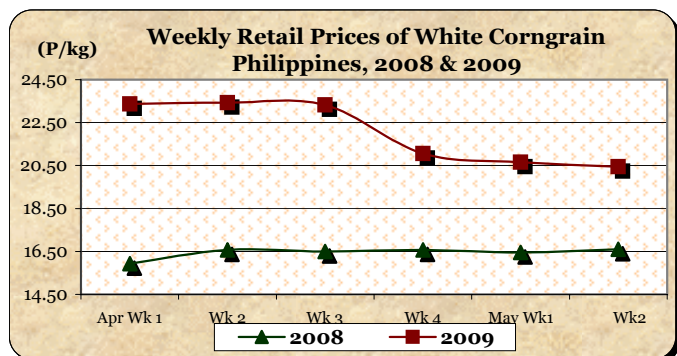
F. Wholesale and Retail Prices of Corngrain, White

✳ **The market recorded continuous price decreases at both wholesale and retail levels.**

■ Average wholesale price at P17.08/kg posted a 5.01% **cut** from last week's price but indicated a 19.36% **gain** over last year's record.



■ Average retail price at P20.45/kg was 0.97% **lower** than last week's P20.65/kg but was 23.19% **higher** than last year's P16.60/kg.



Annex 1

Comparative Weekly Farmgate, Wholesale and Retail Prices of Palay, Rice and Corn, Philippines

Month/Week	Palay (Dry)				Well Milled Rice (WMR)							
	Farmgate Prices				Wholesale Prices				Retail Prices			
	2008	2009	% Change		2008	2009	% Change		2008	2009	% Change	
(1)	(2)	(3)	(3)/(2)	(weekly)	(6)	(7)	(7)/(6)	(weekly)	(10)	(11)	(11)/(10)	(weekly)
Apr Wk 1	14.95	15.93	6.56	-0.06	28.80	31.70	10.07	-0.47	30.71	34.52	12.41	-0.03
Wk 2	15.82	15.91	0.57	-0.13	30.16	31.73	5.21	0.09	32.18	34.56	7.40	0.12
Wk 3	16.02	15.94	-0.50	0.19	30.74	31.81	3.48	0.25	32.75	34.54	5.47	-0.06
Wk 4	15.59	15.94	2.25	0.00	31.02	31.83	2.61	0.06	33.17	34.51	4.04	-0.09
May Wk 1R	15.57	15.98	2.63	0.25	30.81	31.82	3.28	-0.03	33.26	34.46	3.61	-0.14
Wk 2P	15.74	15.94	1.27	-0.25	30.91	31.87	3.11	0.16	33.28	34.51	3.70	0.15

Month/Week	Regular Milled Rice (RMR)							
	Wholesale Prices				Retail Prices			
	2008	2009	% Change		2008	2009	% Change	
(1)	(2)	(3)	(3)/(2)	(weekly)	(6)	(7)	(7)/(6)	(weekly)
Apr Wk 1	26.71	29.07	8.84	-0.21	28.40	31.38	10.49	-0.13
Wk 2	28.22	29.04	2.91	-0.10	29.70	31.38	5.66	0.00
Wk 3	28.82	29.14	1.11	0.34	30.35	31.43	3.56	0.16
Wk 4	29.16	29.16	0.00	0.07	30.75	31.49	2.41	0.19
May Wk 1R	28.79	29.10	1.08	-0.21	30.83	31.47	2.08	-0.06
Wk 2P	29.09	29.20	0.38	0.34	30.93	31.45	1.68	-0.06

Month/Week	Corngrain, Yellow											
	Farmgate Prices				Wholesale Prices				Retail Prices			
	2008	2009	% Change		2008	2009	% Change		2008	2009	% Change	
(1)	(2)	(3)	(3)/(2)	(weekly)	(6)	(7)	(7)/(6)	(weekly)	(10)	(11)	(11)/(10)	(weekly)
Apr Wk 1	11.10	12.00	8.11	0.33	13.26	14.90	12.37	1.02	18.16	21.14	16.41	-1.03
Wk 2	11.09	12.22	10.19	1.83	13.21	15.11	14.38	1.41	18.59	21.30	14.58	0.76
Wk 3	11.01	12.08	9.72	-1.15	13.23	15.05	13.76	-0.40	17.78	21.31	19.85	0.05
Wk 4	10.91	12.04	10.36	-0.33	13.30	15.12	13.68	0.47	17.99	21.24	18.07	-0.33
May Wk 1R	10.80	11.82	9.44	-1.83	13.26	14.92	12.52	-1.32	17.81	21.02	18.02	-1.04
Wk 2P	10.73	11.62	8.29	-1.69	13.26	14.86	12.07	-0.40	17.68	20.59	16.46	-2.05

Month/Week	Corngrain, White											
	Farmgate Prices				Wholesale Prices				Retail Prices			
	2008	2009	% Change		2008	2009	% Change		2008	2009	% Change	
(1)	(2)	(3)	(3)/(2)	(weekly)	(6)	(7)	(7)/(6)	(weekly)	(10)	(11)	(11)/(10)	(weekly)
Apr Wk 1	12.42	16.89	35.99	-0.24	13.08	17.11	30.81	-0.87	15.93	23.37	46.70	0.00
Wk 2	13.08	16.46	25.84	-2.55	13.42	16.81	25.26	-1.75	16.57	23.42	41.34	0.21
Wk 3	12.93	16.47	27.38	0.06	13.74	16.70	21.54	-0.65	16.49	23.33	41.48	-0.38
Wk 4	13.68	15.79	15.42	-4.13	14.34	18.15	26.57	8.68	16.57	21.05	27.04	-9.77
May Wk 1R	13.63	15.12	10.93	-4.24	13.91	17.98	29.26	-0.94	16.45	20.65	25.53	-1.90
Wk 2P	13.75	14.72	7.05	-2.65	14.31	17.08	19.36	-5.01	16.60	20.45	23.19	-0.97

Note: R-revised; P-preliminary

