

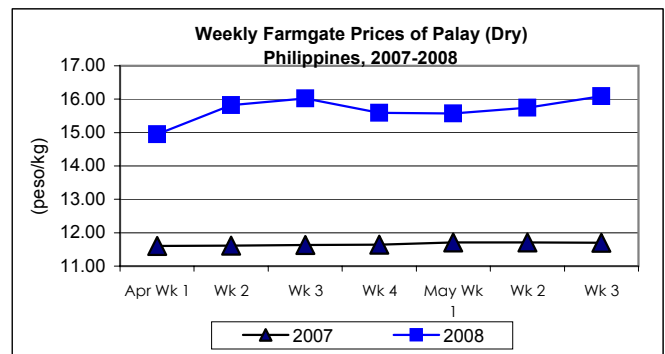


Updates on Palay, Rice & Corn Prices, May 14-20, 2008

A. Farmgate Price of Palay

* Farmgate price of palay sustained its upward movement.

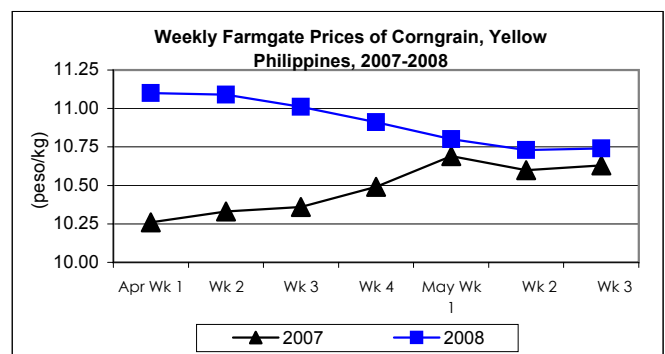
- The average farmgate price of P16.09/kg increased by 2.22% from the quotation last week and by 37.52% over the price in the same period last year.



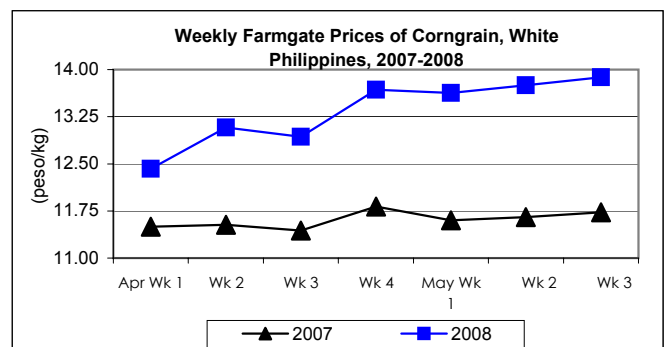
B. Farmgate Prices of Corngrain, Yellow and White

* Price of yellow corngrain slightly recovered from continuous weeks of decreases while that of white corngrain continued to increase at a higher rate.

- The average farmgate price of yellow corngrain at P10.74/kg was slightly up from last week's and last year's prices by 0.09% and 1.03%, respectively.



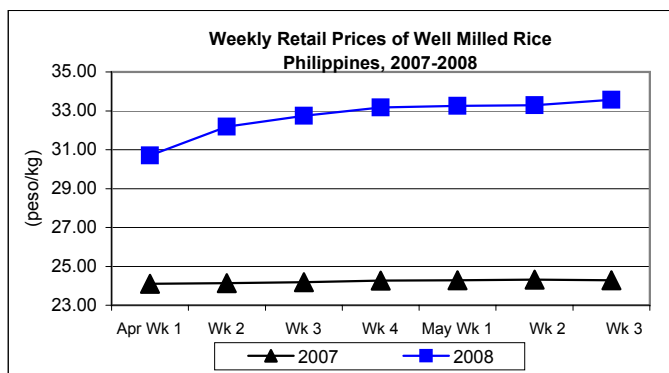
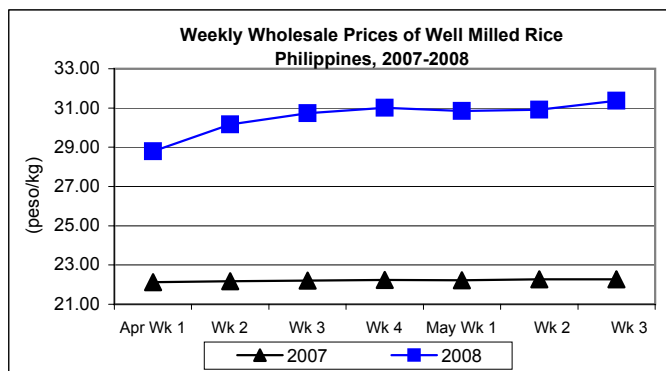
- Farmgate price of white corngrain averaged P13.88/kg and indicated increases of 0.95% from last week's price and 18.33% compared to previous year's level.



C. Wholesale and Retail Prices of Well Milled Rice (WMR)

☀ Both wholesale and retail prices continued to move upward at rates faster than what were recorded the previous weeks.

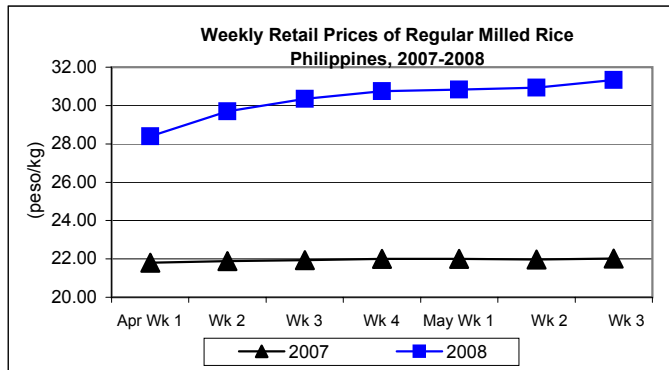
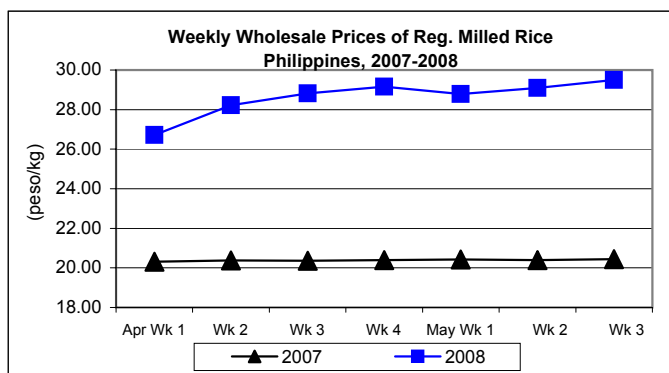
- Wholesale price at P31.37/kg recorded **increments of 1.49%** and 40.86% from prices of last week and last year, respectively.
- Retail price at P33.57/kg posted **increases of 0.87%** from price of previous week and 38.26% over that of previous year.



D. Wholesale and Retail Prices of Regular Milled Rice (RMR)

☀ Both wholesale and retail prices sustained last week's uptrends.

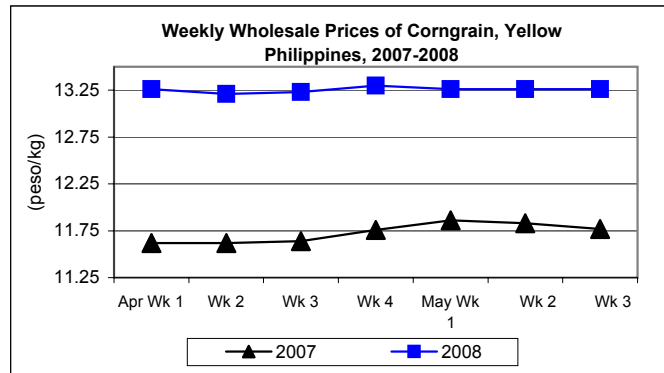
- At wholesale, average price of P29.50/kg **gained by 1.41%** and 44.25% compared to prices of last week and last year, respectively.
- At retail, price closed at P31.34/kg and **went up by 1.33%** from last week's price and by 42.33% relative to previous year's level.



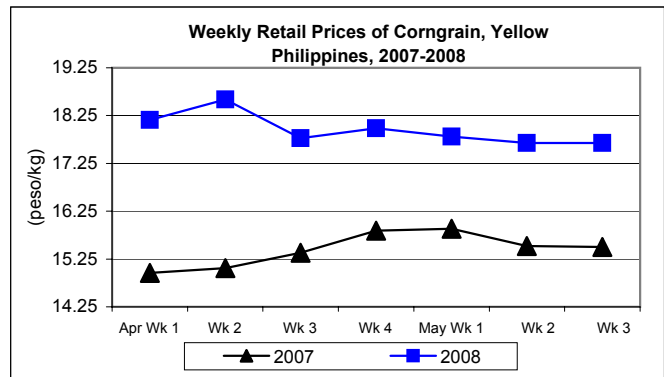
E. Wholesale and Retail Prices of Corngrain, Yellow

✦ Both wholesale and retail prices remained at last week's levels.

- Wholesale price remained at P13.26/kg for three (3) consecutive weeks but was **up** by 12.66% relative to 2007 record.



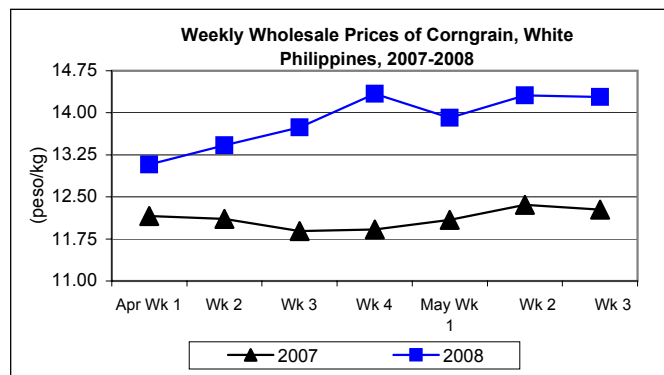
- Retail price **remained** at P17.68/kg but was **higher** by 14.06% over last year's level.



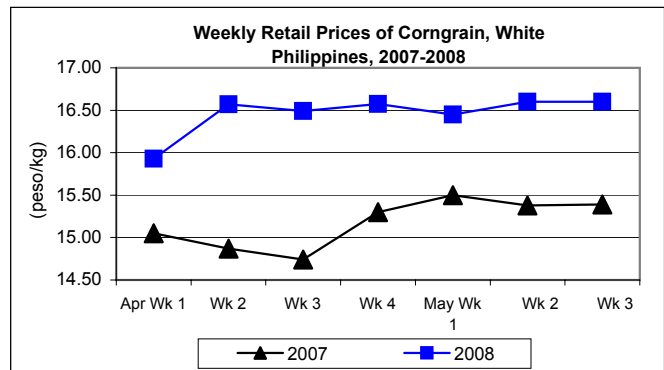
F. Wholesale and Retail Prices of Corngrain, White

✦ Wholesale price weakened while retail price maintained last week's record.

- Wholesale price at P14.28/kg was 0.21% **below** last week's level but 16.38% **above** the 2007 quotation.



- Retail price remained at P16.60/kg, higher by 7.86% relative to previous year's record of P15.39/kg.



Annex 1

Comparative Weekly Farmgate, Wholesale and Retail Prices of Palay, Rice and Corn, Philippines

Month/Week	Palay (Dry)				Well Milled Rice (WMR)							
	Farmgate Prices				Wholesale Prices				Retail Prices			
	2007	2008	% Change		2007	2008	% Change		2007	2008	% Change	
(1)	(2)	(3)	(3)/(2)	(weekly)	(6)	(7)	(7)/(6)	(weekly)	(10)	(11)	(11)/(10)	(weekly)
Apr Wk 1	11.60	14.95	28.88	6.41	22.12	28.80	30.20	6.04	24.10	30.71	27.43	5.24
Wk 2	11.61	15.82	36.26	5.82	22.18	30.16	35.98	4.72	24.14	32.18	33.31	4.79
Wk 3	11.63	16.02	37.75	1.26	22.20	30.74	38.47	1.92	24.18	32.75	35.44	1.77
Wk 4	11.64	15.59	33.91	-2.71	22.24	31.02	39.47	0.91	24.26	33.17	36.73	1.29
May Wk 1	11.71	15.57	33.01	-0.11	22.22	30.85	38.84	-0.54	24.28	33.26	36.99	0.27
Wk 2	11.71	15.74	34.42	1.09	22.27	30.91	38.80	0.19	24.31	33.28	36.90	0.06
Wk 3	11.70	16.09	37.52	2.22	22.27	31.37	40.86	1.49	24.28	33.57	38.26	0.87

Month/Week	Regular Milled Rice (RMR)							
	Wholesale Prices				Retail Prices			
	2007	2008	% Change		2007	2008	% Change	
(1)	(2)	(3)	(3)/(2)	(weekly)	(6)	(7)	(7)/(6)	(weekly)
Apr Wk 1	20.31	26.71	31.51	5.41	21.81	28.40	30.22	5.73
Wk 2	20.38	28.22	38.47	5.65	21.89	29.70	35.68	4.58
Wk 3	20.36	28.82	41.55	2.13	21.93	30.35	38.39	2.19
Wk 4	20.39	29.16	43.03	1.19	22.01	30.75	39.69	1.31
May Wk 1	20.42	28.79	40.99	-1.28	22.01	30.83	40.07	0.27
Wk 2	20.40	29.09	42.60	1.04	21.97	30.93	40.78	0.32
Wk 3	20.45	29.50	44.25	1.41	22.02	31.34	42.33	1.33

Month/Week	Corngrain, Yellow											
	Farmgate Prices				Wholesale Prices				Retail Prices			
	2007	2008	% Change		2007	2008	% Change		2007	2008	% Change	
(1)	(2)	(3)	(3)/(2)	(weekly)	(6)	(7)	(7)/(6)	(weekly)	(10)	(11)	(11)/(10)	(weekly)
Apr Wk 1	10.26	11.10	8.19	0.18	11.62	13.26	14.11	0.61	14.96	18.16	21.39	1.51
Wk 2	10.33	11.09	7.36	-0.09	11.62	13.21	13.68	-0.38	15.06	18.59	23.44	2.37
Wk 3	10.36	11.01	6.27	-0.72	11.64	13.23	13.66	0.15	15.38	17.78	15.60	-4.36
Wk 4	10.49	10.91	4.00	-0.91	11.76	13.30	13.07	0.51	15.84	17.99	13.55	1.16
May Wk 1	10.69	10.80	1.03	-1.01	11.86	13.26	11.80	-0.28	15.88	17.81	12.15	-0.98
Wk 2	10.60	10.73	1.23	-0.65	11.83	13.26	12.09	0.00	15.52	17.68	13.92	-0.73
Wk 3	10.63	10.74	1.03	0.09	11.77	13.26	12.66	0.00	15.50	17.68	14.06	0.00

Month/Week	Corngrain, White											
	Farmgate Prices				Wholesale Prices				Retail Prices			
	2007	2008	% Change		2007	2008	% Change		2007	2008	% Change	
(1)	(2)	(3)	(3)/(2)	(weekly)	(6)	(7)	(7)/(6)	(weekly)	(10)	(11)	(11)/(10)	(weekly)
Apr Wk 1	11.50	12.42	8.00	2.99	12.16	13.08	7.57	0.38	15.05	15.93	5.85	1.14
Wk 2	11.53	13.08	13.44	5.31	12.11	13.42	10.82	2.60	14.87	16.57	11.43	4.02
Wk 3	11.44	12.93	13.02	-1.15	11.89	13.74	15.56	2.38	14.74	16.49	11.87	-0.48
Wk 4	11.82	13.68	15.74	5.81	11.92	14.34	20.31	4.38	15.30	16.57	8.32	0.50
May Wk 1	11.60	13.63	17.50	-0.37	12.09	13.91	15.05	-3.01	15.50	16.45	6.13	-0.74
Wk 2	11.65	13.75	18.03	0.88	12.36	14.31	15.78	2.88	15.38	16.60	7.93	0.91
Wk 3	11.73	13.88	18.33	0.95	12.27	14.28	16.38	-0.21	15.39	16.60	7.86	0.00