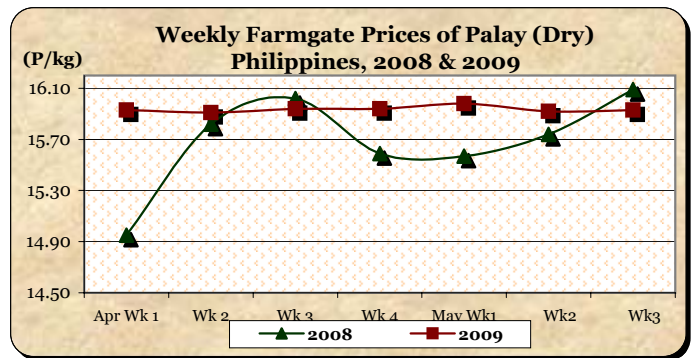


A. Farmgate Price of Palay

* Farmgate price slightly recovered from last week's weakening.

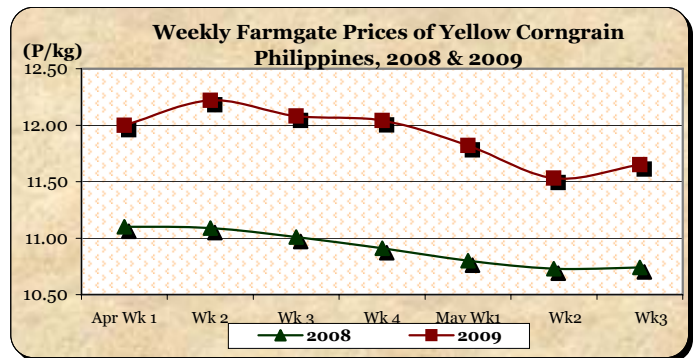
- Average price at P15.93/kg was **up** by 0.06% from last week's quotation but was **down** by 0.99% from last year's level.



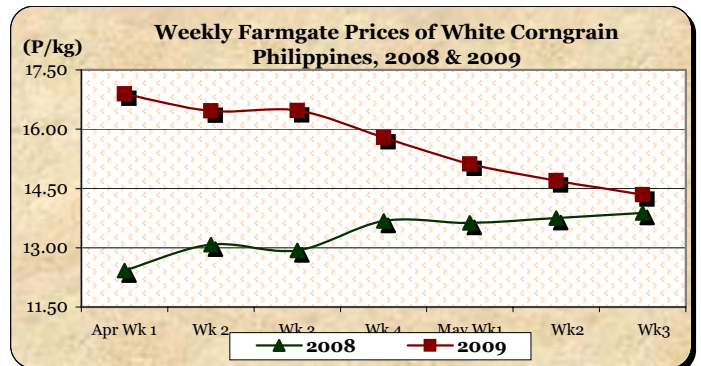
B. Farmgate Prices of Corngrain, Yellow and White

* Price of yellow corngrain moved upward after the downtrend on the last four (4) weeks while price of white corngrain sustained a downward movement.

- Yellow corngrain price at P11.65/kg indicated **increases** of 1.04% and 8.47% relative to prices of last week and last year, respectively.



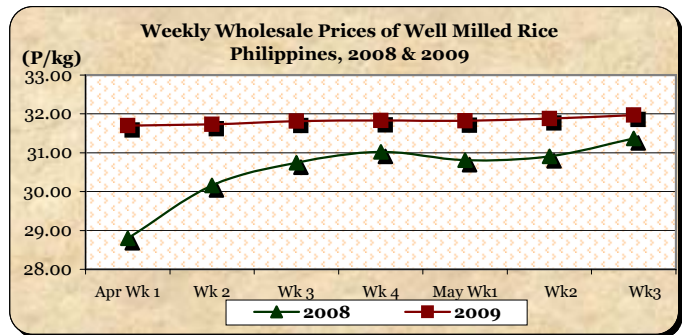
- White corngrain price at P14.34/kg was 2.45% **below** last week's P14.70/kg but was 3.31% **above** last year's P13.88/kg.



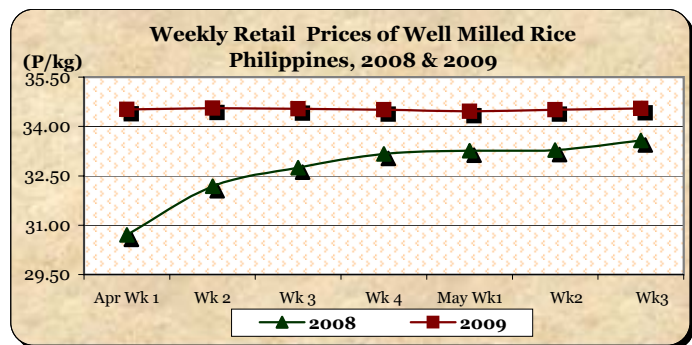
C. Wholesale and Retail Prices of Well Milled Rice (WMR)

* Both wholesale and retail prices continued to register mark-ups.

- Average wholesale price at P31.97/kg **gained** by 0.28% from last week's price and by 1.91% from last year's record.



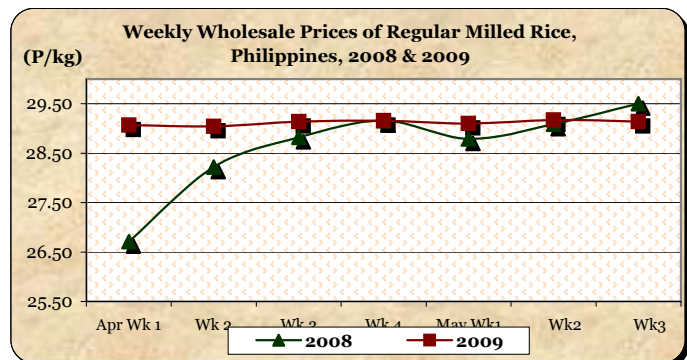
- Average retail price at P34.55/kg **increased** by 0.12% and 2.92% compared to last week's and last year's levels, respectively.



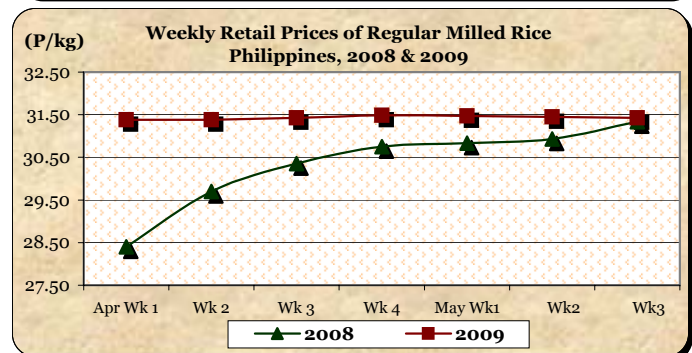
D. Wholesale and Retail Prices of Regular Milled Rice (RMR)

* Price reductions were recorded at both wholesale and retail levels.

- At wholesale, average price at P29.14/kg was **lower** by 0.10% from last week's P29.17/kg and by 1.22% from last year's P29.50/kg.



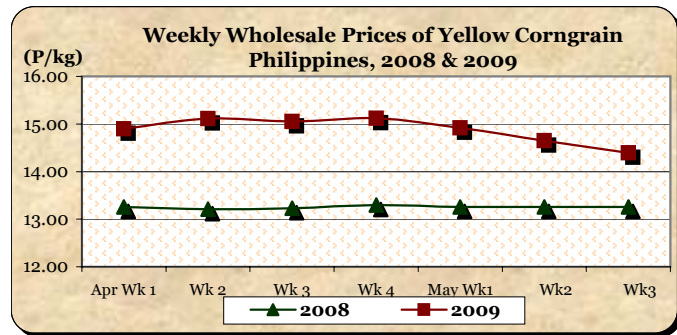
- At retail, average price at P31.43/kg **fell** by 0.06% from last week's level but **rose** by 0.29% from last year's report.



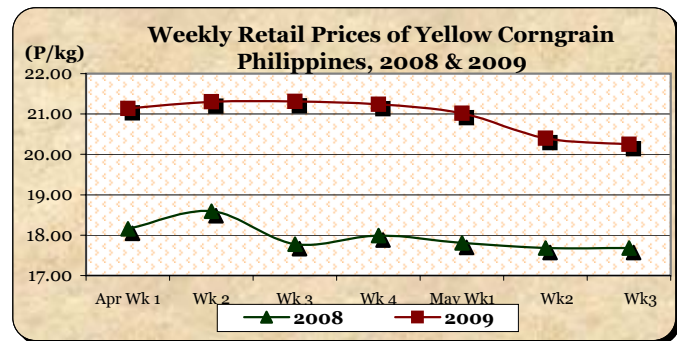
E. Wholesale and Retail Prices of Corngrain, Yellow

* Prices at both wholesale and retail levels were on a downtrend.

- At wholesale, average price at P14.39/kg posted a 1.77% **decrement** from last week's price but indicated an 8.52% **increment** relative to last year's quotation.



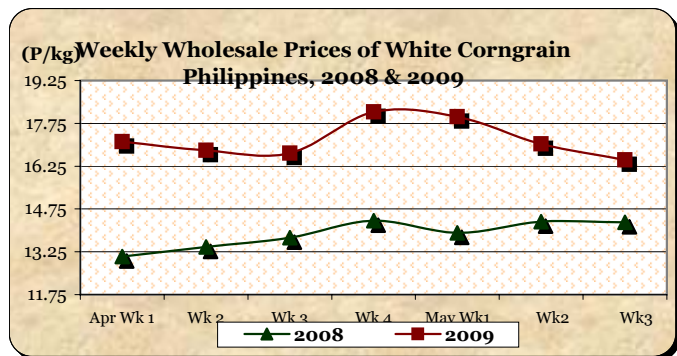
- At retail, average price at P20.25/kg **dropped** by 0.74% from last week's P20.40/kg but **grew** by 14.54% over last year's P17.68/kg.



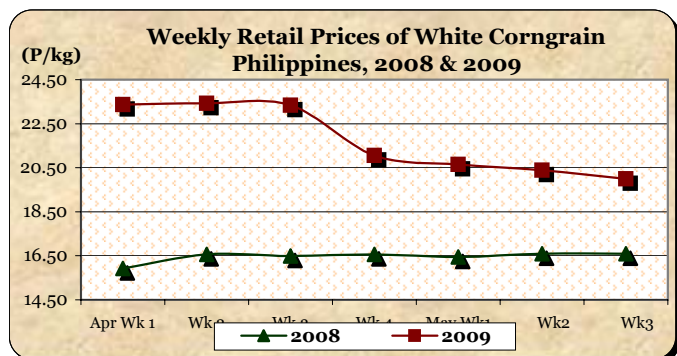
F. Wholesale and Retail Prices of Corngrain, White

* Downward trends of prices were sustained at both wholesale and retail levels.

- Average wholesale price at P16.47/kg was 3.29% **lower** than last week's level but 15.34% **higher** than last year's report.



- Average retail price at P20.00/kg recorded a reduction of 1.86% from last week's P20.38/kg but registered a 20.48% **gain** from last year's P16.60/kg.



Annex 1
Comparative Weekly Farmgate, Wholesale and Retail Prices of Palay, Rice and Corn, Philippines

Month/Week	Palay (Dry)				Well Milled Rice (WMR)							
	Farmgate Prices				Wholesale Prices				Retail Prices			
	2008	2009	% Change		2008	2009	% Change		2008	2009	% Change	
(1)	(2)	(3)	(3)/(2)	(weekly)	(6)	(7)	(7)/(6)	(weekly)	(10)	(11)	(11)/(10)	(weekly)
Apr Wk 1	14.95	15.93	6.56	-0.06	28.80	31.70	10.07	-0.47	30.71	34.52	12.41	-0.03
Wk 2	15.82	15.91	0.57	-0.13	30.16	31.73	5.21	0.09	32.18	34.56	7.40	0.12
Wk 3	16.02	15.94	-0.50	0.19	30.74	31.81	3.48	0.25	32.75	34.54	5.47	-0.06
Wk 4	15.59	15.94	2.25	0.00	31.02	31.83	2.61	0.06	33.17	34.51	4.04	-0.09
May Wk 1	15.57	15.98	2.63	0.25	30.81	31.82	3.28	-0.03	33.26	34.46	3.61	-0.14
Wk 2R	15.74	15.92	1.14	-0.38	30.91	31.88	3.14	0.19	33.28	34.51	3.70	0.15
Wk 3P	16.09	15.93	-0.99	0.06	31.37	31.97	1.91	0.28	33.57	34.55	2.92	0.12

Month/Week	Regular Milled Rice (RMR)							
	Wholesale Prices				Retail Prices			
	2008	2009	% Change		2008	2009	% Change	
(1)	(2)	(3)	(3)/(2)	(weekly)	(6)	(7)	(7)/(6)	(weekly)
Apr Wk 1	26.71	29.07	8.84	-0.21	28.40	31.38	10.49	-0.13
Wk 2	28.22	29.04	2.91	-0.10	29.70	31.38	5.66	0.00
Wk 3	28.82	29.14	1.11	0.34	30.35	31.43	3.56	0.16
Wk 4	29.16	29.16	0.00	0.07	30.75	31.49	2.41	0.19
May Wk 1	28.79	29.10	1.08	-0.21	30.83	31.47	2.08	-0.06
Wk 2R	29.09	29.17	0.28	0.24	30.93	31.45	1.68	-0.06
Wk 3P	29.50	29.14	-1.22	-0.10	31.34	31.43	0.29	-0.06

Month/Week	Corngrain, Yellow											
	Farmgate Prices				Wholesale Prices				Retail Prices			
	2008	2009	% Change		2008	2009	% Change		2008	2009	% Change	
(1)	(2)	(3)	(3)/(2)	(weekly)	(6)	(7)	(7)/(6)	(weekly)	(10)	(11)	(11)/(10)	(weekly)
Apr Wk 1	11.10	12.00	8.11	0.33	13.26	14.90	12.37	1.02	18.16	21.14	16.41	-1.03
Wk 2	11.09	12.22	10.19	1.83	13.21	15.11	14.38	1.41	18.59	21.30	14.58	0.76
Wk 3	11.01	12.08	9.72	-1.15	13.23	15.05	13.76	-0.40	17.78	21.31	19.85	0.05
Wk 4	10.91	12.04	10.36	-0.33	13.30	15.12	13.68	0.47	17.99	21.24	18.07	-0.33
May Wk 1	10.80	11.82	9.44	-1.83	13.26	14.92	12.52	-1.32	17.81	21.02	18.02	-1.04
Wk 2R	10.73	11.53	7.46	-2.45	13.26	14.65	10.48	-1.81	17.68	20.40	15.38	-2.95
Wk 3P	10.74	11.65	8.47	1.04	13.26	14.39	8.52	-1.77	17.68	20.25	14.54	-0.74

Month/Week	Corngrain, White											
	Farmgate Prices				Wholesale Prices				Retail Prices			
	2008	2009	% Change		2008	2009	% Change		2008	2009	% Change	
(1)	(2)	(3)	(3)/(2)	(weekly)	(6)	(7)	(7)/(6)	(weekly)	(10)	(11)	(11)/(10)	(weekly)
Apr Wk 1	12.42	16.89	35.99	-0.24	13.08	17.11	30.81	-0.87	15.93	23.37	46.70	0.00
Wk 2	13.08	16.46	25.84	-2.55	13.42	16.81	25.26	-1.75	16.57	23.42	41.34	0.21
Wk 3	12.93	16.47	27.38	0.06	13.74	16.70	21.54	-0.65	16.49	23.33	41.48	-0.38
Wk 4	13.68	15.79	15.42	-4.13	14.34	18.15	26.57	8.68	16.57	21.05	27.04	-9.77
May Wk 1R	13.63	15.12	10.93	-4.24	13.91	17.98	29.26	-0.94	16.45	20.65	25.53	-1.90
Wk 2R	13.75	14.70	6.91	-2.78	14.31	17.03	19.01	-5.28	16.60	20.38	22.77	-1.31
Wk 3P	13.88	14.34	3.31	-2.45	14.28	16.47	15.34	-3.29	16.60	20.00	20.48	-1.86

Note: R-revised; P-preliminary

