



Special Release No.: 2017 - 126

Quezon City, Philippines

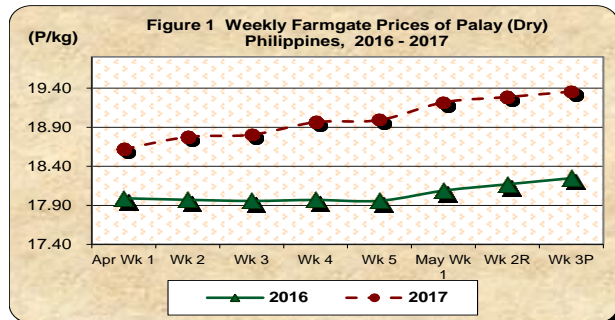
If you want to know more about these statistics
write or call Price Statistics Division
☎ 376-19-59
PSA Website: www.psa.gov.ph

UPDATES ON PALAY, RICE AND CORN PRICES Third Week of May 2017

A. Farmgate Price of Palay

* Farmgate price of palay is still on the uptrend

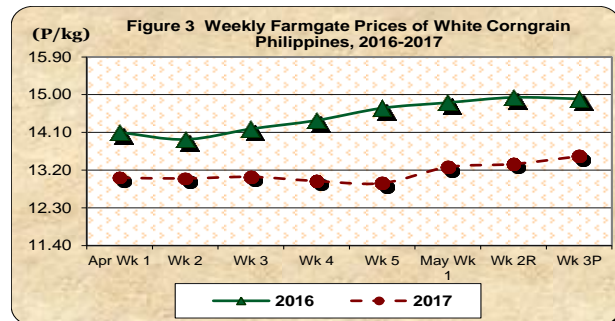
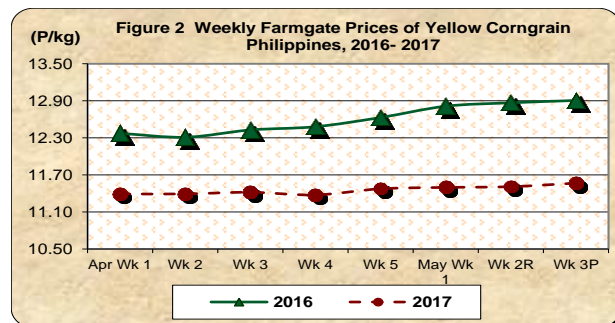
- The average price of palay at P19.36/kg **went up** by 0.36 percent from previous week's level of P19.29/kg. Similarly, it was **higher** by 6.07 percent compared to its price a year ago (*Table 1*).



B. Farmgate Prices of Yellow and White Corngrains

* Both yellow and white corngrains maintain price increases

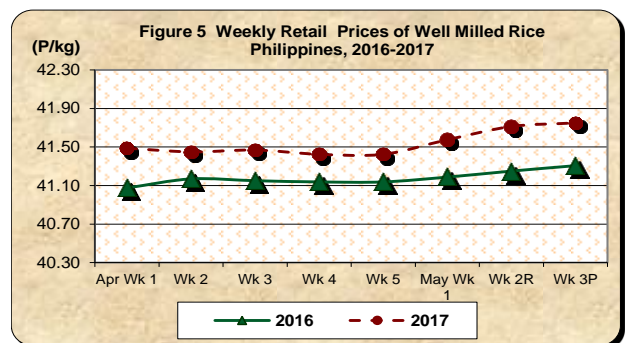
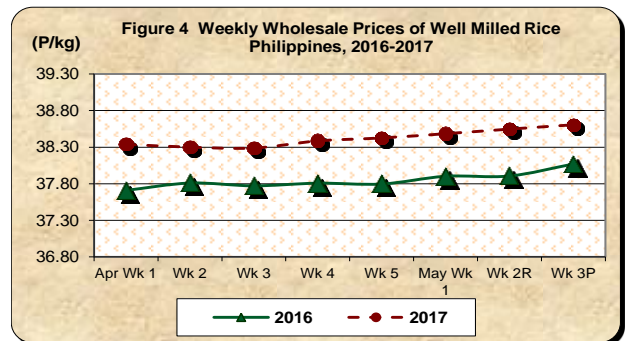
- This week's average price of yellow corngrain at P11.57/kg **inched up** by 0.49 percent from P11.51/kg in the previous week. Compared to the previous year's price of P12.91/kg, it **dropped** by 10.38 percent (*Table 2*).
- The average price of white corngrain at P13.53/kg registered price **increase** from previous week's level by 1.40 percent. Relative to the previous year's level of P14.90/kg, it **went down** by 9.19 percent (*Table 2*).



C. Wholesale and Retail Prices of Well Milled Rice (WMR)

★ Price movements at both wholesale and retail trades of well milled rice continue to move upward

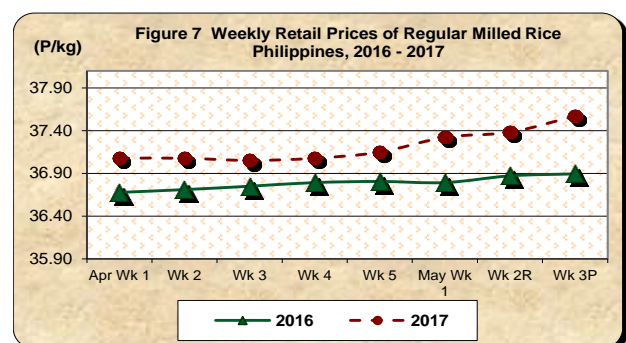
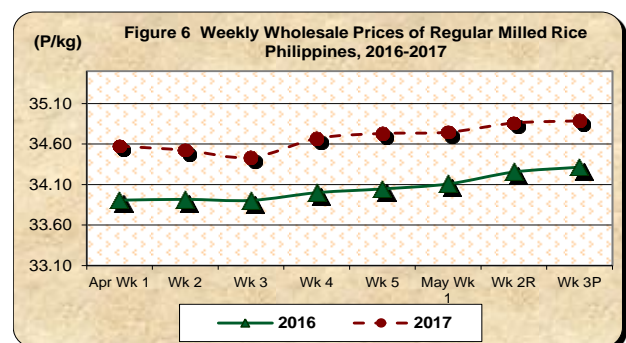
- The average wholesale price of well milled rice during the week at P38.61/kg **rose** at a lower rate of 0.15 percent compared from 0.16 percent recorded in the previous week. On an annual basis, it **gained** by 1.41 percent (*Table 1*).
- The average retail price of well milled rice at P41.75/kg **picked up** by 0.09 percent from a week ago level of P41.71/kg. It was, likewise, **higher** by 1.07 percent compared to the same week in the previous year (*Table 1*).



D. Wholesale and Retail Prices of Regular Milled Rice (RMR)

★ Wholesale and retail trades of regular milled rice continue to climb

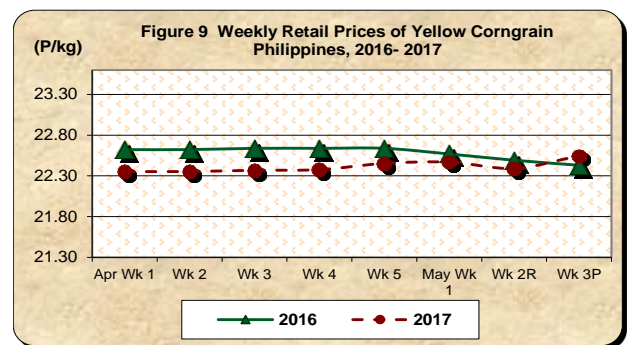
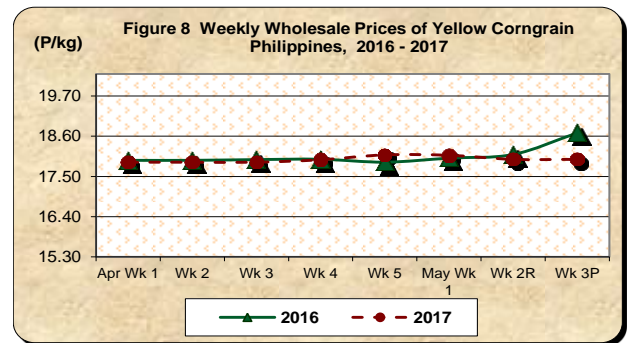
- During the week, the average wholesale price of regular milled rice at P34.89/kg posted **growth** from a week ago level by 0.08 percent. It likewise, recorded a price **mark-up** from previous year's level by 1.67 percent (*Table 1*).
- The average retail price of regular milled rice at P37.57/kg was **higher** by 0.50 percent from P37.38/kg in the previous week. Relative to the previous year's quotation of P36.89/kg, it also **went up** by 1.83 percent (*Table 1*).



E. Wholesale and Retail Prices of Corngrain, Yellow

* No price movement is seen at the wholesale trade while price recovers at the retail trade

- The average wholesale price of yellow corngrain remained **stable** for two (2) consecutive weeks now at P17.97/kg. Relative to the previous year's price of P18.69/kg, it **declined** by 3.86 percent (*Table 2*).
- The average retail price of yellow corngrain at P22.55/kg **increased** by 0.69 percent from previous week's level. Compared to a year ago level, it **gained** by 0.51 percent (*Table 2*).



F. Wholesale and Retail Prices of Corngrain, White

* Continuous price gains are observed at both wholesale and retail trades

- The average wholesale price of white corngrain at P17.63/kg recorded an **increment** from previous week's record by 2.92 percent. On the other hand, it **fell** by 11.76 percent from previous year's price level of P19.98/kg (*Table 2*).
- Meanwhile at the retail trade, the average price of white corngrain registered this week at P30.10/kg. It posted price **hike** from previous week's level by 0.56 percent. Moreover, it was **higher** than the quotation of the previous year by 25.31 percent (*Table 2*).

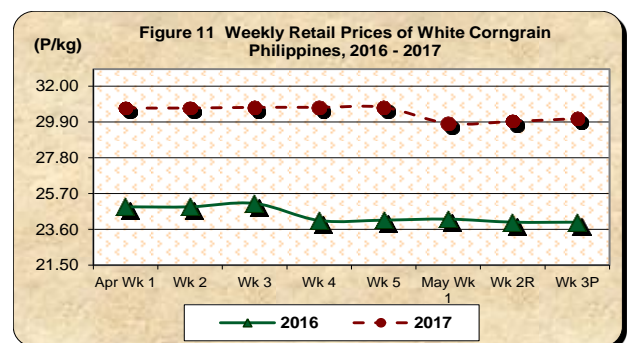
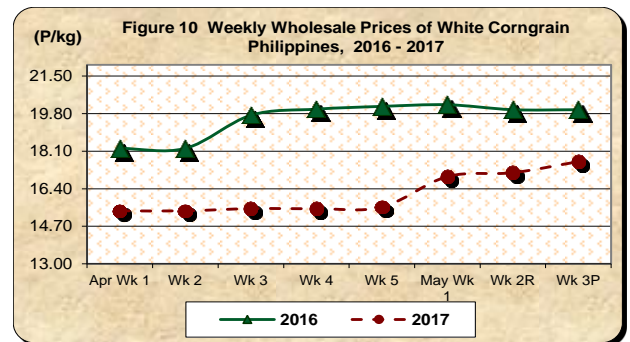


Table 1 Weekly Farmgate, Wholesale and Retail Prices of Palay and Rice in the Philippines
(First Week of April 2017 to Third Week of May 2017)

(Prices per Kilogram)

Month/Week	Palay (Dry)				Well Milled Rice (WMR)							
	Farmgate Prices				Wholesale Prices				Retail Prices			
	2017	2016	% Change		2017	2016	% Change		2017	2016	% Change	
			Annual	Weekly			Annual	Weekly			Annual	Weekly
(1)	(2)	(3)	(4)	(5)	(6)	(7)	(8)	(9)	(10)	(11)	(12)	
Apr Wk 1	18.62	17.99	3.50	0.14	38.34	37.71	1.67	-0.10	41.49	41.08	1.00	0.15
Wk 2	18.78	17.97	4.48	0.83	38.30	37.81	1.30	-0.10	41.45	41.17	0.68	-0.09
Wk 3	18.80	17.96	4.72	0.15	38.29	37.77	1.37	-0.03	41.47	41.15	0.77	0.05
Wk 4	18.96	17.97	5.54	0.85	38.39	37.81	1.53	0.25	41.42	41.14	0.70	-0.11
Wk 5	18.99	17.96	5.75	0.15	38.43	37.80	1.67	0.11	41.42	41.14	0.70	0.00
May Wk 1	19.22	18.09	6.25	1.19	38.48	37.90	1.53	0.15	41.58	41.19	0.94	0.36
Wk 2 ^R	19.29	18.17	6.14	0.35	38.55	37.91	1.69	0.16	41.71	41.25	1.12	0.33
Wk 3 ^P	19.36	18.25	6.07	0.36	38.61	38.07	1.41	0.15	41.75	41.31	1.07	0.09

Table 1- (Concluded)

Month/Week	Regular Milled Rice (RMR)							
	Wholesale Prices				Retail Prices			
	2017	2016	% Change		2017	2016	% Change	
			Annual	Weekly			Annual	Weekly
(13)	(14)	(15)	(16)	(17)	(18)	(19)	(20)	
Apr Wk 1	34.58	33.91	1.97	0.17	37.08	36.68	1.09	0.39
Wk 2	34.52	33.92	1.79	-0.15	37.08	36.71	1.00	0.00
Wk 3	34.43	33.90	1.56	-0.26	37.05	36.75	0.82	-0.07
Wk 4	34.67	34.00	1.97	0.68	37.08	36.79	0.78	0.07
Wk 5	34.73	34.05	2.01	0.18	37.15	36.81	0.93	0.19
May Wk 1	34.75	34.11	1.87	0.04	37.32	36.79	1.44	0.47
Wk 2 ^R	34.86	34.25	1.77	0.33	37.38	36.87	1.39	0.16
Wk 3 ^P	34.89	34.31	1.67	0.08	37.57	36.89	1.83	0.50

Table 2 Weekly Farmgate, Wholesale and Retail Prices of Corn in the Philippines
(First Week of April 2017 to Third Week of May 2017)

(Prices per Kilogram)

Month/Week	Corngrain, Yellow											
	Farmgate Prices				Wholesale Prices				Retail Prices			
	2017	2016	% Change		2017	2016	% Change		2017	2016	% Change	
			Annual	Weekly			Annual	Weekly			Annual	Weekly
(1)	(2)	(3)	(4)	(5)	(6)	(7)	(8)	(9)	(10)	(11)	(12)	
Apr Wk 1	11.39	12.37	-7.93	-0.56	17.89	17.94	-0.28	0.12	22.35	22.62	-1.19	-2.17
Wk 2	11.39	12.31	-7.46	0.00	17.89	17.94	-0.28	0.00	22.35	22.62	-1.19	0.00
Wk 3	11.42	12.43	-8.12	0.23	17.89	17.96	-0.40	0.00	22.37	22.64	-1.19	0.07
Wk 4	11.38	12.48	-8.85	-0.38	17.96	17.97	-0.08	0.37	22.38	22.64	-1.16	0.03
Wk 5	11.48	12.63	-9.14	0.87	18.09	17.89	1.11	0.74	22.45	22.64	-0.82	0.34
May Wk 1	11.50	12.81	-10.26	0.19	18.08	18.00	0.43	-0.06	22.47	22.57	-0.44	0.07
Wk 2 ^R	11.51	12.87	-10.55	0.11	17.97	18.10	-0.74	-0.61	22.39	22.49	-0.44	-0.34
Wk 3 ^P	11.57	12.91	-10.38	0.49	17.97	18.69	-3.86	0.00	22.55	22.43	0.51	0.69

Table 2- (Concluded)

Month/Week	Corngrain, White											
	Farmgate Prices				Wholesale Prices				Retail Prices			
	2017	2016	% Change		2017	2016	% Change		2017	2016	% Change	
			Annual	Weekly			Annual	Weekly			Annual	Weekly
(13)	(14)	(15)	(16)	(17)	(18)	(19)	(20)	(21)	(22)	(23)	(24)	
Apr Wk 1	13.02	14.10	-7.68	0.19	15.40	18.23	-15.50	0.87	30.72	24.92	23.27	10.82
Wk 2	13.00	13.93	-6.68	-0.13	15.40	18.23	-15.50	0.00	30.72	24.92	23.27	0.00
Wk 3	13.04	14.18	-8.07	0.29	15.50	19.73	-21.42	0.65	30.76	25.12	22.45	0.13
Wk 4	12.94	14.39	-10.06	-0.76	15.50	20.00	-22.50	0.00	30.76	24.12	27.53	0.00
Wk 5	12.89	14.68	-12.19	-0.39	15.57	20.13	-22.65	0.43	30.76	24.14	27.42	0.00
May Wk 1	13.27	14.81	-10.39	2.96	16.95	20.20	-16.09	8.89	29.82	24.20	23.21	-3.07
Wk 2 ^R	13.34	14.93	-10.64	0.56	17.13	19.98	-14.27	1.03	29.93	24.02	24.62	0.39
Wk 3 ^P	13.53	14.90	-9.19	1.40	17.63	19.98	-11.76	2.92	30.10	24.02	25.31	0.56

Source: Weekly Cereals and Fertilizers Price Monitoring (WCFPM)

Note: R-revised; P-preliminary