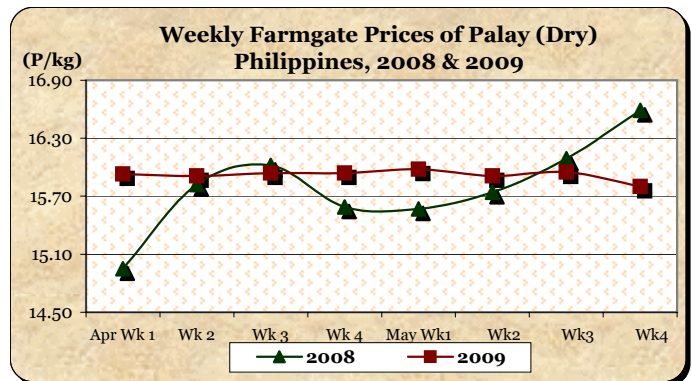


A. Farmgate Price of Palay

* Farmgate price softened this week.

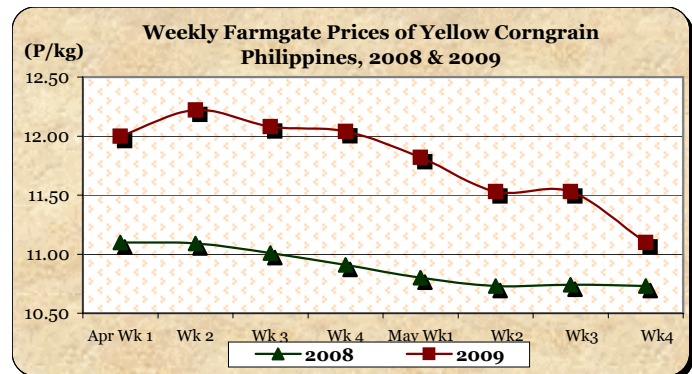
- Average price at P15.80/kg **decreased** by 0.94% and 4.76% from prices of last week and last year, respectively.



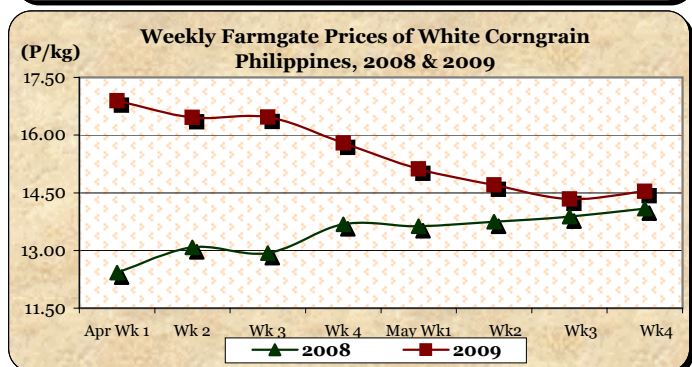
B. Farmgate Prices of Corngrain, Yellow and White

* Yellow corngrain price resumed its downward movement after being stable last week. White corngrain price, on the other hand, recovered from a continuous downtrend.

- Yellow corngrain price at P11.10/kg was 3.73% **lower** than last week's quotation but was 3.45% **higher** than last year's level.



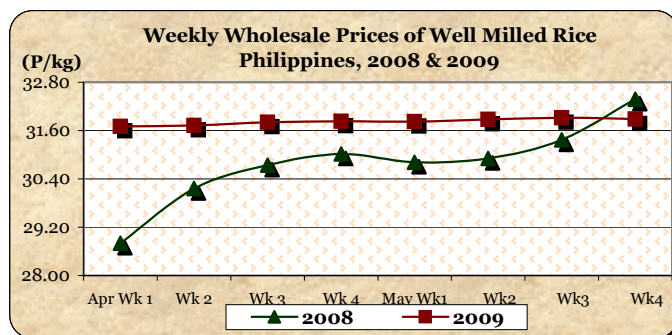
- White corngrain price at P14.54/kg indicated **increments** of 1.39% and 3.19% from last week's P14.34/kg and last year's P14.09/kg, respectively.



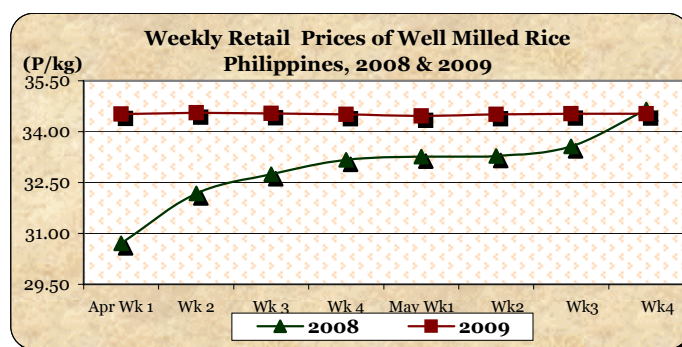
C. Wholesale and Retail Prices of Well Milled Rice (WMR)

* Price at wholesale declined after two consecutive weeks of increases while price at retail was stable at last week's level.

■ At wholesale, average price at P31.89/kg **dropped** by 0.09% from last week's level and by 1.51% from last year's report.



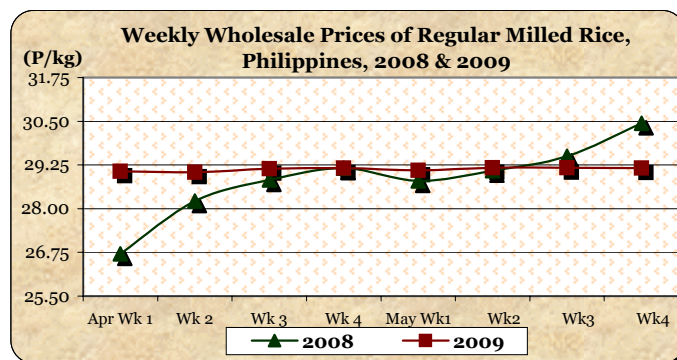
■ At retail, average price remained at last week's level of P34.53/kg. This was 0.35% **lower** than last year's price.



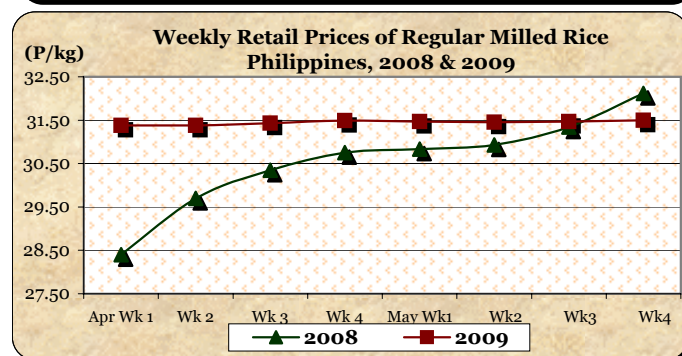
D. Wholesale and Retail Prices of Regular Milled Rice (RMR)

* Wholesale price slightly moved down while retail price continued to go up.

■ Average wholesale price at P29.16/kg **slid** by 0.03% and 4.20% from quotations of last week and last year, respectively.



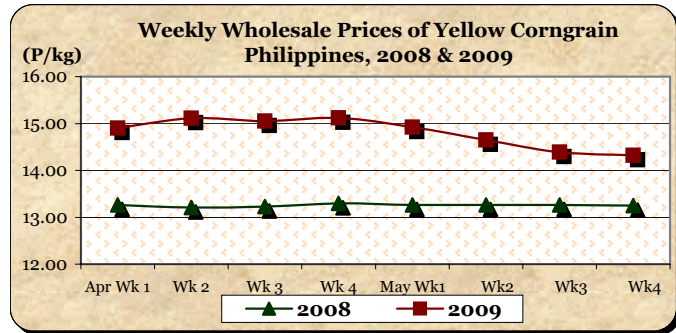
■ Average retail price at P31.50/kg was 0.10% **above** last week's price but 1.93% **below** 2008 record.



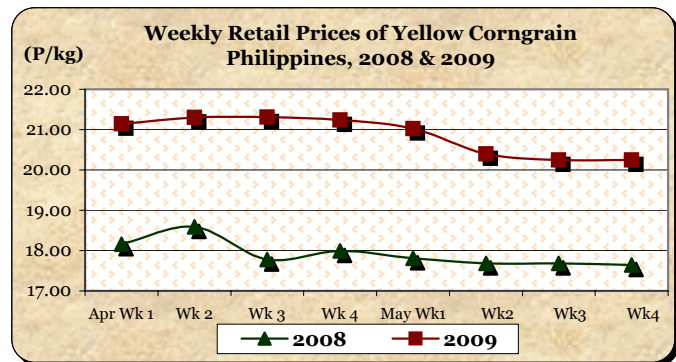
E. Wholesale and Retail Prices of Corngrain, Yellow

* Wholesale price sustained a downtrend while retail price remained at last week's level.

- At wholesale, average price at P14.32/kg registered a 0.49% cut from last week's P14.39/kg but reflected an 8.08% mark-up relative to last year's P13.25/kg.



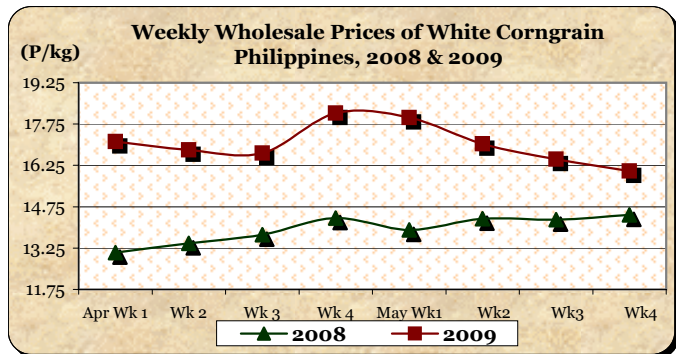
- At retail, average price was unchanged at last week's level of P20.25/kg. Compared to last year's level, this went up by 14.80%.



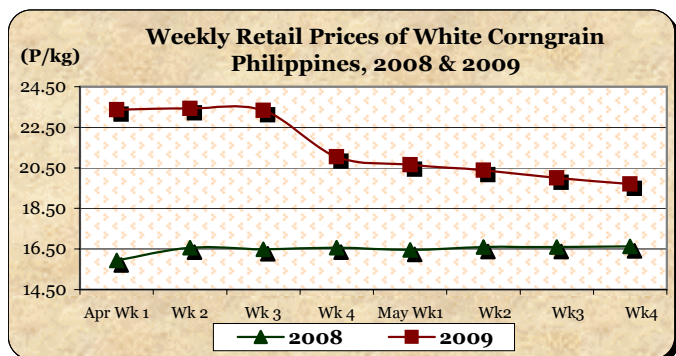
F. Wholesale and Retail Prices of Corngrain, White

* Sustained price decreases were noted at both wholesale and retail levels.

- Average wholesale price at P16.05/kg posted a decrement of 2.55% from last week's price but indicated an increment of 11.00% over last year's quotation.



- Average retail price at P19.70/kg registered a reduction of 1.50% from last week's level but reflected a gain of 18.46% from 2008 record.



Annex 1

Comparative Weekly Farmgate, Wholesale and Retail Prices of Palay, Rice and Corn, Philippines

Month/Week	Palay (Dry)				Well Milled Rice (WMR)							
	Farmgate Prices				Wholesale Prices				Retail Prices			
	2008	2009	% Change		2008	2009	% Change		2008	2009	% Change	
(1)	(2)	(3)	(3)/(2)	(weekly)	(6)	(7)	(7)/(6)	(weekly)	(10)	(11)	(11)/(10)	(weekly)
Apr Wk 1	14.95	15.93	6.56	-0.06	28.80	31.70	10.07	-0.47	30.71	34.52	12.41	-0.03
Wk 2	15.82	15.91	0.57	-0.13	30.16	31.73	5.21	0.09	32.18	34.56	7.40	0.12
Wk 3	16.02	15.94	-0.50	0.19	30.74	31.81	3.48	0.25	32.75	34.54	5.47	-0.06
Wk 4	15.59	15.94	2.25	0.00	31.02	31.83	2.61	0.06	33.17	34.51	4.04	-0.09
May Wk 1	15.57	15.98	2.63	0.25	30.81	31.82	3.28	-0.03	33.26	34.46	3.61	-0.14
Wk 2	15.74	15.91	1.08	-0.44	30.91	31.88	3.14	0.19	33.28	34.51	3.70	0.15
Wk 3R	16.09	15.95	-0.87	0.25	31.37	31.92	1.75	0.13	33.57	34.53	2.86	0.06
Wk 4P	16.59	15.80	-4.76	-0.94	32.38	31.89	-1.51	-0.09	34.65	34.53	-0.35	0.00

Month/Week	Regular Milled Rice (RMR)							
	Wholesale Prices				Retail Prices			
	2008	2009	% Change		2008	2009	% Change	
(1)	(2)	(3)	(3)/(2)	(weekly)	(6)	(7)	(7)/(6)	(weekly)
Apr Wk 1	26.71	29.07	8.84	-0.21	28.40	31.38	10.49	-0.13
Wk 2	28.22	29.04	2.91	-0.10	29.70	31.38	5.66	0.00
Wk 3	28.82	29.14	1.11	0.34	30.35	31.43	3.56	0.16
Wk 4	29.16	29.16	0.00	0.07	30.75	31.49	2.41	0.19
May Wk 1	28.79	29.10	1.08	-0.21	30.83	31.47	2.08	-0.06
Wk 2	29.09	29.17	0.28	0.24	30.93	31.45	1.68	-0.06
Wk 3R	29.50	29.17	-1.12	0.00	31.34	31.47	0.41	0.06
Wk 4P	30.44	29.16	-4.20	-0.03	32.12	31.50	-1.93	0.10

Month/Week	Corngrain, Yellow											
	Farmgate Prices				Wholesale Prices				Retail Prices			
	2008	2009	% Change		2008	2009	% Change		2008	2009	% Change	
(1)	(2)	(3)	(3)/(2)	(weekly)	(6)	(7)	(7)/(6)	(weekly)	(10)	(11)	(11)/(10)	(weekly)
Apr Wk 1	11.10	12.00	8.11	0.33	13.26	14.90	12.37	1.02	18.16	21.14	16.41	-1.03
Wk 2	11.09	12.22	10.19	1.83	13.21	15.11	14.38	1.41	18.59	21.30	14.58	0.76
Wk 3	11.01	12.08	9.72	-1.15	13.23	15.05	13.76	-0.40	17.78	21.31	19.85	0.05
Wk 4	10.91	12.04	10.36	-0.33	13.30	15.12	13.68	0.47	17.99	21.24	18.07	-0.33
May Wk 1	10.80	11.82	9.44	-1.83	13.26	14.92	12.52	-1.32	17.81	21.02	18.02	-1.04
Wk 2	10.73	11.53	7.46	-2.45	13.26	14.65	10.48	-1.81	17.68	20.40	15.38	-2.95
Wk 3R	10.74	11.53	7.36	0.00	13.26	14.39	8.52	-1.77	17.68	20.25	14.54	-0.74
Wk 4P	10.73	11.10	3.45	-3.73	13.25	14.32	8.08	-0.49	17.64	20.25	14.80	0.00

Month/Week	Corngrain, White											
	Farmgate Prices				Wholesale Prices				Retail Prices			
	2008	2009	% Change		2008	2009	% Change		2008	2009	% Change	
(1)	(2)	(3)	(3)/(2)	(weekly)	(6)	(7)	(7)/(6)	(weekly)	(10)	(11)	(11)/(10)	(weekly)
Apr Wk 1	12.42	16.89	35.99	-0.24	13.08	17.11	30.81	-0.87	15.93	23.37	46.70	0.00
Wk 2	13.08	16.46	25.84	-2.55	13.42	16.81	25.26	-1.75	16.57	23.42	41.34	0.21
Wk 3	12.93	16.47	27.38	0.06	13.74	16.70	21.54	-0.65	16.49	23.33	41.48	-0.38
Wk 4	13.68	15.79	15.42	-4.13	14.34	18.15	26.57	8.68	16.57	21.05	27.04	-9.77
May Wk 1	13.63	15.12	10.93	-4.24	13.91	17.98	29.26	-0.94	16.45	20.65	25.53	-1.90
Wk 2	13.75	14.70	6.91	-2.78	14.31	17.03	19.01	-5.28	16.60	20.38	22.77	-1.31
Wk 3R	13.88	14.34	3.31	-2.45	14.28	16.47	15.34	-3.29	16.60	20.00	20.48	-1.86
Wk 4P	14.09	14.54	3.19	1.39	14.46	16.05	11.00	-2.55	16.63	19.70	18.46	-1.50

Note: R-revised; P-preliminary

