



Special Release No.: 2017 - 131

Quezon City, Philippines

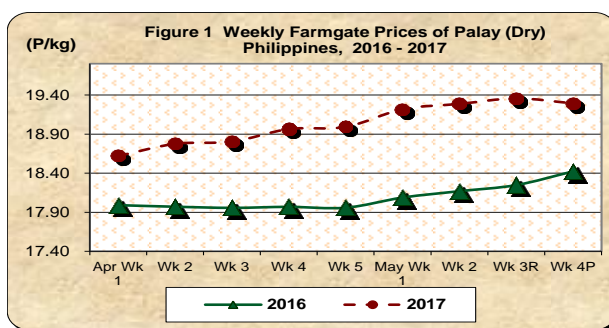
If you want to know more about these statistics write or call Price Statistics Division 376-19-59 PSA Website: www.psa.gov.ph

UPDATES ON PALAY, RICE AND CORN PRICES Fourth Week of May 2017

A. Farmgate Price of Palay

\* Farmgate price of palay declines this week

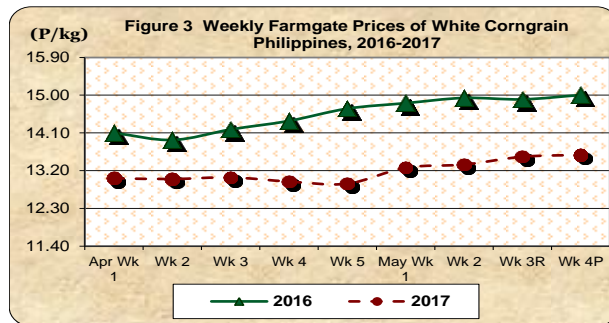
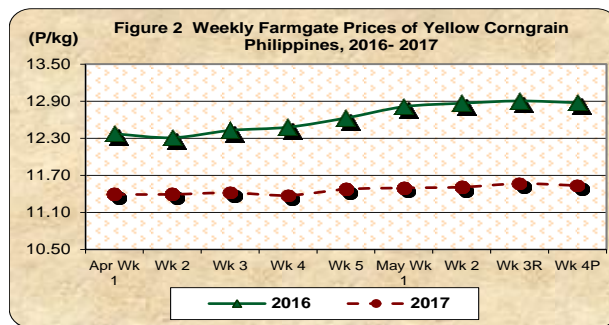
- The average farmgate price of palay was registered at P19.29/kg this week. It was lower by 0.32 percent from previous week's level of P19.36/kg. Compared to a year ago level of P18.42/kg, it increased by 4.73 percent (Table 1).



B. Farmgate Prices of Yellow and White Corngrains

\* Price of yellow corngrain declines while that for white corngrain increase further

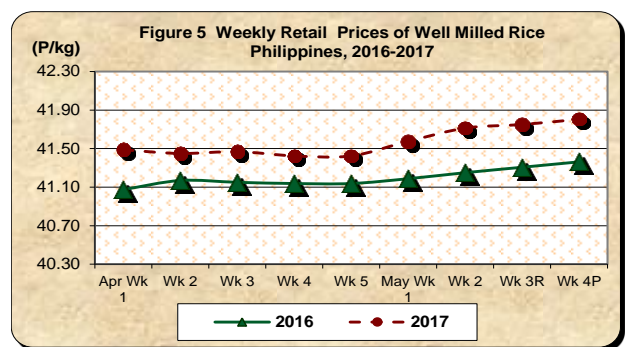
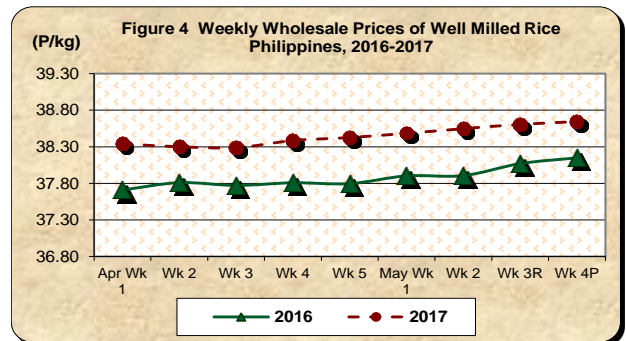
- The average farmgate price of yellow corngrain at P11.54/kg during the week posted a 0.27 percent drop from a week ago level of P11.57/kg. It likewise went down by 10.42 percent from previous year's quotation of P12.88/kg (Table 2).
- The average farmgate price of white corngrain at P13.58/kg went up by 0.33 percent from P13.53/kg in the previous week. On the other hand, it decreased by 9.51 percent compared to the same period in the previous year (Table 2).



### C. Wholesale and Retail Prices of Well Milled Rice (WMR)

★ Wholesale and retail prices of well milled rice remain higher during the week

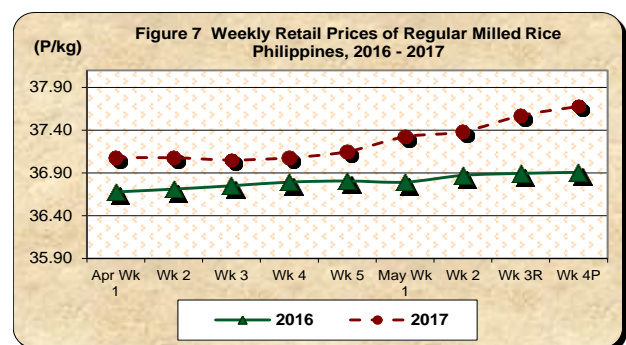
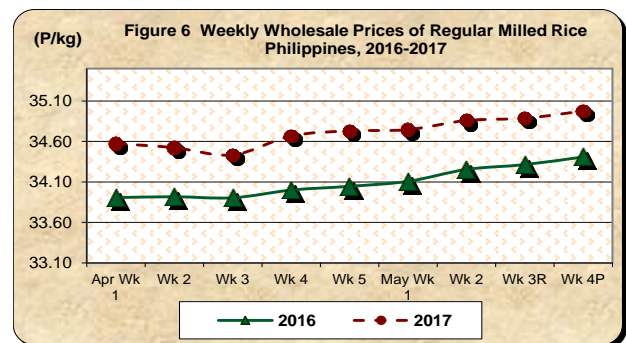
- The average wholesale price of well milled rice during the week at P38.64/kg **gained** by 0.10 percent from a week ago level and by 1.30 percent from the same period in the previous year (Table 1).
- The average retail price of well milled rice at P41.80/kg **inched up** by 0.13 percent from previous week's level of P41.75/kg. Similarly, it **rose** by 1.07 percent relative to a year ago quotation of P41.36/kg (Table 1).



### D. Wholesale and Retail Prices of Regular Milled Rice (RMR)

★ Prices of regular milled rice at both wholesale and retail trades are still on the uptrend

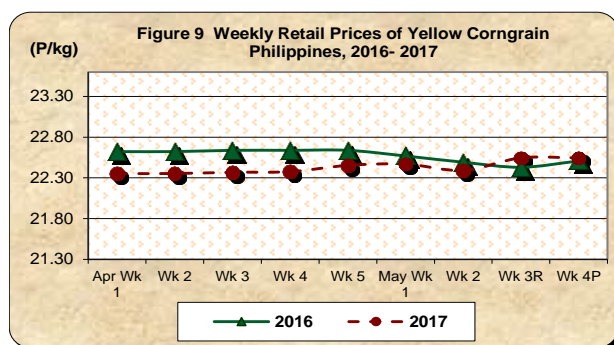
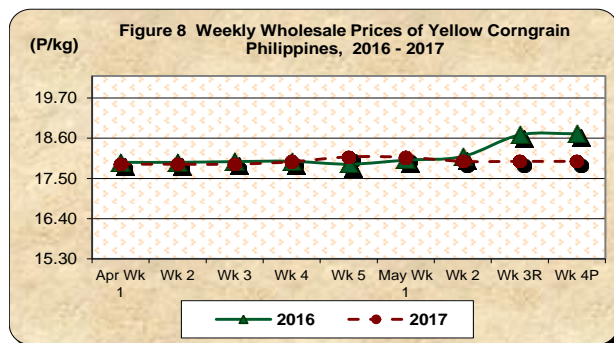
- This week's average wholesale price of regular milled rice was quoted at P34.98/kg. This was **higher** by 0.25 percent from previous week's level of P34.89/kg and by 1.65 percent from previous year's price of P34.41/kg (Table 1).
- Similarly, the average retail price of regular milled rice at P37.68/kg **picked up** by 0.29 percent from P37.57/kg in the previous week. Compared to the same week in the previous year, it **climbed** by 2.09 percent (Table 1).



## E. Wholesale and Retail Prices of Corngrain, Yellow

### \* Stable prices are noted this week for both wholesale and retail trades

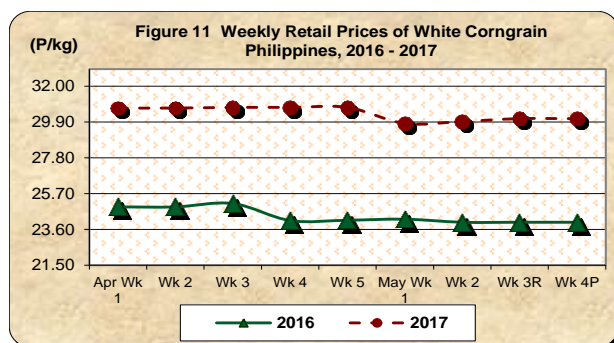
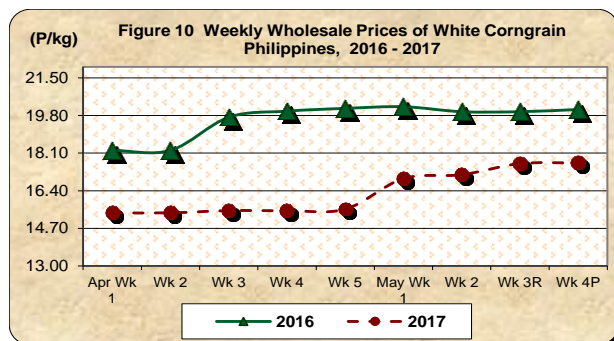
- For three consecutive weeks now, the average wholesale price of yellow corngrain **remained** at P17.97/kg. Relative to the previous year's quotation of P18.72/kg, it **dropped** by 4.04 percent (*Table 2*).
- The average retail price of yellow corngrain during the week was pegged at P22.55/kg. This was also the **same** price level quoted in the previous week. Compared to the previous year's level, it however, **gained** by 0.17 percent (*Table 2*).



## F. Wholesale and Retail Prices of Corngrain, White

### \* A slower pace of increase is noted for wholesale while there is no price movement for retail

- Quoted at P17.66/kg, the average wholesale price of white corngrain **went up** by 0.21 percent from its previous week's increment of 2.92 percent. On the other hand, it **declined** by 12.02 percent relative to the same period in the previous year (*Table 2*).
- White corngrain **stood** at its previous week's price level of P30.10/kg for two consecutive weeks now. On an annual basis, it **increased** by 25.31 percent (*Table 2*).



**Table 1 Weekly Farmgate, Wholesale and Retail Prices of Palay and Rice in the Philippines**  
(First Week of April 2017 to Fourth Week of May 2017)

(Prices per Kilogram)

Month/Week	Palay (Dry)				Well Milled Rice (WMR)							
	Farmgate Prices				Wholesale Prices				Retail Prices			
	2017	2016	% Change		2017	2016	% Change		2017	2016	% Change	
			Annual	Weekly			Annual	Weekly			Annual	Weekly
(1)	(2)	(3)	(4)	(5)	(6)	(7)	(8)	(9)	(10)	(11)	(12)	
Apr Wk 1	18.62	17.99	3.50	0.14	38.34	37.71	1.67	-0.10	41.49	41.08	1.00	0.15
Wk 2	18.78	17.97	4.48	0.83	38.30	37.81	1.30	-0.10	41.45	41.17	0.68	-0.09
Wk 3	18.80	17.96	4.72	0.15	38.29	37.77	1.37	-0.03	41.47	41.15	0.77	0.05
Wk 4	18.96	17.97	5.54	0.85	38.39	37.81	1.53	0.25	41.42	41.14	0.70	-0.11
Wk 5	18.99	17.96	5.75	0.15	38.43	37.80	1.67	0.11	41.42	41.14	0.70	0.00
May Wk 1	19.22	18.09	6.25	1.19	38.48	37.90	1.53	0.15	41.58	41.19	0.94	0.36
Wk 2	19.29	18.17	6.14	0.35	38.55	37.91	1.69	0.16	41.71	41.25	1.12	0.33
Wk 3 <sup>R</sup>	19.36	18.25	6.07	0.36	38.61	38.07	1.41	0.15	41.75	41.31	1.07	0.09
Wk 4 <sup>P</sup>	19.29	18.42	4.73	-0.32	38.64	38.15	1.30	0.10	41.80	41.36	1.07	0.13

Table 1- (Concluded)

Month/Week	Regular Milled Rice (RMR)							
	Wholesale Prices				Retail Prices			
	2017	2016	% Change		2017	2016	% Change	
			Annual	Weekly			Annual	Weekly
(13)	(14)	(15)	(16)	(17)	(18)	(19)	(20)	
Apr Wk 1	34.58	33.91	1.97	0.17	37.08	36.68	1.09	0.39
Wk 2	34.52	33.92	1.79	-0.15	37.08	36.71	1.00	0.00
Wk 3	34.43	33.90	1.56	-0.26	37.05	36.75	0.82	-0.07
Wk 4	34.67	34.00	1.97	0.68	37.08	36.79	0.78	0.07
Wk 5	34.73	34.05	2.01	0.18	37.15	36.81	0.93	0.19
May Wk 1	34.75	34.11	1.87	0.04	37.32	36.79	1.44	0.47
Wk 2	34.86	34.25	1.77	0.33	37.38	36.87	1.39	0.16
Wk 3 <sup>R</sup>	34.89	34.31	1.67	0.08	37.57	36.89	1.83	0.50
Wk 4 <sup>P</sup>	34.98	34.41	1.65	0.25	37.68	36.91	2.09	0.29

**Table 2 Weekly Farmgate, Wholesale and Retail Prices of Corn in the Philippines**  
(First Week of April 2017 to Fourth Week of May 2017)

(Prices per Kilogram)

Month/Week	Corngrain, Yellow											
	Farmgate Prices				Wholesale Prices				Retail Prices			
	2017	2016	% Change		2017	2016	% Change		2017	2016	% Change	
			Annual	Weekly			Annual	Weekly			Annual	Weekly
(1)	(2)	(3)	(4)	(5)	(6)	(7)	(8)	(9)	(10)	(11)	(12)	
Apr Wk 1	11.39	12.37	-7.93	-0.56	17.89	17.94	-0.28	0.12	22.35	22.62	-1.19	-2.17
Wk 2	11.39	12.31	-7.46	0.00	17.89	17.94	-0.28	0.00	22.35	22.62	-1.19	0.00
Wk 3	11.42	12.43	-8.12	0.23	17.89	17.96	-0.40	0.00	22.37	22.64	-1.19	0.07
Wk 4	11.38	12.48	-8.85	-0.38	17.96	17.97	-0.08	0.37	22.38	22.64	-1.16	0.03
Wk 5	11.48	12.63	-9.14	0.87	18.09	17.89	1.11	0.74	22.45	22.64	-0.82	0.34
May Wk 1	11.50	12.81	-10.26	0.19	18.08	18.00	0.43	-0.06	22.47	22.57	-0.44	0.07
Wk 2	11.51	12.87	-10.55	0.11	17.97	18.10	-0.74	-0.61	22.39	22.49	-0.44	-0.34
Wk 3 <sup>R</sup>	11.57	12.91	-10.38	0.49	17.97	18.69	-3.86	0.00	22.55	22.43	0.51	0.69
Wk 4 <sup>P</sup>	11.54	12.88	-10.42	-0.27	17.97	18.72	-4.04	0.00	22.55	22.51	0.17	0.00

Table 2- (Concluded)

Month/Week	Corngrain, White											
	Farmgate Prices				Wholesale Prices				Retail Prices			
	2017	2016	% Change		2017	2016	% Change		2017	2016	% Change	
			Annual	Weekly			Annual	Weekly			Annual	Weekly
(13)	(14)	(15)	(16)	(17)	(18)	(19)	(20)	(21)	(22)	(23)	(24)	
Apr Wk 1	13.02	14.10	-7.68	0.19	15.40	18.23	-15.50	0.87	30.72	24.92	23.27	10.82
Wk 2	13.00	13.93	-6.68	-0.13	15.40	18.23	-15.50	0.00	30.72	24.92	23.27	0.00
Wk 3	13.04	14.18	-8.07	0.29	15.50	19.73	-21.42	0.65	30.76	25.12	22.45	0.13
Wk 4	12.94	14.39	-10.06	-0.76	15.50	20.00	-22.50	0.00	30.76	24.12	27.53	0.00
Wk 5	12.89	14.68	-12.19	-0.39	15.57	20.13	-22.65	0.43	30.76	24.14	27.42	0.00
May Wk 1	13.27	14.81	-10.39	2.96	16.95	20.20	-16.09	8.89	29.82	24.20	23.21	-3.07
Wk 2	13.34	14.93	-10.64	0.56	17.13	19.98	-14.27	1.03	29.93	24.02	24.62	0.39
Wk 3 <sup>R</sup>	13.53	14.90	-9.19	1.40	17.63	19.98	-11.76	2.92	30.10	24.02	25.31	0.56
Wk 4 <sup>P</sup>	13.58	15.00	-9.51	0.33	17.66	20.08	-12.02	0.21	30.10	24.02	25.31	0.00

Source: Weekly Cereals and Fertilizers Price Monitoring (WCFPM)

Note: R-revised; P-preliminary