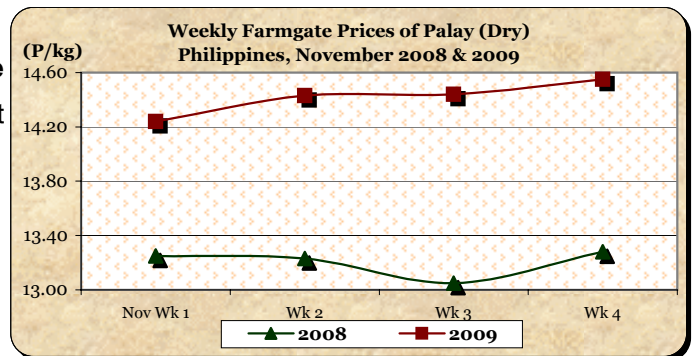


### A. Farmgate Price of Palay

\* Palay sustained price increments from the start to the close of the month.

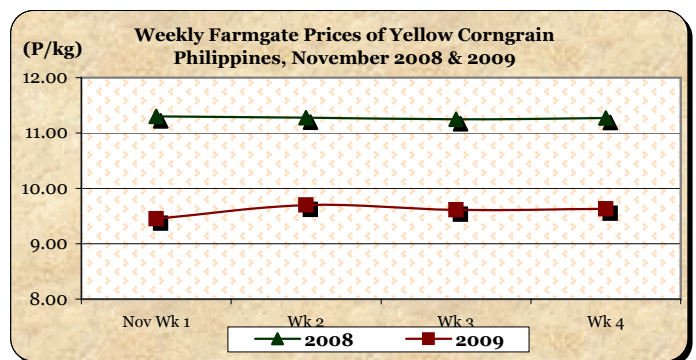
■ The monthly average price of P14.42/kg rose by 2.41% and 9.33% from last month's and last year's quotations, respectively.



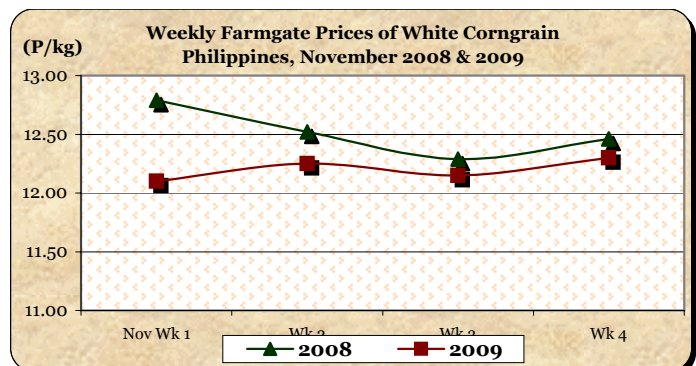
### B. Farmgate Prices of Corngrain, Yellow and White

\* Prices of both yellow and white corngrains were increasing in the first two weeks, then declined on the 3<sup>rd</sup> week, but, these went up again on the fourth week of the month.

■ The average price of yellow corngrain at P9.49/kg was 9.33% higher than last month's P8.68/kg but was 15.87% lower than last year's P11.28/kg.



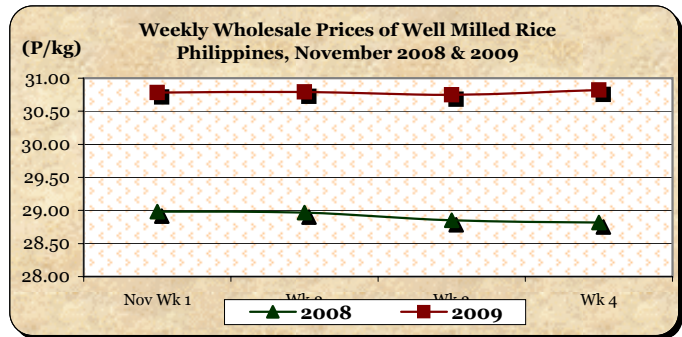
■ The average price of white corngrain at P12.22/kg was up by 4.89% from last month's price but was down by 2.47% relative to November 2008 level.



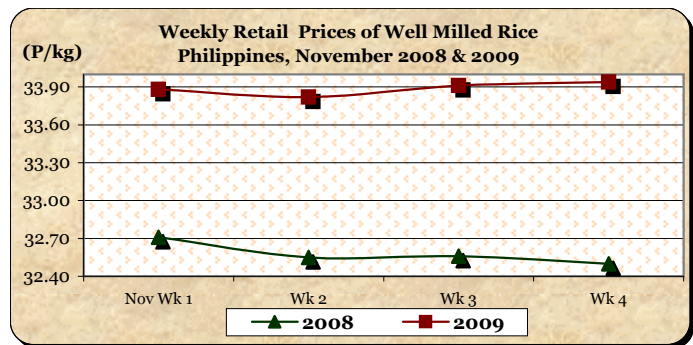
**C. Wholesale and Retail Prices of Well Milled Rice (WMR)**

\* Price cuts were observed on midweek while price gains were noted on other weeks.

■ The average wholesale price of P30.80/kg was **higher** by 1.12% and 6.28% compared to prices of last month and last year, respectively.



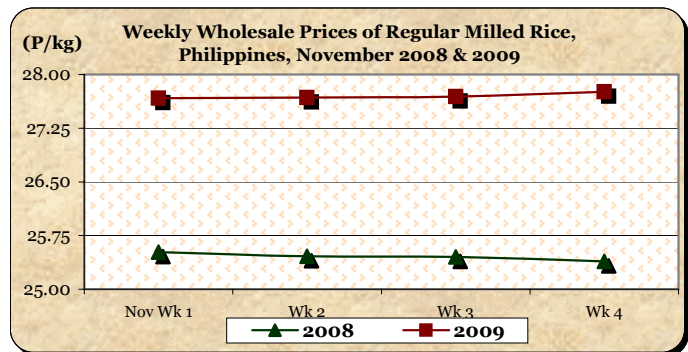
■ The average retail price of P33.89/kg posted **increases** of 0.77% from last month's P33.63/kg and by 3.80% relative to last year's P32.65/kg.



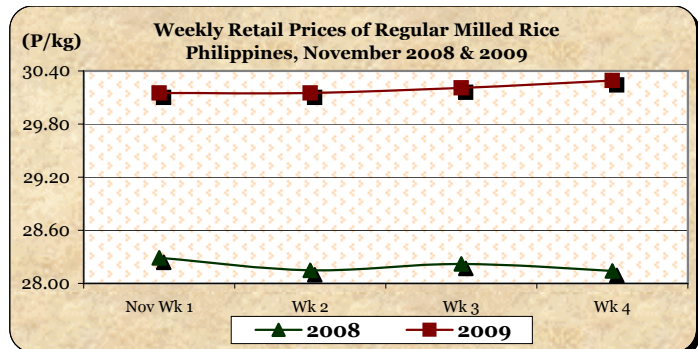
**D. Wholesale and Retail Prices of Regular Milled Rice (RMR)**

\* Price increments were registered at both wholesale and retail levels except on the 2<sup>nd</sup> week.

■ At wholesale, the average price of P27.71/kg was **higher** by 1.09% from last month's level and by 8.67% from last year's report.



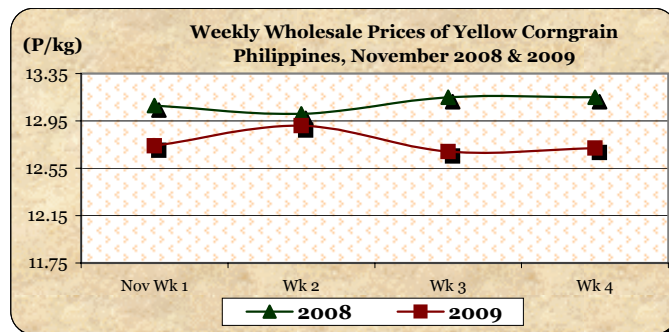
■ At retail, the average price of P30.20/kg reflected **mark-ups** of 0.87% and 6.98% from last month's and last year's prices, respectively.



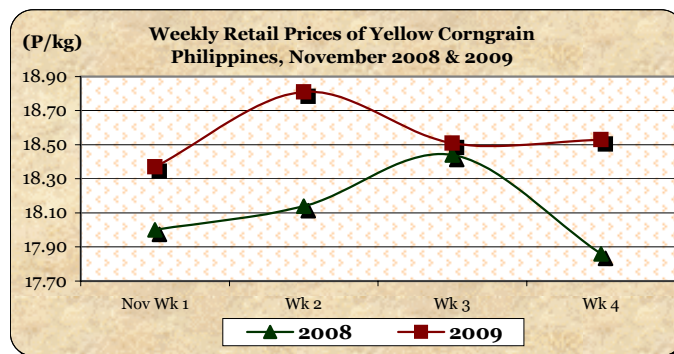
**E. Wholesale and Retail Prices of Corngrain, Yellow**

\* At wholesale, price went down only on the 3<sup>rd</sup> week. At retail, prices fluctuated.

■ The average wholesale price of P12.78/kg was 5.88% **above** last month's P12.07/kg but was 2.29% **below** last year's P13.08/kg.



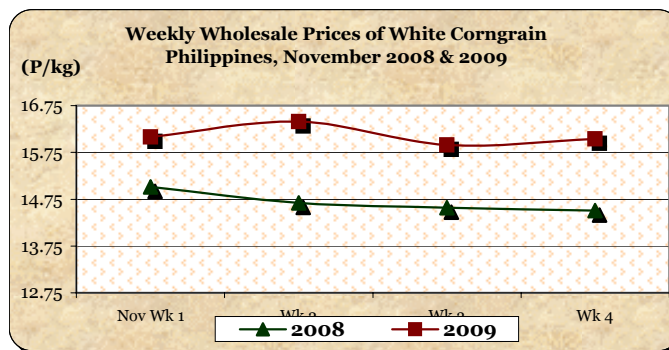
■ The average retail price of P18.51/kg was **higher** by 1.93% from October 2009 price and by 0.65% from November 2008 level.



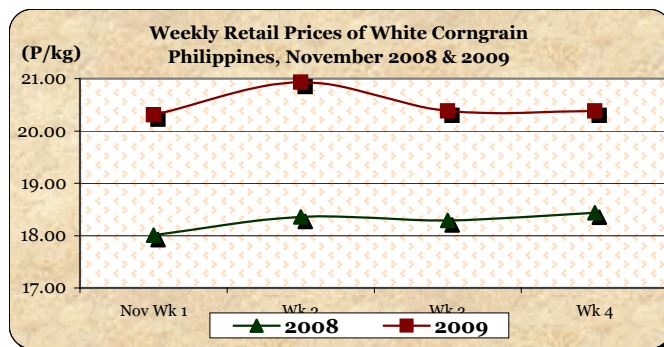
**F. Wholesale and Retail Prices of Corngrain, White**

\* Wholesale price registered increments except on the 3<sup>rd</sup> week while retail price recorded an increase only on the 2<sup>nd</sup> week.

■ At wholesale, the average price of P16.16/kg **rose** by 2.02% from last month's level and by 9.49% relative to last year's quotation.



■ At retail, the average price of P20.53/kg **decreased** by 0.48% from last month's P20.63/kg but **increased** by 12.68% from last year's P18.22/kg.



**Annex 1**

**Comparative Farmgate, Wholesale and Retail Prices of Palay, Rice and Corn, Philippines for the month of November 2009**

Month/Week	Palay, dry		Well Milled Rice (WMR)			
	Farmgate Prices		Wholesale Prices		Retail Prices	
	Price/kg	% Change	Price/kg	% Change	Price/kg	% Change
Wk 1	14.29	0.07	30.83	0.42	33.92	0.41
Wk 2	14.43	0.98	30.79	-0.13	33.82	-0.29
Wk 3	14.44	0.07	30.75	-0.13	33.91	0.27
Wk 4P	14.55	0.76	30.82	0.23	33.94	0.09
Nov 2009P	14.42	-	30.80	-	33.89	-
Nov 2008	13.19	9.33	28.98	6.28	32.65	3.80
Oct 2009	14.08	2.41	30.46	1.12	33.63	0.77

Month/Week	Regular Milled Rice (RMR)			
	Wholesale Prices		Retail Prices	
	Price/kg	% Change	Price/kg	% Change
Wk 1	27.70	0.22	30.16	0.70
Wk 2	27.68	-0.07	30.15	-0.03
Wk 3	27.69	0.04	30.21	0.20
Wk 4P	27.76	0.25	30.29	0.26
Nov 2009P	27.71	-	30.20	-
Nov 2008	25.50	8.67	28.23	6.98
Oct 2009	27.41	1.09	29.94	0.87

Month/Week	Corngrain, Yellow					
	Farmgate Prices		Wholesale Prices		Retail Prices	
	Price/kg	% Change	Price/kg	% Change	Price/kg	% Change
Wk 1	9.53	3.03	12.81	1.83	18.40	-0.27
Wk 2	9.70	1.78	12.91	0.78	18.81	2.23
Wk 3	9.61	-0.93	12.69	-1.70	18.51	-1.59
Wk 4P	9.63	0.21	12.72	0.24	18.53	0.11
Nov 2009P	9.49	-	12.78	-	18.51	-
Nov 2008	11.28	-15.87	13.08	-2.29	18.39	0.65
Oct 2009	8.68	9.33	12.07	5.88	18.16	1.93

Month/Week	Corngrain, White					
	Farmgate Prices		Wholesale Prices		Retail Prices	
	Price/kg	% Change	Price/kg	% Change	Price/kg	% Change
Wk 1	12.17	0.91	16.27	1.50	20.43	-1.68
Wk 2	12.25	0.66	16.41	0.86	20.93	2.45
Wk 3	12.15	-0.82	15.91	-3.05	20.38	-2.63
Wk 4P	12.30	1.23	16.04	0.82	20.38	0.00
Nov 2009P	12.22	-	16.16	-	20.53	-
Nov 2008	12.53	-2.47	14.76	9.49	18.22	12.68
Oct 2009	11.65	4.89	15.84	2.02	20.63	-0.48

Note: R-revised; P-preliminary

