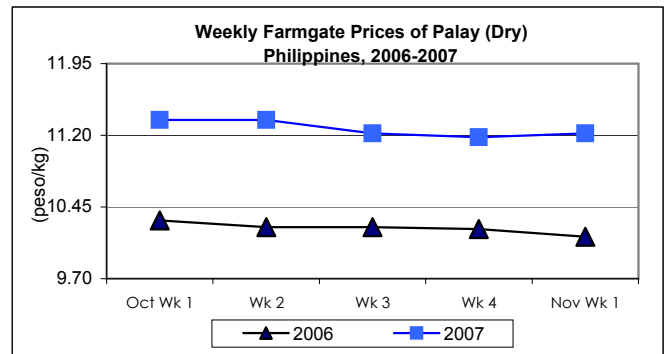




Updates on Palay, Rice & Corn Prices, October 31 - November 6, 2007

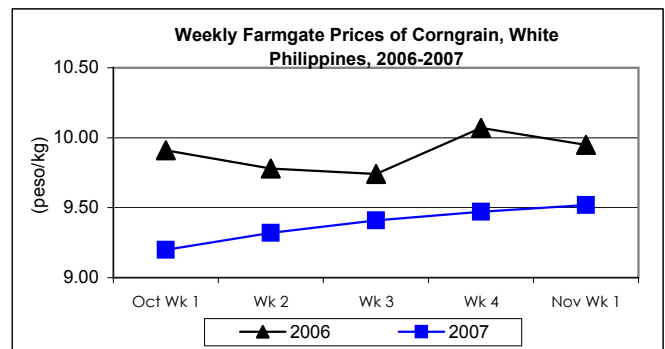
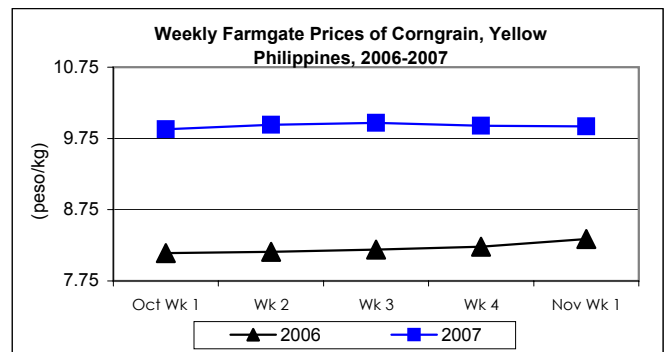
A. Farmgate Price of Palay

- * Price was higher compared to prices of the previous week and last year.
 - Palay price at P11.22/kg showed a 0.36% **increment** from last week's P11.18/kg. Compared to last year's report, price was **higher** by 10.65%



B. Farmgate Prices of Corngrain, Yellow and White

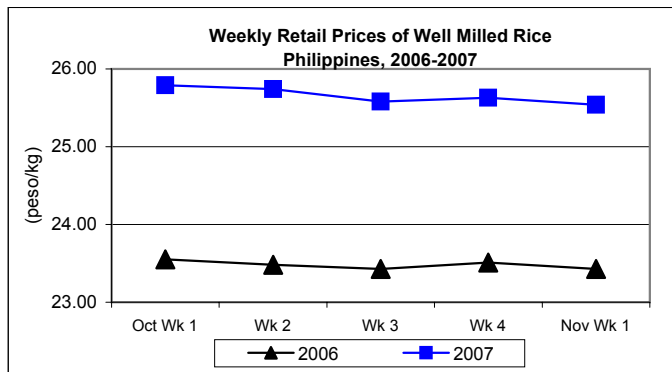
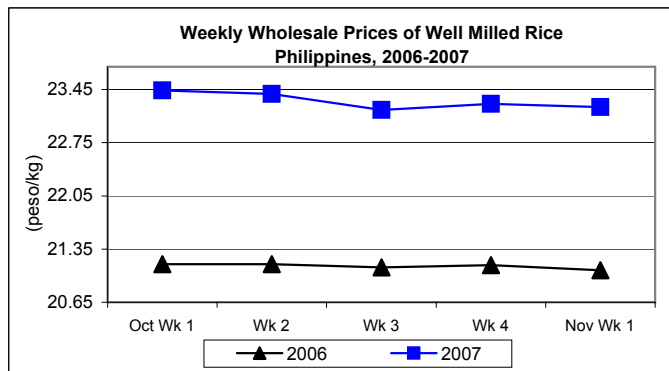
- * Yellow corngrain price was on its 2nd week of decrease. Sustained uptrend of prices was noted for white corngrain.
 - Yellow corngrain price at P9.92/kg was **slightly down** from last week's price by 0.10% but **grew** from last year's record by 18.94%.
 - White corngrain price, which closed at P9.52/kg, **moved upward** by 0.53% from last week's report but **declined** by 4.32% from last year's price.



C. Wholesale and Retail Prices of Well Milled Rice (WMR)

☀ **Wholesale and retail prices were down after last week's increase but still maintained higher levels from last year's record.**

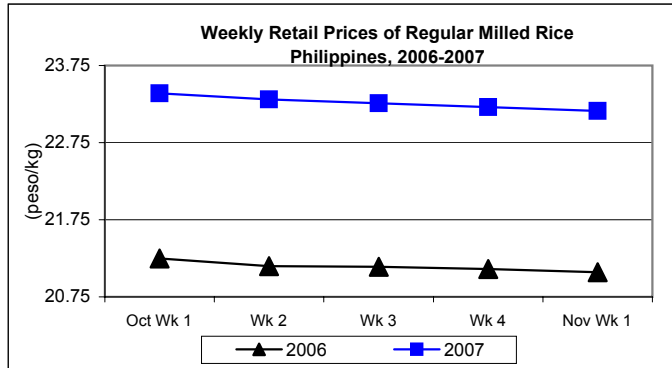
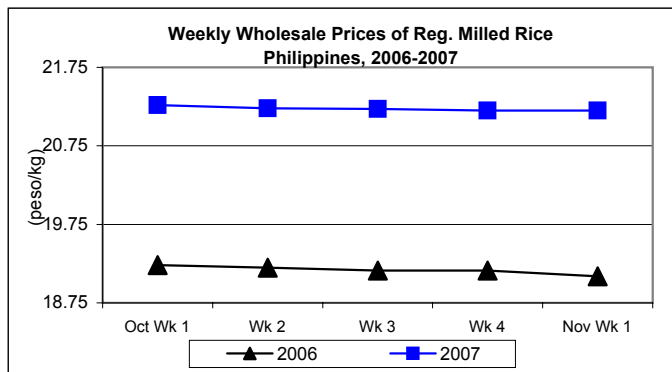
- Wholesale price closed at P23.22/kg went **down** by 0.17% from last week's price but **went up** by 10.20% from the 2006 price.
- Retail price, which averaged P25.54/kg showed a 0.35% **drop** from last week's price but **gained** by 9.01% relative to last year's record.



D. Wholesale and Retail Prices of Regular Milled Rice (RMR)

☀ **Wholesale price was stable after four weeks of decreases while retail price sustained its downtrend.**

- Wholesale price **remained** at P21.20/kg compared to last week's price but still managed an **increase** by 11.05% from the previous year's level.
- For the week, retail price averaged P23.16/kg or 0.22% **lower** than last week's report but was **higher** by 9.92% from last year's price.

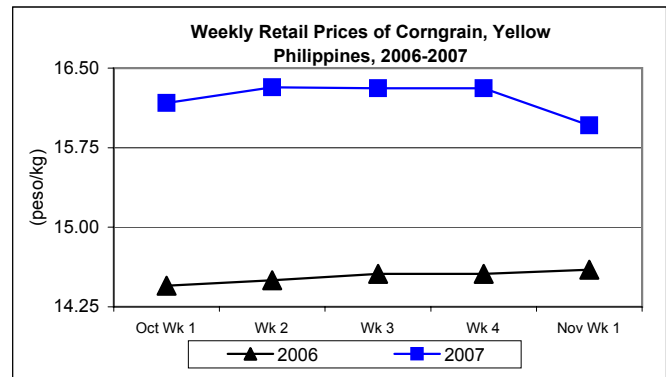
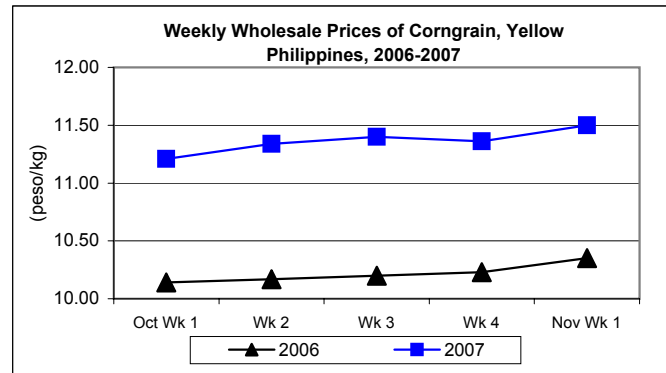


E. Wholesale and Retail Prices of Corngrain, Yellow

☀ **Wholesale price strengthened after last week's decrease. Retail price dropped after being stable at the end of the previous month.**

- Wholesale price, which was quoted at P11.50/kg **increased** by 1.23% and 11.11% from prices of last week and last year, respectively.

- Retail price at P15.96/kg was **down** by 2.15% from last week's report but was **up** by 9.32% from last year's P14.60/kg.

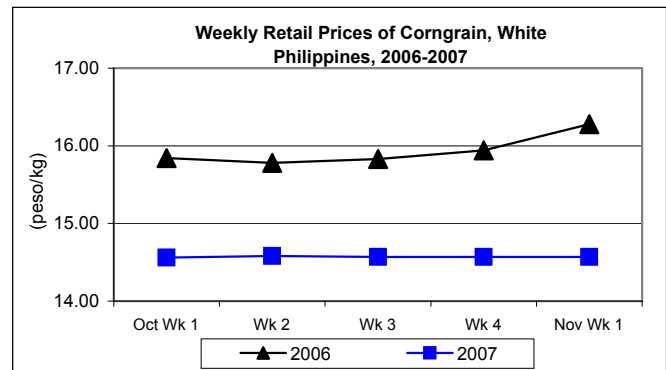
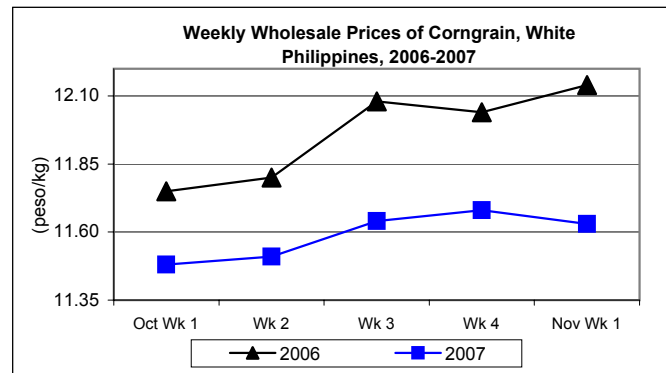


F. Wholesale and Retail Prices of Corngrain, White

☀ **Wholesale price dropped after four weeks of increases while retail price remained unchanged for the last two weeks.**

- Wholesale price at P11.63/kg indicated cuts of 0.43% from last week's price and 4.20% from last year's quotation.

- Retail price remained at previous week's price of P14.57/kg but was **lower** by 10.50% compared to last year's report.



Annex 1

Comparative Weekly Farmgate, Wholesale and Retail Prices of Palay, Rice and Corn, Philippines

Month/Week	Palay (Dry)				Well Milled Rice (WMR)							
	Farmgate Prices				Wholesale Prices				Retail Prices			
	2006	2007	% Change		2006	2007	% Change		2006	2007	% Change	
(1)	(2)	(3)	(3)/(2)	(weekly)	(6)	(7)	(7)/(6)	(weekly)	(10)	(11)	(11)/(10)	(weekly)
Oct Wk 1	10.31	11.36	10.18	-2.82	21.15	23.44	10.83	-0.76	23.55	25.79	9.51	-0.27
Wk 2	10.24	11.36	10.94	0.00	21.15	23.39	10.59	-0.21	23.48	25.74	9.63	-0.19
Wk 3	10.24	11.22	9.57	-1.23	21.11	23.18	9.81	-0.90	23.43	25.58	9.18	-0.62
Wk 4	10.22	11.18	9.39	-0.36	21.14	23.26	10.03	0.35	23.51	25.63	9.02	0.20
Nov Wk 1	10.14	11.22	10.65	0.36	21.07	23.22	10.20	-0.17	23.43	25.54	9.01	-0.35

Month/Week	Regular Milled Rice (RMR)							
	Wholesale Prices				Retail Prices			
	2006	2007	% Change		2006	2007	% Change	
(1)	(2)	(3)	(3)/(2)	(weekly)	(6)	(7)	(7)/(6)	(weekly)
Oct Wk 1	19.23	21.27	10.61	-0.79	21.25	23.39	10.07	0.09
Wk 2	19.20	21.23	10.57	-0.19	21.15	23.31	10.21	-0.34
Wk 3	19.16	21.22	10.75	-0.05	21.14	23.26	10.03	-0.21
Wk 4	19.16	21.20	10.65	-0.09	21.11	23.21	9.95	-0.21
Nov Wk 1	19.09	21.20	11.05	0.00	21.07	23.16	9.92	-0.22

Month/Week	Corngrain, Yellow											
	Farmgate Prices				Wholesale Prices				Retail Prices			
	2006	2007	% Change		2006	2007	% Change		2006	2007	% Change	
(1)	(2)	(3)	(3)/(2)	(weekly)	(6)	(7)	(7)/(6)	(weekly)	(10)	(11)	(11)/(10)	(weekly)
Oct Wk 1	8.14	9.88	21.38	1.54	10.14	11.21	10.55	0.81	14.45	16.17	11.90	0.62
Wk 2	8.16	9.94	21.81	0.61	10.17	11.34	11.50	1.16	14.50	16.32	12.55	0.93
Wk 3	8.19	9.97	21.73	0.30	10.20	11.40	11.76	0.53	14.56	16.31	12.02	-0.06
Wk 4	8.23	9.93	20.66	-0.40	10.23	11.36	11.05	-0.35	14.56	16.31	12.02	0.00
Nov Wk 1	8.34	9.92	18.94	-0.10	10.35	11.50	11.11	1.23	14.60	15.96	9.32	-2.15

Month/Week	Corngrain, White											
	Farmgate Prices				Wholesale Prices				Retail Prices			
	2006	2007	% Change		2006	2007	% Change		2006	2007	% Change	
(1)	(2)	(3)	(3)/(2)	(weekly)	(6)	(7)	(7)/(6)	(weekly)	(10)	(11)	(11)/(10)	(weekly)
Oct Wk 1	9.91	9.20	-7.16	0.00	11.75	11.48	-2.30	0.44	15.84	14.56	-8.08	-3.58
Wk 2	9.78	9.32	-4.70	1.30	11.80	11.51	-2.46	0.26	15.78	14.58	-7.60	0.14
Wk 3	9.74	9.41	-3.39	0.97	12.08	11.64	-3.64	1.13	15.83	14.57	-7.96	-0.07
Wk 4	10.07	9.47	-5.96	0.64	12.04	11.68	-2.99	0.34	15.94	14.57	-8.59	0.00
Nov Wk 1	9.95	9.52	-4.32	0.53	12.14	11.63	-4.20	-0.43	16.28	14.57	-10.50	0.00