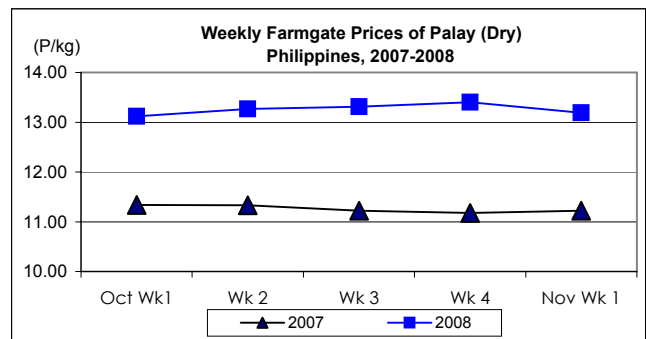




## Updates on Palay, Rice & Corn Prices, October 29-November 4, 2008

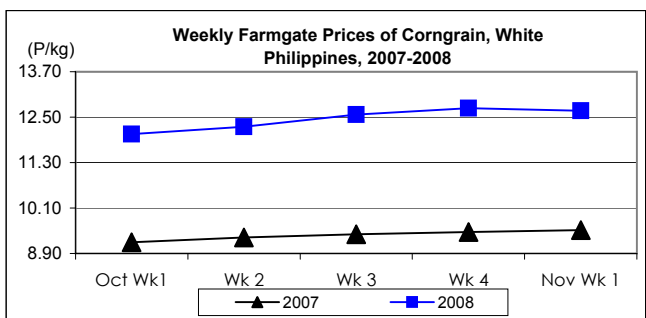
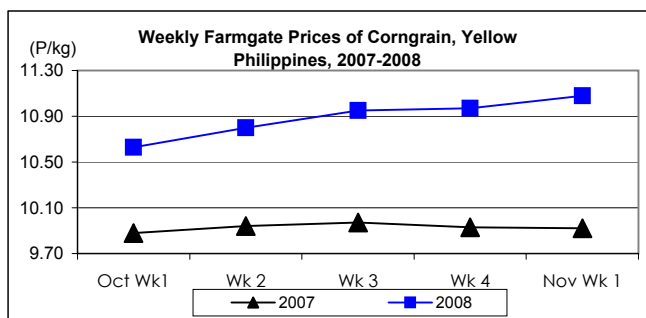
### A. Farmgate Price of Palay

- \* Price at farmgate weakened after three (3) weeks of continuous increases.
- Average price at P13.19/kg was **down** by 1.57% from last week's price but was **up** by 17.56% from last year's level.



### B. Farmgate Prices of Corngrain, Yellow and White

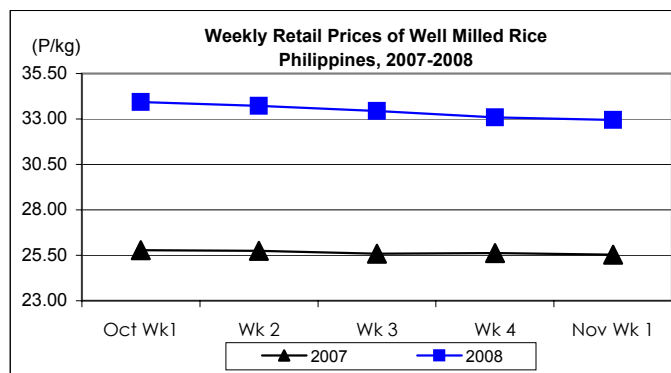
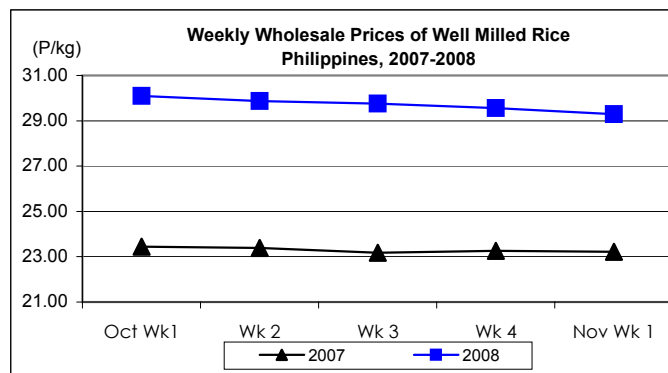
- \* Price of yellow corngrain continued to post mark-up while that of white corngrain registered a cut.
- Average price of yellow corngrain at P11.08/kg was **higher** by 1.00% and 11.69% from prices of last week and last year, respectively.
- Average price of white corngrain at P12.67/kg **fell** by 0.55% from last week's quotation but **rose** by 33.09% from last year's level.



### C. Wholesale and Retail Prices of Well Milled Rice (WMR)

☀ Both wholesale and retail prices sustained downtrends.

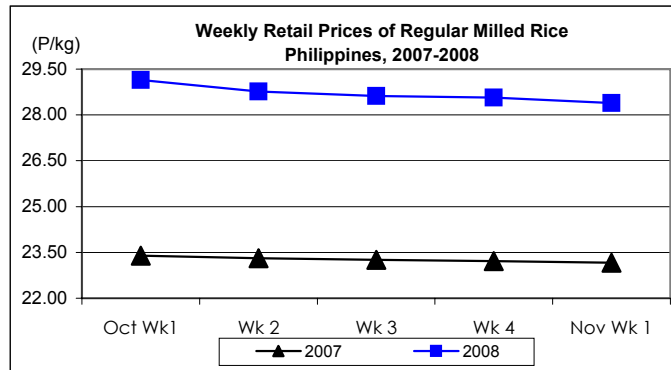
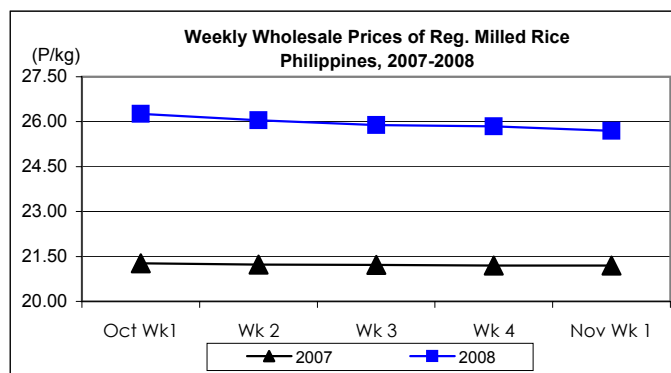
- Average wholesale price at P29.29/kg **decreased** by 0.91% from last week's P29.56/kg but **increased** by 26.14% from last year's P23.22/kg.
- Average retail price at P32.94/kg was 0.42% **below** last week's price but was 28.97% **above** last year's record.



### D. Wholesale and Retail Prices of Regular Milled Rice (RMR)

☀ Prices at both wholesale and retail levels continuously went down.

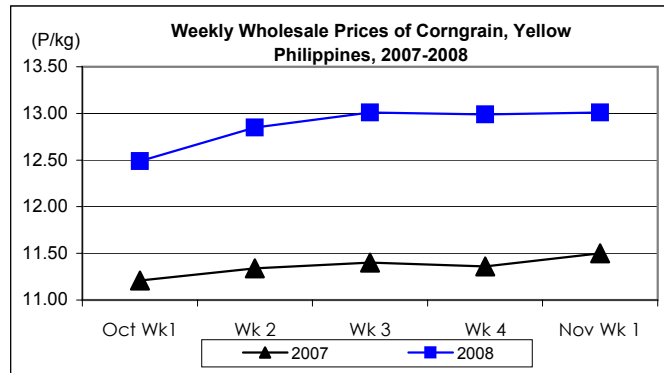
- At wholesale, average price at P25.69/kg **dropped** by 0.58% from last week's level but **gained** by 21.18% from last year's record.
- At retail, average price at P28.39/kg posted a 0.63% **decrement** from last week's price but reflected a 22.58% **increment** relative to 2007 level.



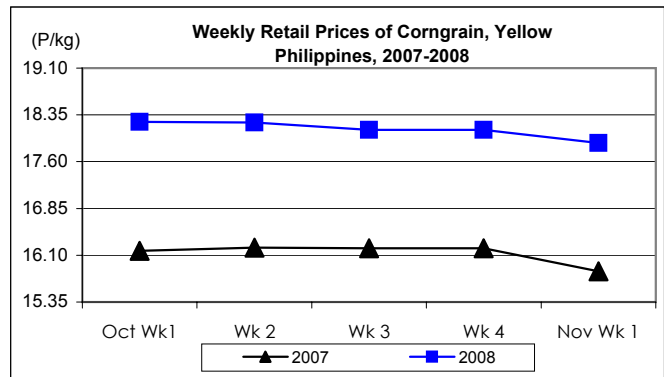
### E. Wholesale and Retail Prices of Corngrain, Yellow

✦ Wholesale and retail prices showed opposite movements. At wholesale, a price gain was noted while at retail, a price reduction was recorded.

- Average wholesale price at P13.01/kg went up by 0.15% and 13.13% from prices of last week and last year, respectively.



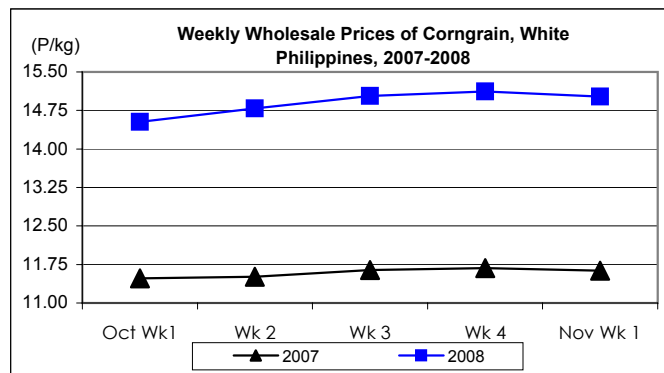
- Average retail price at P17.90/kg posted a 1.16% cut from last week's quotation but registered a 13.01% mark-up from 2007 level.



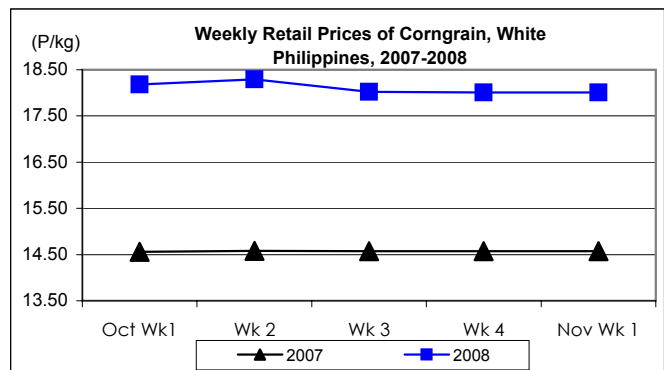
### F. Wholesale and Retail Prices of Corngrain, White

✦ At wholesale, price declined after successive gains. At retail, price remained at last week's level.

- Average wholesale price at P15.02/kg was 0.66% below last week's price but was 29.15% above last year's level.



- Average retail price remained at last week's P18.01/kg. Compared to last year's level, it was 23.61% higher.



## Annex 1

### Comparative Weekly Farmgate, Wholesale and Retail Prices of Palay, Rice and Corn, Philippines

Month/Week	Palay (Dry)				Well Milled Rice (WMR)							
	Farmgate Prices				Wholesale Prices				Retail Prices			
	2007	2008	% Change		2007	2008	% Change		2007	2008	% Change	
(1)	(2)	(3)	(3)/(2)	(weekly)	(6)	(7)	(7)/(6)	(weekly)	(10)	(11)	(11)/(10)	(weekly)
Oct Wk1	11.34	13.12	15.70	-1.06	23.44	30.09	28.37	-0.13	25.79	33.94	31.60	-0.50
Wk 2	11.33	13.27	17.12	1.14	23.39	29.87	27.70	-0.73	25.74	33.73	31.04	-0.62
Wk 3	11.22	13.31	18.63	0.30	23.18	29.76	28.39	-0.37	25.58	33.44	30.73	-0.86
Wk 4	11.18	13.40	19.86	0.68	23.26	29.56	27.09	-0.67	25.63	33.08	29.07	-1.08
Nov Wk 1	11.22	13.19	17.56	-1.57	23.22	29.29	26.14	-0.91	25.54	32.94	28.97	-0.42

Month/Week	Regular Milled Rice (RMR)							
	Wholesale Prices				Retail Prices			
	2007	2008	% Change		2007	2008	% Change	
(1)	(2)	(3)	(3)/(2)	(weekly)	(6)	(7)	(7)/(6)	(weekly)
Oct Wk1	21.27	26.26	23.46	0.08	23.39	29.14	24.58	-0.65
Wk 2	21.23	26.05	22.70	-0.80	23.31	28.77	23.42	-1.27
Wk 3	21.22	25.89	22.01	-0.61	23.26	28.62	23.04	-0.52
Wk 4	21.20	25.84	21.89	-0.19	23.21	28.57	23.09	-0.17
Nov Wk 1	21.20	25.69	21.18	-0.58	23.16	28.39	22.58	-0.63

Month/Week	Corngrain, Yellow											
	Farmgate Prices				Wholesale Prices				Retail Prices			
	2007	2008	% Change		2007	2008	% Change		2007	2008	% Change	
(1)	(2)	(3)	(3)/(2)	(weekly)	(6)	(7)	(7)/(6)	(weekly)	(10)	(11)	(11)/(10)	(weekly)
Oct Wk1	9.88	10.63	7.59	2.71	11.21	12.49	11.42	0.48	16.17	18.24	12.80	0.11
Wk 2	9.94	10.80	8.65	1.60	11.34	12.85	13.32	2.88	16.22	18.23	12.39	-0.05
Wk 3	9.97	10.95	9.83	1.39	11.40	13.01	14.12	1.25	16.21	18.11	11.72	-0.66
Wk 4	9.93	10.97	10.47	0.18	11.36	12.99	14.35	-0.15	16.21	18.11	11.72	0.00
Nov Wk 1	9.92	11.08	11.69	1.00	11.50	13.01	13.13	0.15	15.84	17.90	13.01	-1.16

Month/Week	Corngrain, White											
	Farmgate Prices				Wholesale Prices				Retail Prices			
	2007	2008	% Change		2007	2008	% Change		2007	2008	% Change	
(1)	(2)	(3)	(3)/(2)	(weekly)	(6)	(7)	(7)/(6)	(weekly)	(10)	(11)	(11)/(10)	(weekly)
Oct Wk1	9.20	12.05	30.98	1.77	11.48	14.53	26.57	2.98	14.56	18.18	24.86	2.83
Wk 2	9.32	12.25	31.44	1.66	11.51	14.79	28.50	1.79	14.58	18.29	25.45	0.61
Wk 3	9.41	12.57	33.58	2.61	11.64	15.03	29.12	1.62	14.57	18.02	23.68	-1.48
Wk 4	9.47	12.74	34.53	1.35	11.68	15.12	29.45	0.60	14.57	18.01	23.61	-0.06
Nov Wk 1	9.52	12.67	33.09	-0.55	11.63	15.02	29.15	-0.66	14.57	18.01	23.61	0.00