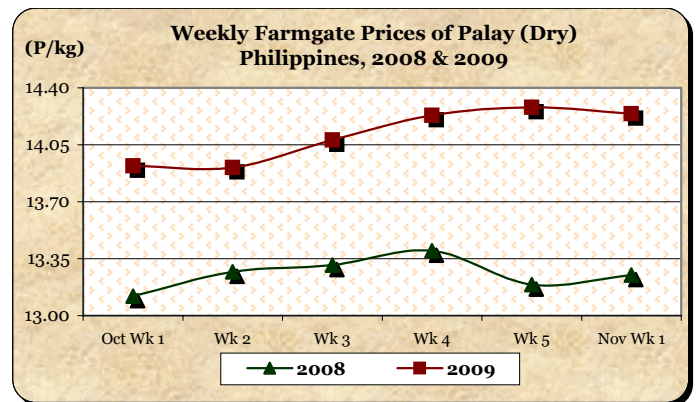


### A. Farmgate Price of Palay

\* Price moved downward after three (3) consecutive weeks of increases.

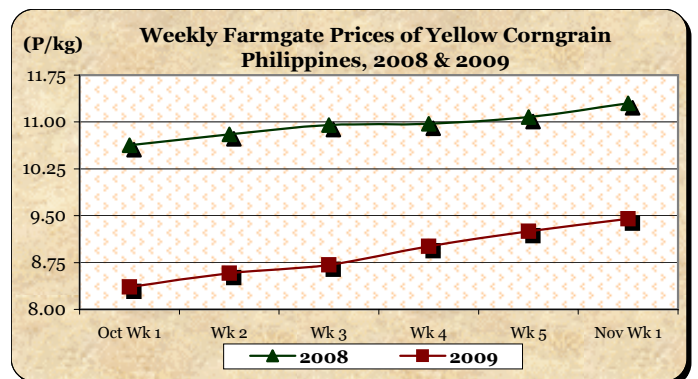
■ The average price of P14.24/kg was 0.28% lower than last week's quotation but was 7.47% higher than last year's level.



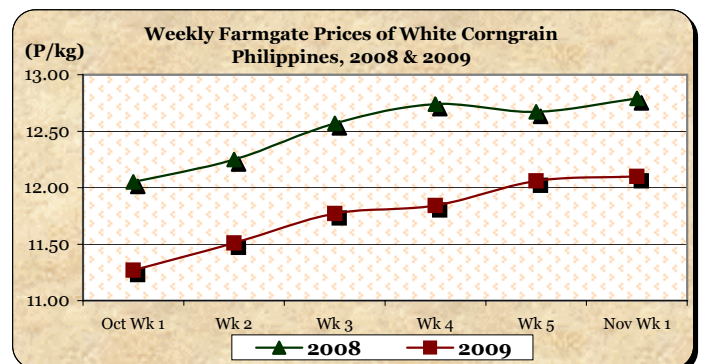
### B. Farmgate Prices of Corngrain, Yellow and White

\* Prices of both yellow and white corngrains continued to go up.

■ Yellow corngrain price at P9.45/kg indicated a 2.16% increment from last week's P9.25/kg but registered a 16.37% decrement from last year's P11.30/kg.

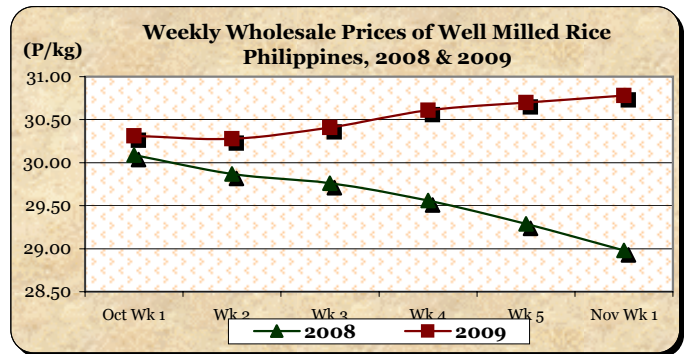


■ White corngrain price at P12.10/kg was 0.33% above last week's level but was 5.39% below 2008 record.

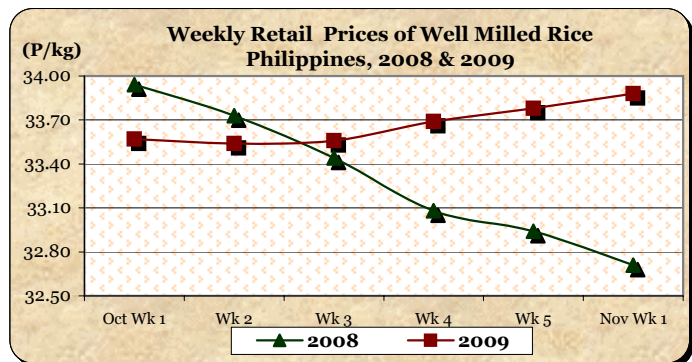


**C. Wholesale and Retail Prices of Well Milled Rice (WMR)**

- \* Price increases were continuously recorded at both wholesale and retail levels.
- The average wholesale price of P30.78/kg was **up** by 0.26% and 6.21% relative to prices of last week and last year, respectively.

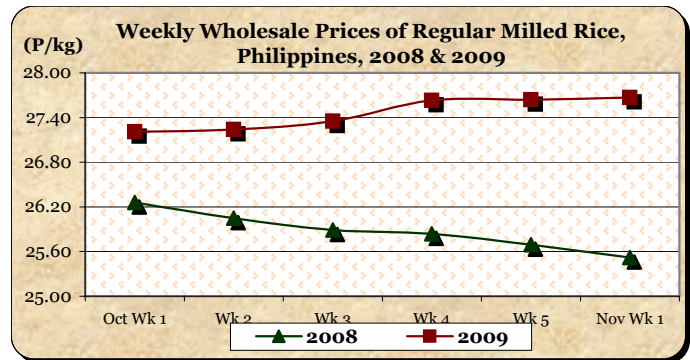


- The average retail price of P33.88/kg rose by 0.30% from last week's level and by 3.58% compared to last year's report.

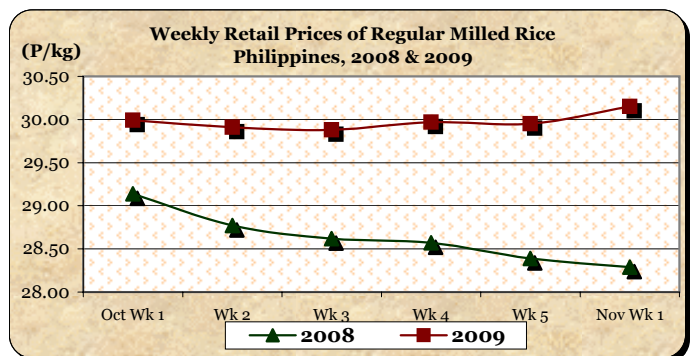


**D. Wholesale and Retail Prices of Regular Milled Rice (RMR)**

- \* At wholesale, price continued to move upward. At retail, price recovered from previous week's decrease.
- The average wholesale price of P27.67/kg recorded **mark-ups** of 0.11% from last week's P27.64/kg and 8.42% relative to last year's P25.52/kg.



- The average retail price of P30.15/kg posted **gains** of 0.67% and 6.57% from last week's and last year's quotations, respectively.

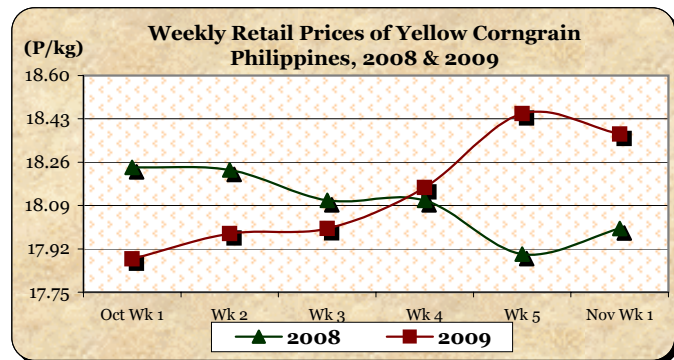
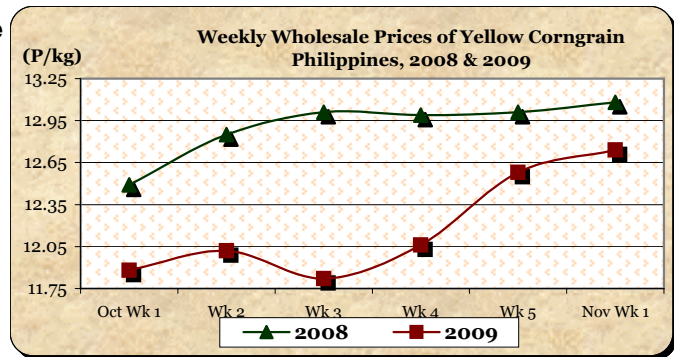


**E. Wholesale and Retail Prices of Corngrain, Yellow**

\* Price at wholesale increased while price at retail moved down after successive increments.

■ At wholesale, the average price of P12.74/kg was **up** by 1.27% from last week's level but this was **down** by 2.60% from last year's price.

■ At retail, the average price of P18.37/kg recorded a 0.43% **reduction** from last week's P18.45/kg but reflected a 2.06% **gain** from last year's P18.00/kg.

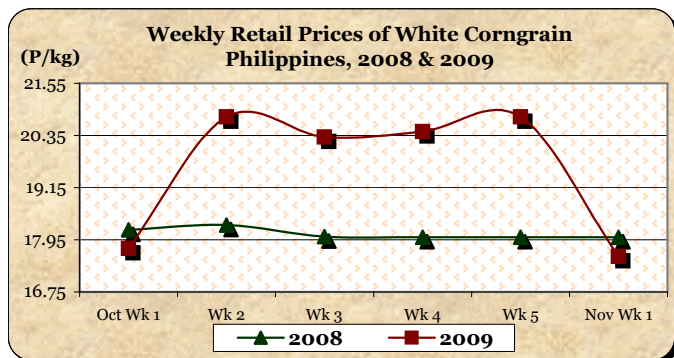
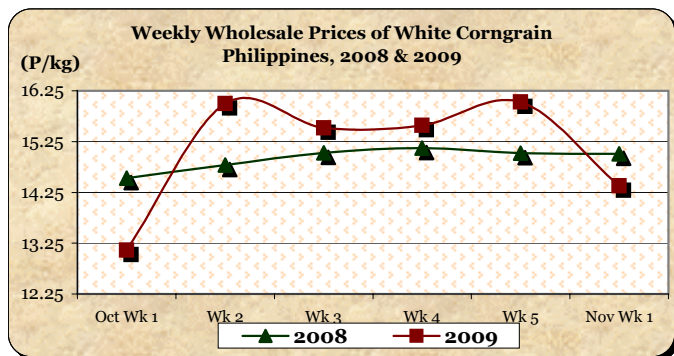


**F. Wholesale and Retail Prices of Corngrain, White**

\* Both wholesale and retail prices declined significantly.

■ The average wholesale price of P14.38/kg recorded **cuts** of 10.29% from last week's quotation and 4.20% from that of last year.

■ The average retail price of P17.57/kg fell by 15.45% and 2.44% from last week's and last year's reports, respectively.



**Annex 1**

**Comparative Weekly Farmgate, Wholesale and Retail Prices of Palay, Rice and Corn, Philippines**

Month/Week	Palay (Dry)				Well Milled Rice (WMR)							
	Farmgate Prices				Wholesale Prices				Retail Prices			
	2008	2009	% Change		2008	2009	% Change		2008	2009	% Change	
(1)	(2)	(3)	(3)/(2)	(weekly)	(6)	(7)	(7)/(6)	(weekly)	(10)	(11)	(11)/(10)	(weekly)
Oct Wk 1	13.12	13.92	6.10	-0.50	30.09	30.31	0.73	-0.39	33.94	33.57	-1.09	-0.27
Wk 2	13.27	13.91	4.82	-0.07	29.87	30.28	1.37	-0.10	33.73	33.54	-0.56	-0.09
Wk 3	13.31	14.08	5.79	1.22	29.76	30.41	2.18	0.43	33.44	33.56	0.36	0.06
Wk 4	13.40	14.23	6.19	1.07	29.56	30.61	3.55	0.66	33.08	33.69	1.84	0.39
Wk 5	13.19	14.28	8.26	0.35	29.29	30.70	4.81	0.29	32.94	33.78	2.55	0.27
Nov Wk 1P	13.25	14.24	7.47	-0.28	28.98	30.78	6.21	0.26	32.71	33.88	3.58	0.30

Month/Week	Regular Milled Rice (RMR)							
	Wholesale Prices				Retail Prices			
	2008	2009	% Change		2008	2009	% Change	
(1)	(2)	(3)	(3)/(2)	(weekly)	(6)	(7)	(7)/(6)	(weekly)
Oct Wk 1	26.26	27.21	3.62	-0.55	29.14	29.99	2.92	-0.50
Wk 2	26.05	27.24	4.57	0.11	28.77	29.91	3.96	-0.27
Wk 3	25.89	27.35	5.64	0.40	28.62	29.88	4.40	-0.10
Wk 4	25.84	27.63	6.93	1.02	28.57	29.97	4.90	0.30
Wk 5	25.69	27.64	7.59	0.04	28.39	29.95	5.49	-0.07
Nov Wk 1P	25.52	27.67	8.42	0.11	28.29	30.15	6.57	0.67

Month/Week	Corngrain, Yellow											
	Farmgate Prices				Wholesale Prices				Retail Prices			
	2008	2009	% Change		2008	2009	% Change		2008	2009	% Change	
(1)	(2)	(3)	(3)/(2)	(weekly)	(6)	(7)	(7)/(6)	(weekly)	(10)	(11)	(11)/(10)	(weekly)
Oct Wk 1	10.63	8.36	-21.35	0.72	12.49	11.88	-4.88	-1.41	18.24	17.88	-1.97	-1.81
Wk 2	10.80	8.58	-20.56	2.63	12.85	12.02	-6.46	1.18	18.23	17.98	-1.37	0.56
Wk 3	10.95	8.71	-20.46	1.52	13.01	11.82	-9.15	-1.66	18.11	18.00	-0.61	0.11
Wk 4	10.97	9.01	-17.87	3.44	12.99	12.06	-7.16	2.03	18.11	18.16	0.28	0.89
Wk 5	11.08	9.25	-16.52	2.66	13.01	12.58	-3.31	4.31	17.90	18.45	3.07	1.60
Nov Wk 1P	11.30	9.45	-16.37	2.16	13.08	12.74	-2.60	1.27	18.00	18.37	2.06	-0.43

Month/Week	Corngrain, White											
	Farmgate Prices				Wholesale Prices				Retail Prices			
	2008	2009	% Change		2008	2009	% Change		2008	2009	% Change	
(1)	(2)	(3)	(3)/(2)	(weekly)	(6)	(7)	(7)/(6)	(weekly)	(10)	(11)	(11)/(10)	(weekly)
Oct Wk 1	12.05	11.27	-6.47	3.02	14.53	13.11	-9.77	-17.13	18.18	17.75	-2.37	-12.17
Wk 2	12.25	11.51	-6.04	2.13	14.79	16.00	8.18	22.04	18.29	20.78	13.61	17.07
Wk 3	12.57	11.77	-6.36	2.26	15.03	15.52	3.26	-3.00	18.02	20.31	12.71	-2.26
Wk 4	12.74	11.84	-7.06	0.59	15.12	15.57	2.98	0.32	18.01	20.44	13.49	0.64
Wk 5	12.67	12.06	-4.81	1.86	15.02	16.03	6.72	2.95	18.01	20.78	15.38	1.66
Nov Wk 1P	12.79	12.10	-5.39	0.33	15.01	14.38	-4.20	-10.29	18.01	17.57	-2.44	-15.45

Note: R-revised; P-preliminary

