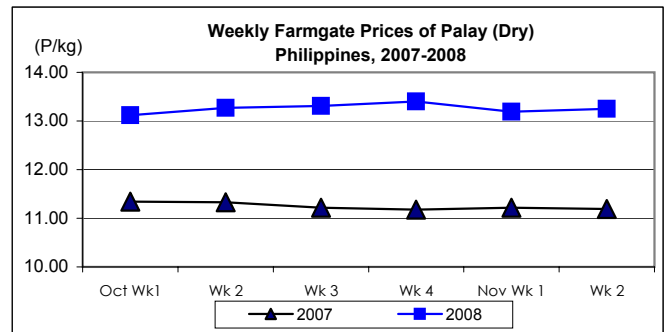




## Updates on Palay, Rice & Corn Prices, November 5-11, 2008

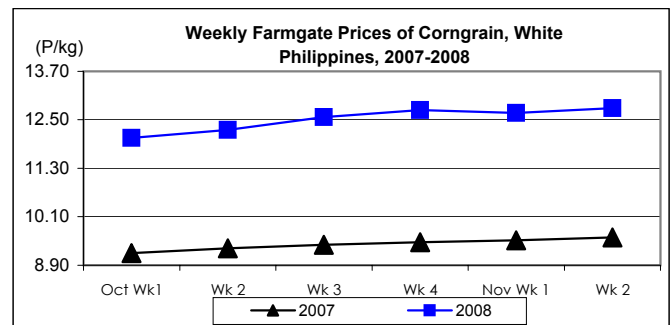
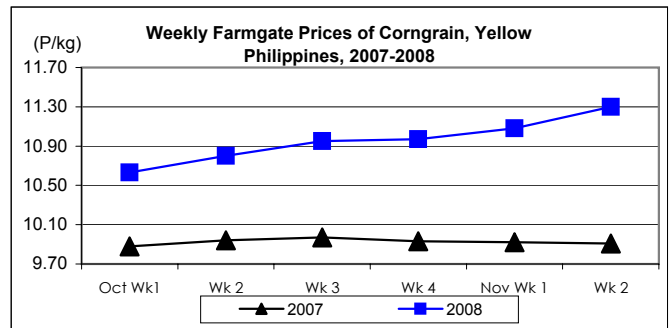
### A. Farmgate Price of Palay

- \* Price at farmgate resumed its upward movement after last week's decline.
  - Average price at P13.25/kg was up by 0.45% and 18.41% from prices of last week and last year, respectively.



### B. Farmgate Prices of Corngrain, Yellow and White

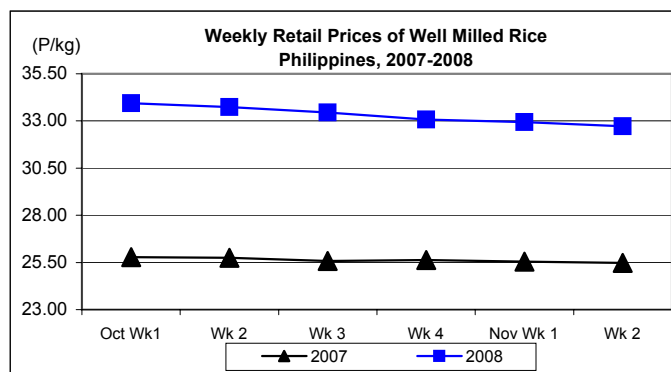
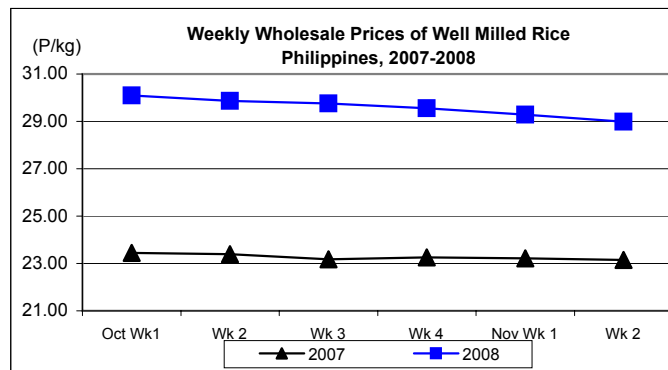
- \* Price gains were posted for both yellow and white corngrains.
  - Average price of yellow corngrain at P11.30/kg rose by 1.99% from last week's P11.08/kg and by 14.03% from last year's P9.91/kg.
  - Average price of white corngrain at P12.79/kg registered increments of 0.95% and 33.37% from prices of last week and last year, respectively.



### C. Wholesale and Retail Prices of Well Milled Rice (WMR)

☀ Both wholesale and retail prices slid continuously at rates faster than last week's records.

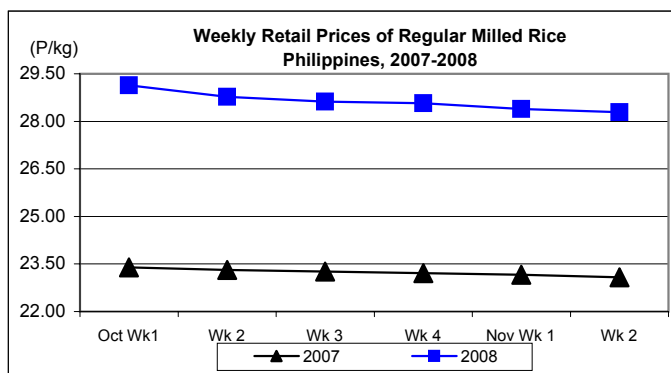
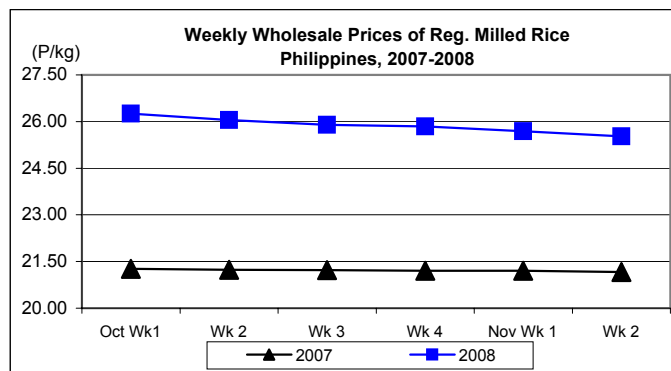
- Average wholesale price at P28.98/kg posted a 1.06% **cut** from last week's quotation but recorded a 25.18% **mark-up** from 2007 level.
- Average retail price at P32.71/kg **decreased** by 0.70% from last week's price but **increased** by 28.38% relative to last year's report.



### D. Wholesale and Retail Prices of Regular Milled Rice (RMR)

☀ Prices at both wholesale and retail levels sustained downtrends.

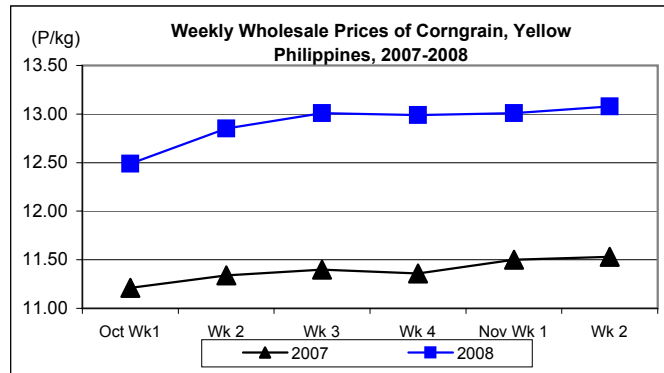
- Average wholesale price at P25.52/kg was 0.66% **below** last week's price but was 20.60% **above** last year's level.
- Average retail price at P28.29/kg was 0.35% **lower** than last week's P28.39/kg but was 22.57% **higher** than last year's P23.08/kg.



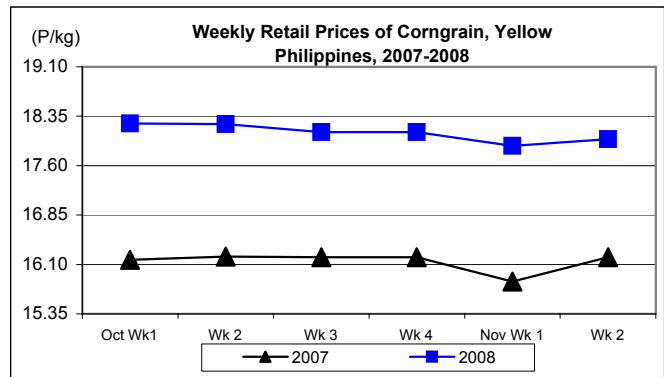
## E. Wholesale and Retail Prices of Corngrain, Yellow

✦ Price increments were reflected at both wholesale and retail levels.

- At wholesale, average price at P13.08/kg **went up** by 0.54% from last week's price and by 13.44% from 2007 quotation.



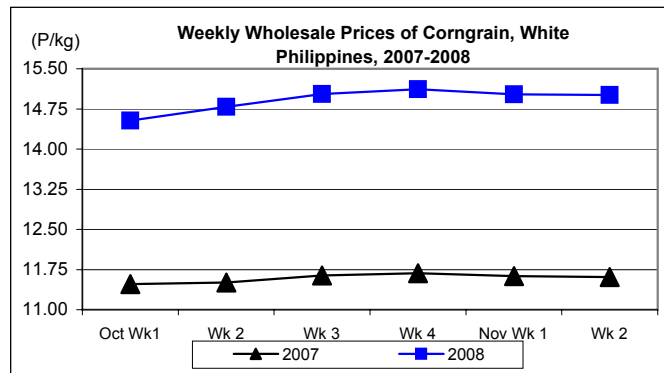
- At retail, average price at P18.00/kg posted **gains** of 0.56% and 11.04% relative to prices of last week and last year, respectively.



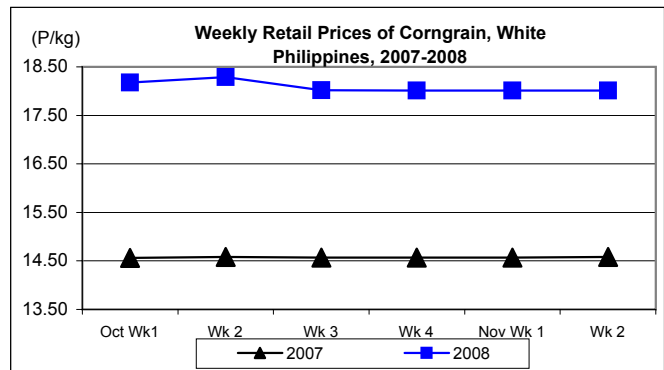
## F. Wholesale and Retail Prices of Corngrain, White

✦ Price at wholesale slightly decreased while price at retail remained unchanged for three (3) weeks.

- Average wholesale price at P15.01/kg slightly **dropped** by 0.07% from last week's P15.02/kg but **gained** by 29.29% from last year's P11.61/kg.



- Average retail price was **stable** at P18.01/kg for the last three (3) weeks. This was 23.53% **higher** than last year's price.



## Annex 1

### Comparative Weekly Farmgate, Wholesale and Retail Prices of Palay, Rice and Corn, Philippines

Month/Week	Palay (Dry)				Well Milled Rice (WMR)							
	Farmgate Prices				Wholesale Prices				Retail Prices			
	2007	2008	% Change		2007	2008	% Change		2007	2008	% Change	
(1)	(2)	(3)	(3)/(2)	(weekly)	(6)	(7)	(7)/(6)	(weekly)	(10)	(11)	(11)/(10)	(weekly)
Oct Wk1	11.34	13.12	15.70	-1.06	23.44	30.09	28.37	-0.13	25.79	33.94	31.60	-0.50
Wk 2	11.33	13.27	17.12	1.14	23.39	29.87	27.70	-0.73	25.74	33.73	31.04	-0.62
Wk 3	11.22	13.31	18.63	0.30	23.18	29.76	28.39	-0.37	25.58	33.44	30.73	-0.86
Wk 4	11.18	13.40	19.86	0.68	23.26	29.56	27.09	-0.67	25.63	33.08	29.07	-1.08
Nov Wk 1	11.22	13.19	17.56	-1.57	23.22	29.29	26.14	-0.91	25.54	32.94	28.97	-0.42
Wk 2	11.19	13.25	18.41	0.45	23.15	28.98	25.18	-1.06	25.48	32.71	28.38	-0.70

Month/Week	Regular Milled Rice (RMR)							
	Wholesale Prices				Retail Prices			
	2007	2008	% Change		2007	2008	% Change	
(1)	(2)	(3)	(3)/(2)	(weekly)	(6)	(7)	(7)/(6)	(weekly)
Oct Wk1	21.27	26.26	23.46	0.08	23.39	29.14	24.58	-0.65
Wk 2	21.23	26.05	22.70	-0.80	23.31	28.77	23.42	-1.27
Wk 3	21.22	25.89	22.01	-0.61	23.26	28.62	23.04	-0.52
Wk 4	21.20	25.84	21.89	-0.19	23.21	28.57	23.09	-0.17
Nov Wk 1	21.20	25.69	21.18	-0.58	23.16	28.39	22.58	-0.63
Wk 2	21.16	25.52	20.60	-0.66	23.08	28.29	22.57	-0.35

Month/Week	Corngrain, Yellow											
	Farmgate Prices				Wholesale Prices				Retail Prices			
	2007	2008	% Change		2007	2008	% Change		2007	2008	% Change	
(1)	(2)	(3)	(3)/(2)	(weekly)	(6)	(7)	(7)/(6)	(weekly)	(10)	(11)	(11)/(10)	(weekly)
Oct Wk1	9.88	10.63	7.59	2.71	11.21	12.49	11.42	0.48	16.17	18.24	12.80	0.11
Wk 2	9.94	10.80	8.65	1.60	11.34	12.85	13.32	2.88	16.22	18.23	12.39	-0.05
Wk 3	9.97	10.95	9.83	1.39	11.40	13.01	14.12	1.25	16.21	18.11	11.72	-0.66
Wk 4	9.93	10.97	10.47	0.18	11.36	12.99	14.35	-0.15	16.21	18.11	11.72	0.00
Nov Wk 1	9.92	11.08	11.69	1.00	11.50	13.01	13.13	0.15	15.84	17.90	13.01	-1.16
Wk 2	9.91	11.30	14.03	1.99	11.53	13.08	13.44	0.54	16.21	18.00	11.04	0.56

Month/Week	Corngrain, White											
	Farmgate Prices				Wholesale Prices				Retail Prices			
	2007	2008	% Change		2007	2008	% Change		2007	2008	% Change	
(1)	(2)	(3)	(3)/(2)	(weekly)	(6)	(7)	(7)/(6)	(weekly)	(10)	(11)	(11)/(10)	(weekly)
Oct Wk1	9.20	12.05	30.98	1.77	11.48	14.53	26.57	2.98	14.56	18.18	24.86	2.83
Wk 2	9.32	12.25	31.44	1.66	11.51	14.79	28.50	1.79	14.58	18.29	25.45	0.61
Wk 3	9.41	12.57	33.58	2.61	11.64	15.03	29.12	1.62	14.57	18.02	23.68	-1.48
Wk 4	9.47	12.74	34.53	1.35	11.68	15.12	29.45	0.60	14.57	18.01	23.61	-0.06
Nov Wk 1	9.52	12.67	33.09	-0.55	11.63	15.02	29.15	-0.66	14.57	18.01	23.61	0.00
Wk 2	9.59	12.79	33.37	0.95	11.61	15.01	29.29	-0.07	14.58	18.01	23.53	0.00