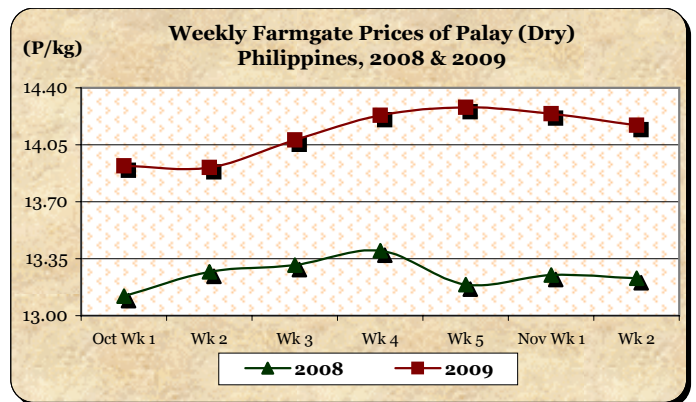


A. Farmgate Price of Palay

* Price continued to decrease at rate much faster than last week's record.

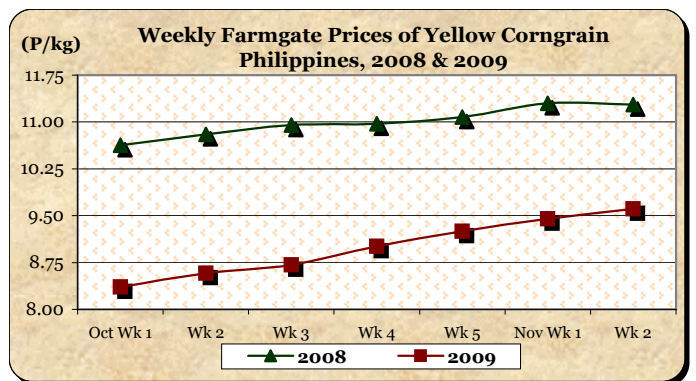
■ The average price of P14.17/kg was **down** by 0.49% from last week's level but **up** by 7.11% relative to last year's quotation.



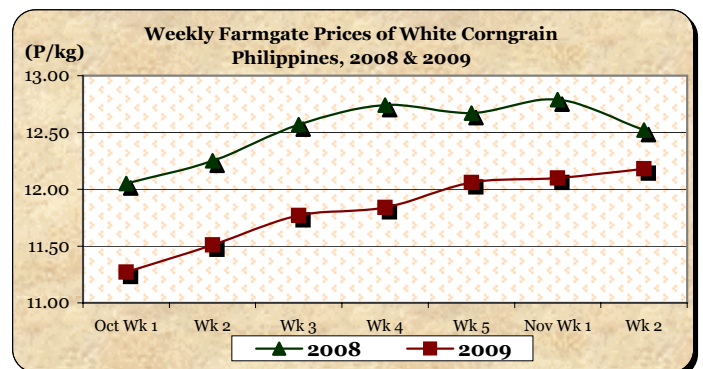
B. Farmgate Prices of Corngrain, Yellow and White

* Prices of both yellow and white corngrains sustained uptrends.

■ Yellow corngrain price at P9.61/kg registered a 1.69% **mark-up** from last week's price but indicated a 14.80% **cut** from 2008 record.



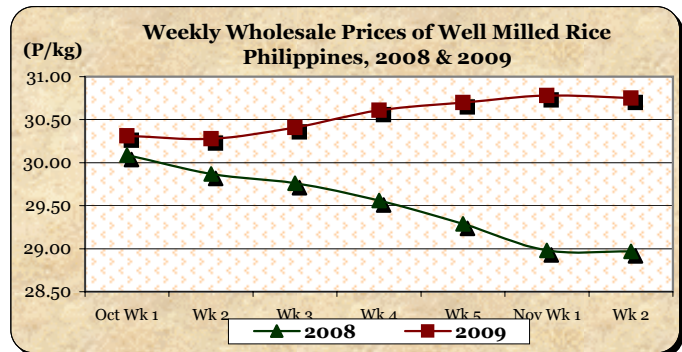
■ White corngrain price at P12.18/kg posted a 0.66% **increment** from last week's P12.10/kg but recorded a 2.72% **decrement** from last year's P12.52/kg.



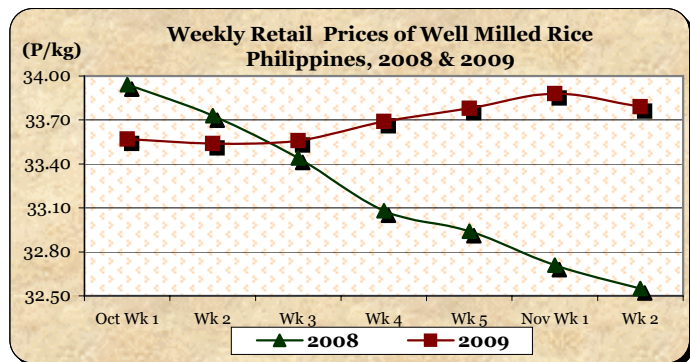
C. Wholesale and Retail Prices of Well Milled Rice (WMR)

* Prices at both wholesale and retail levels dropped after several weeks of increases.

■ The average wholesale price of P30.75/kg was 0.10% lower than last week's price but was 6.14% higher than that of last year.



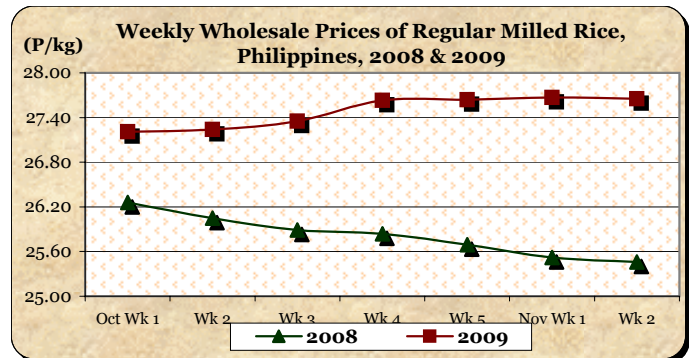
■ The average retail price of P33.79/kg was 0.27% below last week's level but was 3.81% above last year's quotation.



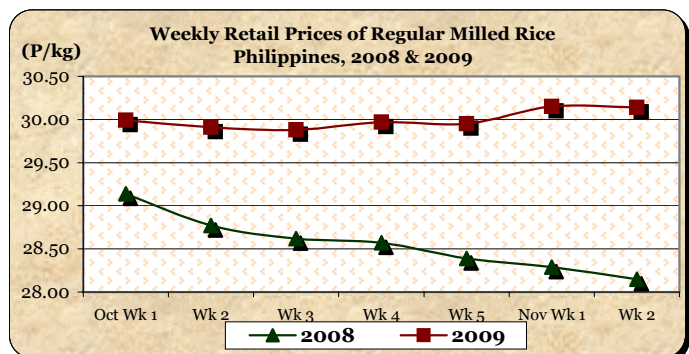
D. Wholesale and Retail Prices of Regular Milled Rice (RMR)

* Both wholesale and retail prices dropped.

■ At wholesale, the average price of P27.65/kg fell by 0.07% from last week's level but it rose by 8.60% compared to 2008 report.



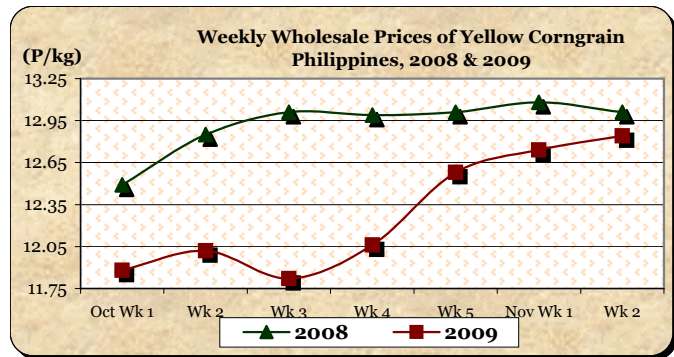
■ At retail, the average price of P30.14/kg slightly went down by 0.03% from last week's P30.15/kg. Relative to last year's price of P28.15/kg, this moved up by 7.07%.



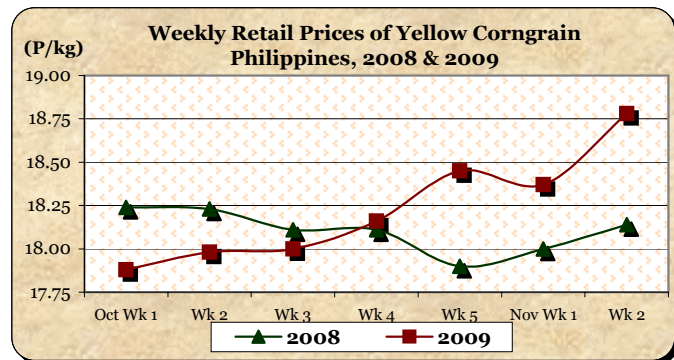
E. Wholesale and Retail Prices of Corngrain, Yellow

* Prices at both wholesale and retail levels moved upward.

■ The average wholesale price of P12.84/kg was **up** by 0.78% from last week's level but this was **down** by 1.31% from last year's price.



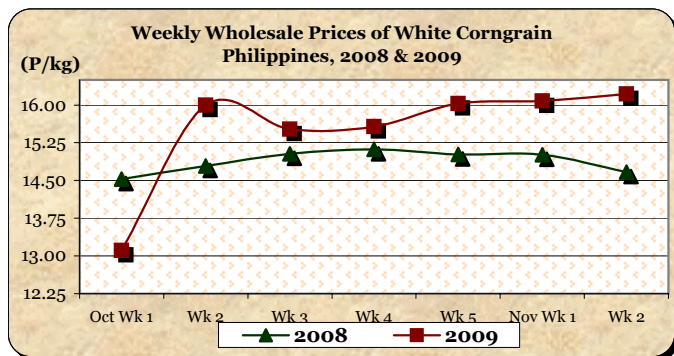
■ The average retail price of P18.78/kg registered **gains** of 2.23% and 3.53% relative to prices of last week and last year, respectively.



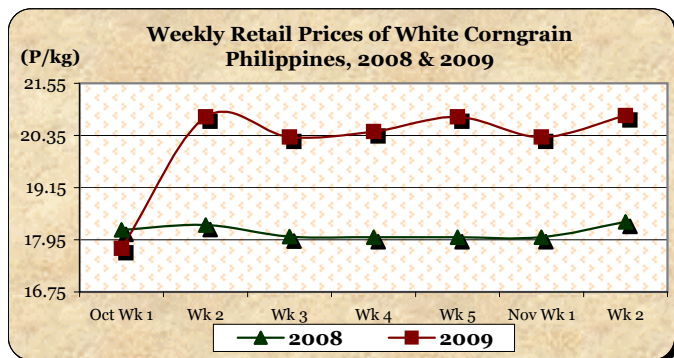
F. Wholesale and Retail Prices of Corngrain, White

* Both wholesale and retail prices recorded increases.

■ At wholesale, the average price of P16.22/kg recorded **increments** of 0.87% from last week's quotation and 10.57% from that of last year.



■ At retail, the average price of P20.81/kg posted **mark-ups** of 2.46% and 13.34% from last week's and last year's reports, respectively.



Annex 1

Comparative Weekly Farmgate, Wholesale and Retail Prices of Palay, Rice and Corn, Philippines

Month/Week	Palay (Dry)				Well Milled Rice (WMR)							
	Farmgate Prices				Wholesale Prices				Retail Prices			
	2008	2009	% Change		2008	2009	% Change		2008	2009	% Change	
(1)	(2)	(3)	(3)/(2)	(weekly)	(6)	(7)	(7)/(6)	(weekly)	(10)	(11)	(11)/(10)	(weekly)
Oct Wk 1	13.12	13.92	6.10	-0.50	30.09	30.31	0.73	-0.39	33.94	33.57	-1.09	-0.27
Wk 2	13.27	13.91	4.82	-0.07	29.87	30.28	1.37	-0.10	33.73	33.54	-0.56	-0.09
Wk 3	13.31	14.08	5.79	1.22	29.76	30.41	2.18	0.43	33.44	33.56	0.36	0.06
Wk 4	13.40	14.23	6.19	1.07	29.56	30.61	3.55	0.66	33.08	33.69	1.84	0.39
Wk 5	13.19	14.28	8.26	0.35	29.29	30.70	4.81	0.29	32.94	33.78	2.55	0.27
Nov Wk 1	13.25	14.24	7.47	-0.28	28.98	30.78	6.21	0.26	32.71	33.88	3.58	0.30
Wk 2P	13.23	14.17	7.11	-0.49	28.97	30.75	6.14	-0.10	32.55	33.79	3.81	-0.27

Month/Week	Regular Milled Rice (RMR)							
	Wholesale Prices				Retail Prices			
	2008	2009	% Change		2008	2009	% Change	
(1)	(2)	(3)	(3)/(2)	(weekly)	(6)	(7)	(7)/(6)	(weekly)
Oct Wk 1	26.26	27.21	3.62	-0.55	29.14	29.99	2.92	-0.50
Wk 2	26.05	27.24	4.57	0.11	28.77	29.91	3.96	-0.27
Wk 3	25.89	27.35	5.64	0.40	28.62	29.88	4.40	-0.10
Wk 4	25.84	27.63	6.93	1.02	28.57	29.97	4.90	0.30
Wk 5	25.69	27.64	7.59	0.04	28.39	29.95	5.49	-0.07
Nov Wk 1	25.52	27.67	8.42	0.11	28.29	30.15	6.57	0.67
Wk 2P	25.46	27.65	8.60	-0.07	28.15	30.14	7.07	-0.03

Month/Week	Corngrain, Yellow											
	Farmgate Prices				Wholesale Prices				Retail Prices			
	2008	2009	% Change		2008	2009	% Change		2008	2009	% Change	
(1)	(2)	(3)	(3)/(2)	(weekly)	(6)	(7)	(7)/(6)	(weekly)	(10)	(11)	(11)/(10)	(weekly)
Oct Wk 1	10.63	8.36	-21.35	0.72	12.49	11.88	-4.88	-1.41	18.24	17.88	-1.97	-1.81
Wk 2	10.80	8.58	-20.56	2.63	12.85	12.02	-6.46	1.18	18.23	17.98	-1.37	0.56
Wk 3	10.95	8.71	-20.46	1.52	13.01	11.82	-9.15	-1.66	18.11	18.00	-0.61	0.11
Wk 4	10.97	9.01	-17.87	3.44	12.99	12.06	-7.16	2.03	18.11	18.16	0.28	0.89
Wk 5	11.08	9.25	-16.52	2.66	13.01	12.58	-3.31	4.31	17.90	18.45	3.07	1.60
Nov Wk 1	11.30	9.45	-16.37	2.16	13.08	12.74	-2.60	1.27	18.00	18.37	2.06	-0.43
Wk 2P	11.28	9.61	-14.80	1.69	13.01	12.84	-1.31	0.78	18.14	18.78	3.53	2.23

Month/Week	Corngrain, White											
	Farmgate Prices				Wholesale Prices				Retail Prices			
	2008	2009	% Change		2008	2009	% Change		2008	2009	% Change	
(1)	(2)	(3)	(3)/(2)	(weekly)	(6)	(7)	(7)/(6)	(weekly)	(10)	(11)	(11)/(10)	(weekly)
Oct Wk 1	12.05	11.27	-6.47	3.02	14.53	13.11	-9.77	-17.13	18.18	17.75	-2.37	-12.17
Wk 2	12.25	11.51	-6.04	2.13	14.79	16.00	8.18	22.04	18.29	20.78	13.61	17.07
Wk 3	12.57	11.77	-6.36	2.26	15.03	15.52	3.26	-3.00	18.02	20.31	12.71	-2.26
Wk 4	12.74	11.84	-7.06	0.59	15.12	15.57	2.98	0.32	18.01	20.44	13.49	0.64
Wk 5	12.67	12.06	-4.81	1.86	15.02	16.03	6.72	2.95	18.01	20.78	15.38	1.66
Nov Wk 1	12.79	12.10	-5.39	0.33	15.01	16.08	7.13	0.31	18.01	20.31	12.77	-2.26
Wk 2P	12.52	12.18	-2.72	0.66	14.67	16.22	10.57	0.87	18.36	20.81	13.34	2.46

Note: R-revised; P-preliminary