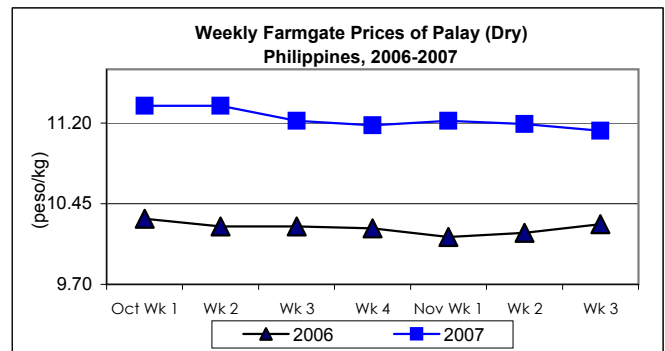




Updates on Palay, Rice & Corn Prices, November 14-20, 2007

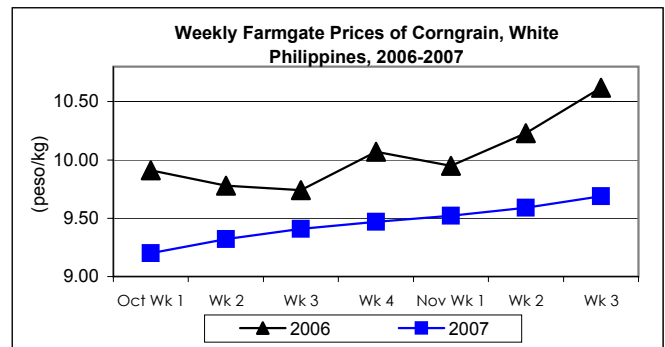
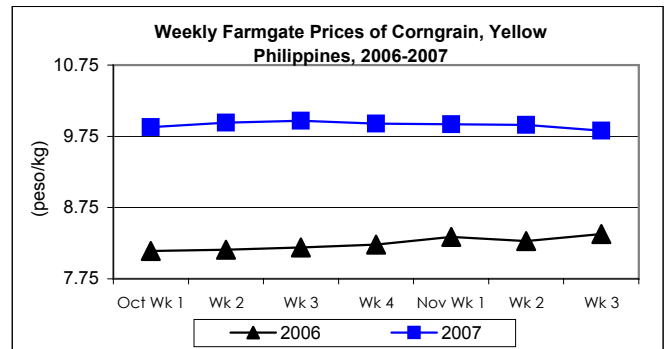
A. Farmgate Price of Palay

- * Palay price sustained the previous week's downtrend.
 - Palay price was **down** by 0.54% from the previous week's price but was still **up** by 8.48% from the 2006 record.



B. Farmgate Prices of Corngrain, Yellow and White

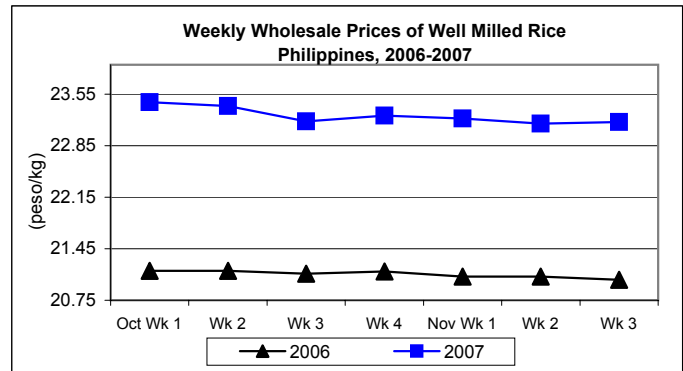
- * Yellow corngrain and white corngrain prices moved continuously in opposite directions.
 - Yellow corngrain price **decreased** again from P9.91/kg last week to P9.83/kg this week or by 0.81%. Compared to last year's report, price **increased** by 17.30%.
 - Price of white corngrain went **up** by 1.04% from last week's price but was **down** by 8.76% from the preceding year's record.



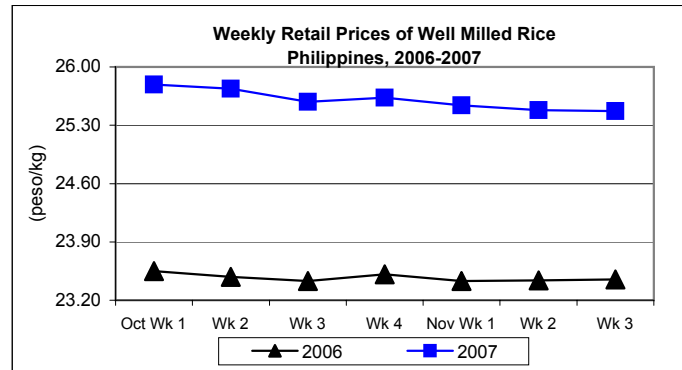
C. Wholesale and Retail Prices of Well Milled Rice (WMR)

☀ Wholesale price was moved up. Retail price noted a continuous downtrend.

- Wholesale price, which closed at P23.17/kg indicated **increases** of 0.09% and 10.18% from last week's and last year's prices, respectively.



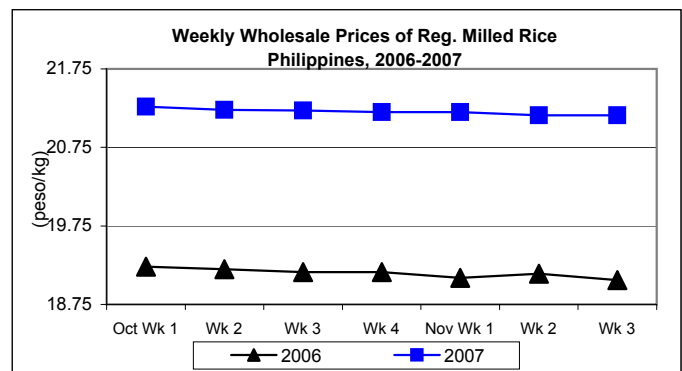
- Retail price at P25.47/kg registered a **decrease** of 0.04% from last week's P25.48/kg but an **increase** of 8.61% compared to last year's P23.45/kg.



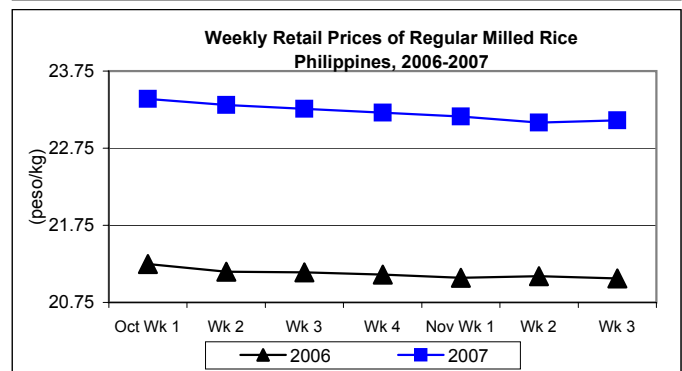
D. Wholesale and Retail Prices of Regular Milled Rice (RMR)

☀ Wholesale price was stable but retail price was up after its five weeks of decreases.

- Wholesale price remained **stable** at P21.16/kg but still showed an **increment** of 11.02% relative to last year's record.



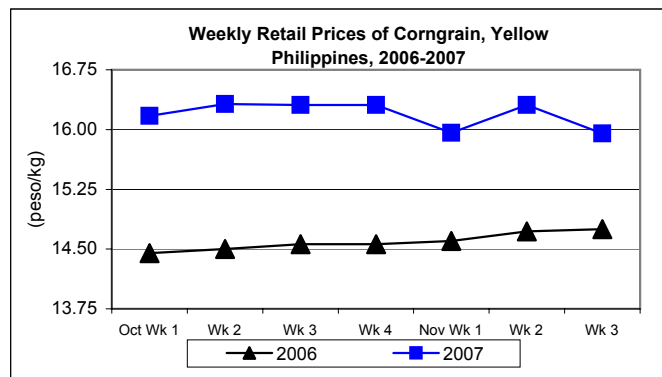
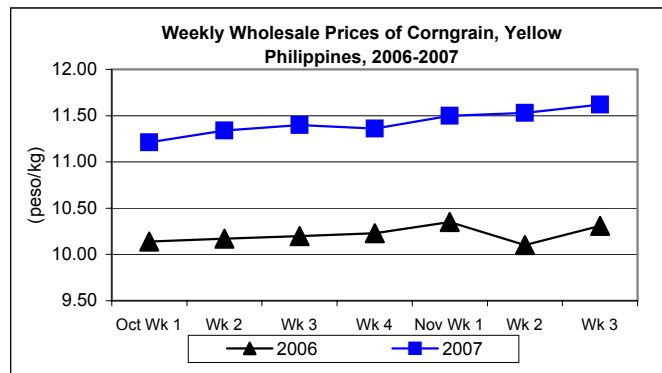
- Retail price, which averaged P23.11/kg was **higher** by 0.13% from last week's P23.08 and by 9.73% from last year's P21.06/kg.



E. Wholesale and Retail Prices of Corngrain, Yellow

✦ Continuous uptrend was noted again in the wholesale price. Retail price dropped.

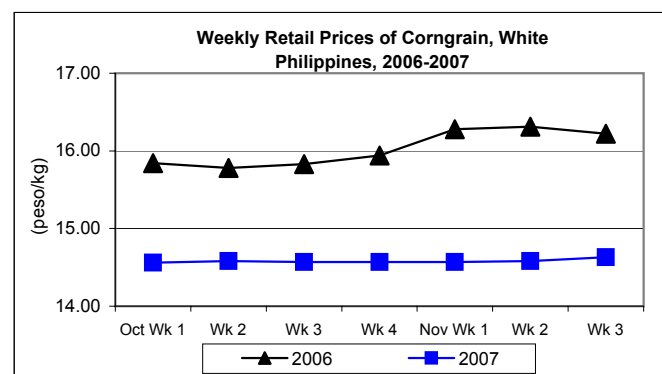
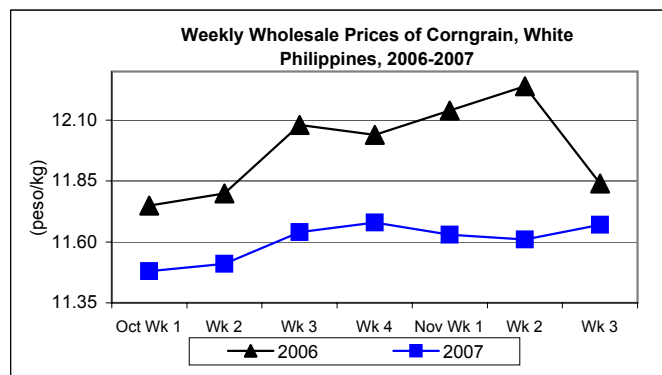
- Wholesale price registered increases by 0.78% and 12.71% from the prices of the previous week and year, respectively.
- Retail price, which closed at P15.95/kg, fell by 2.21% from last week's report but rose by 8.14% from last year's price.



F. Wholesale and Retail Prices of Corngrain, White

✦ Both wholesale and retail prices indicated an upward trend.

- Wholesale price at P11.67/kg was higher by 0.52% compared to last week's P11.61/kg but was lower by 1.44% from last year's record.
- Retail price indicated an increase of 0.34% from last week's P14.58/kg but a decrease of 9.80% relative to last year's price.



Annex 1

Comparative Weekly Farmgate, Wholesale and Retail Prices of Palay, Rice and Corn, Philippines

| Month/Week | Palay (Dry) | | | | Well Milled Rice (WMR) | | | | | | | |
|------------|-----------------|-------|----------|----------|------------------------|-------|----------|----------|---------------|-------|-----------|----------|
| | Farmgate Prices | | | | Wholesale Prices | | | | Retail Prices | | | |
| | 2006 | 2007 | % Change | | 2006 | 2007 | % Change | | 2006 | 2007 | % Change | |
| (1) | (2) | (3) | (3)/(2) | (weekly) | (6) | (7) | (7)/(6) | (weekly) | (10) | (11) | (11)/(10) | (weekly) |
| Oct Wk 1 | 10.31 | 11.36 | 10.18 | -2.82 | 21.15 | 23.44 | 10.83 | -0.76 | 23.55 | 25.79 | 9.51 | -0.27 |
| Wk 2 | 10.24 | 11.36 | 10.94 | 0.00 | 21.15 | 23.39 | 10.59 | -0.21 | 23.48 | 25.74 | 9.63 | -0.19 |
| Wk 3 | 10.24 | 11.22 | 9.57 | -1.23 | 21.11 | 23.18 | 9.81 | -0.90 | 23.43 | 25.58 | 9.18 | -0.62 |
| Wk 4 | 10.22 | 11.18 | 9.39 | -0.36 | 21.14 | 23.26 | 10.03 | 0.35 | 23.51 | 25.63 | 9.02 | 0.20 |
| Nov Wk 1 | 10.14 | 11.22 | 10.65 | 0.36 | 21.07 | 23.22 | 10.20 | -0.17 | 23.43 | 25.54 | 9.01 | -0.35 |
| Wk 2 | 10.18 | 11.19 | 9.92 | -0.27 | 21.07 | 23.15 | 9.87 | -0.30 | 23.44 | 25.48 | 8.70 | -0.23 |
| Wk 3 | 10.26 | 11.13 | 8.48 | -0.54 | 21.03 | 23.17 | 10.18 | 0.09 | 23.45 | 25.47 | 8.61 | -0.04 |

| Month/Week | Regular Milled Rice (RMR) | | | | | | | |
|------------|---------------------------|-------|----------|----------|---------------|-------|----------|----------|
| | Wholesale Prices | | | | Retail Prices | | | |
| | 2006 | 2007 | % Change | | 2006 | 2007 | % Change | |
| (1) | (2) | (3) | (3)/(2) | (weekly) | (6) | (7) | (7)/(6) | (weekly) |
| Oct Wk 1 | 19.23 | 21.27 | 10.61 | -0.79 | 21.25 | 23.39 | 10.07 | 0.09 |
| Wk 2 | 19.20 | 21.23 | 10.57 | -0.19 | 21.15 | 23.31 | 10.21 | -0.34 |
| Wk 3 | 19.16 | 21.22 | 10.75 | -0.05 | 21.14 | 23.26 | 10.03 | -0.21 |
| Wk 4 | 19.16 | 21.20 | 10.65 | -0.09 | 21.11 | 23.21 | 9.95 | -0.21 |
| Nov Wk 1 | 19.09 | 21.20 | 11.05 | 0.00 | 21.07 | 23.16 | 9.92 | -0.22 |
| Wk 2 | 19.14 | 21.16 | 10.55 | -0.19 | 21.09 | 23.08 | 9.44 | -0.35 |
| Wk 3 | 19.06 | 21.16 | 11.02 | 0.00 | 21.06 | 23.11 | 9.73 | 0.13 |

| Month/Week | Corngrain, Yellow | | | | | | | | | | | |
|------------|-------------------|------|----------|----------|------------------|-------|----------|----------|---------------|-------|-----------|----------|
| | Farmgate Prices | | | | Wholesale Prices | | | | Retail Prices | | | |
| | 2006 | 2007 | % Change | | 2006 | 2007 | % Change | | 2006 | 2007 | % Change | |
| (1) | (2) | (3) | (3)/(2) | (weekly) | (6) | (7) | (7)/(6) | (weekly) | (10) | (11) | (11)/(10) | (weekly) |
| Oct Wk 1 | 8.14 | 9.88 | 21.38 | 1.54 | 10.14 | 11.21 | 10.55 | 0.81 | 14.45 | 16.17 | 11.90 | 0.62 |
| Wk 2 | 8.16 | 9.94 | 21.81 | 0.61 | 10.17 | 11.34 | 11.50 | 1.16 | 14.50 | 16.32 | 12.55 | 0.93 |
| Wk 3 | 8.19 | 9.97 | 21.73 | 0.30 | 10.20 | 11.40 | 11.76 | 0.53 | 14.56 | 16.31 | 12.02 | -0.06 |
| Wk 4 | 8.23 | 9.93 | 20.66 | -0.40 | 10.23 | 11.36 | 11.05 | -0.35 | 14.56 | 16.31 | 12.02 | 0.00 |
| Nov Wk 1 | 8.34 | 9.92 | 18.94 | -0.10 | 10.35 | 11.50 | 11.11 | 1.23 | 14.60 | 15.96 | 9.32 | -2.15 |
| Wk 2 | 8.28 | 9.91 | 19.69 | -0.10 | 10.10 | 11.53 | 14.16 | 0.26 | 14.72 | 16.31 | 10.80 | 2.19 |
| Wk 3 | 8.38 | 9.83 | 17.30 | -0.81 | 10.31 | 11.62 | 12.71 | 0.78 | 14.75 | 15.95 | 8.14 | -2.21 |

| Month/Week | Corngrain, White | | | | | | | | | | | |
|------------|------------------|------|----------|----------|------------------|-------|----------|----------|---------------|-------|-----------|----------|
| | Farmgate Prices | | | | Wholesale Prices | | | | Retail Prices | | | |
| | 2006 | 2007 | % Change | | 2006 | 2007 | % Change | | 2006 | 2007 | % Change | |
| (1) | (2) | (3) | (3)/(2) | (weekly) | (6) | (7) | (7)/(6) | (weekly) | (10) | (11) | (11)/(10) | (weekly) |
| Oct Wk 1 | 9.91 | 9.20 | -7.16 | 0.00 | 11.75 | 11.48 | -2.30 | 0.44 | 15.84 | 14.56 | -8.08 | -3.58 |
| Wk 2 | 9.78 | 9.32 | -4.70 | 1.30 | 11.80 | 11.51 | -2.46 | 0.26 | 15.78 | 14.58 | -7.60 | 0.14 |
| Wk 3 | 9.74 | 9.41 | -3.39 | 0.97 | 12.08 | 11.64 | -3.64 | 1.13 | 15.83 | 14.57 | -7.96 | -0.07 |
| Wk 4 | 10.07 | 9.47 | -5.96 | 0.64 | 12.04 | 11.68 | -2.99 | 0.34 | 15.94 | 14.57 | -8.59 | 0.00 |
| Nov Wk 1 | 9.95 | 9.52 | -4.32 | 0.53 | 12.14 | 11.63 | -4.20 | -0.43 | 16.28 | 14.57 | -10.50 | 0.00 |
| Wk 2 | 10.23 | 9.59 | -6.26 | 0.74 | 12.24 | 11.61 | -5.15 | -0.17 | 16.31 | 14.58 | -10.61 | 0.07 |
| Wk 3 | 10.62 | 9.69 | -8.76 | 1.04 | 11.84 | 11.67 | -1.44 | 0.52 | 16.22 | 14.63 | -9.80 | 0.34 |