

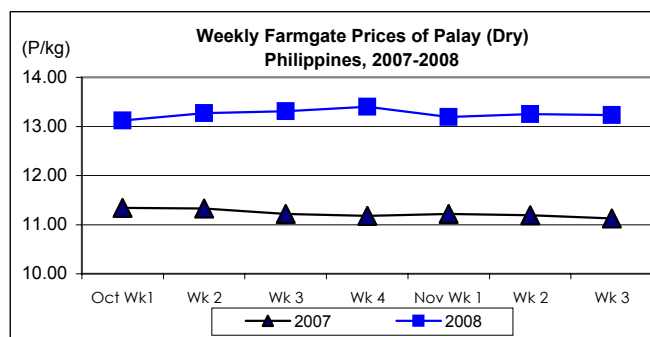


Updates on Palay, Rice & Corn Prices, November 12-18, 2008

A. Farmgate Price of Palay

* **Price at farmgate fluctuated.**

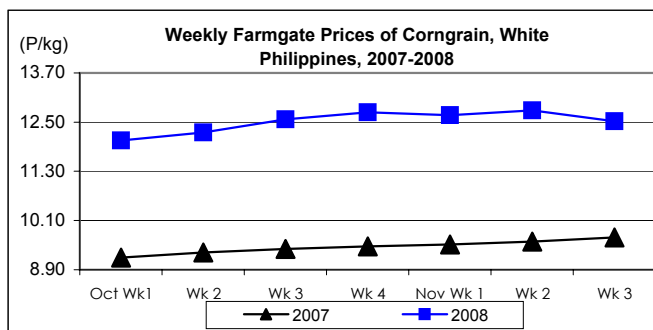
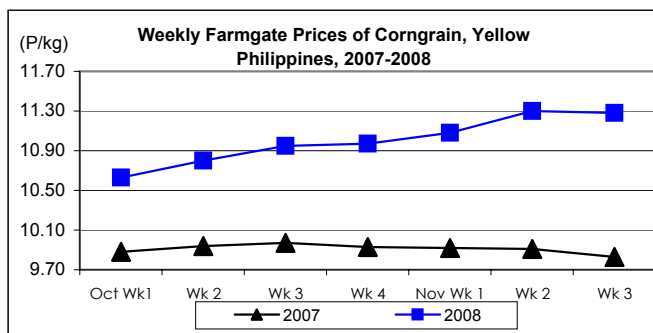
- Average price at P13.23/kg was 0.15% **below** last week's price but was 18.87% **above** last year's level.



B. Farmgate Prices of Corngrain, Yellow and White

* **Price cuts were noted for both yellow and white corngrains.**

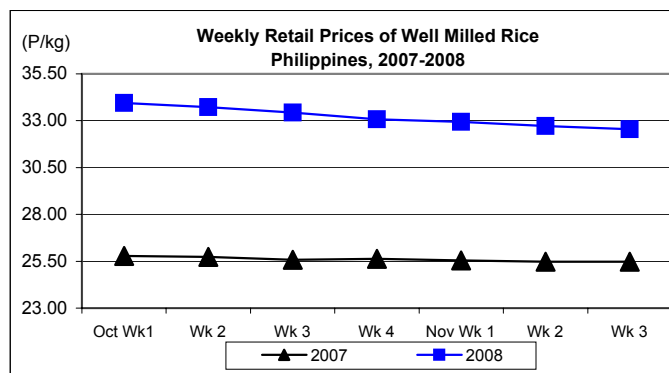
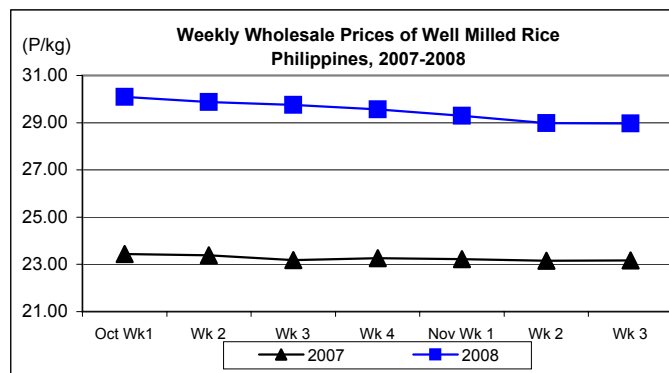
- Average price of yellow corngrain at P11.28/kg was **down** by 0.18% from last week's level but was **up** by 14.75% relative to 2007 quotation.
- Average price of white corngrain at P12.52/kg was 2.11% **lower** than last week's P12.79/kg but was 29.21% **higher** than last year's P9.69/kg.



C. Wholesale and Retail Prices of Well Milled Rice (WMR)

☀ Both wholesale and retail prices continuously moved downward at rates slower than last week's records.

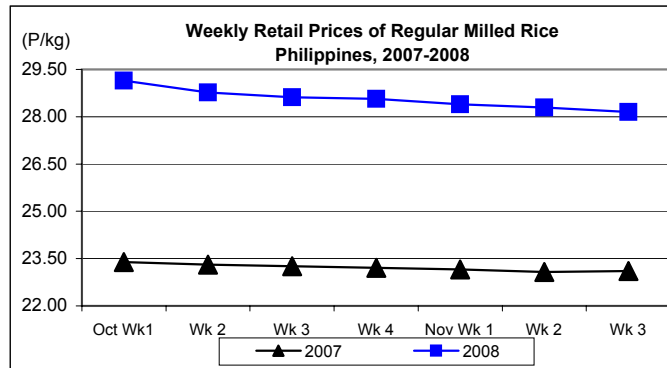
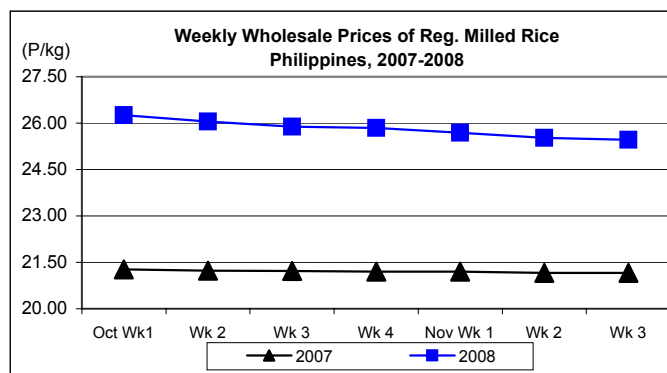
- Average wholesale price at P28.97/kg slightly **dropped** by 0.03% from last week's P28.98/kg but **gained** by 25.03% from last year's P23.17/kg.
- Average retail price at P32.55/kg posted a 0.49% **decrement** from last week's price but recorded a 27.80% **increment** over last year's report.



D. Wholesale and Retail Prices of Regular Milled Rice (RMR)

☀ Prices at both wholesale and retail levels sustained downtrends. Compared to last week, rate at wholesale was slower while rate at retail was faster.

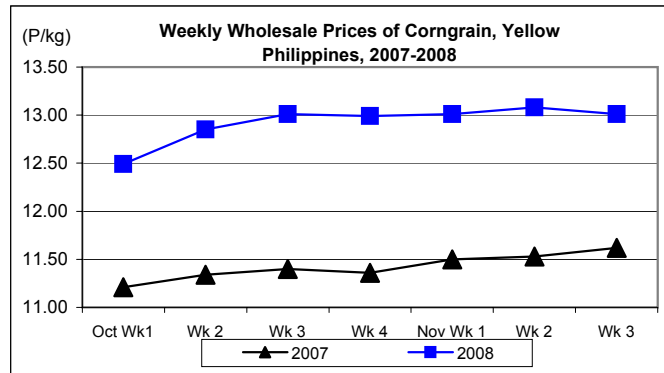
- At wholesale, average price at P25.46/kg **decreased** by 0.24% from last week's price but **increased** by 20.32% from last year's level.
- At retail, average price at P28.15/kg **fell** by 0.49% from last week's level but **rose** by 21.81% compared to last year's record.



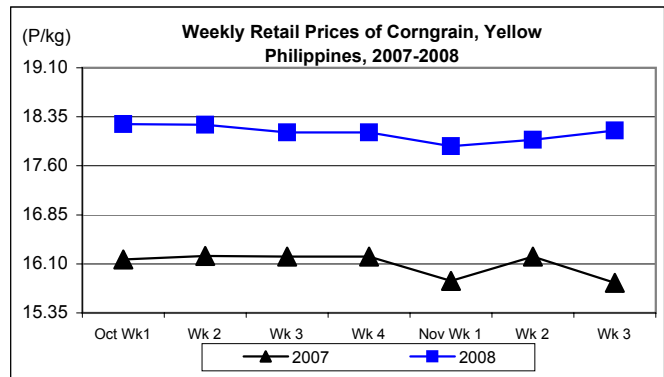
E. Wholesale and Retail Prices of Corngrain, Yellow

☀ **At wholesale, price cut was recorded while at retail, price gain was noted.**

- At wholesale, average price at P13.01/kg was the same as the price two weeks ago. This was 0.54% **lower** than last week's price but 11.96% **higher** than last year's report.



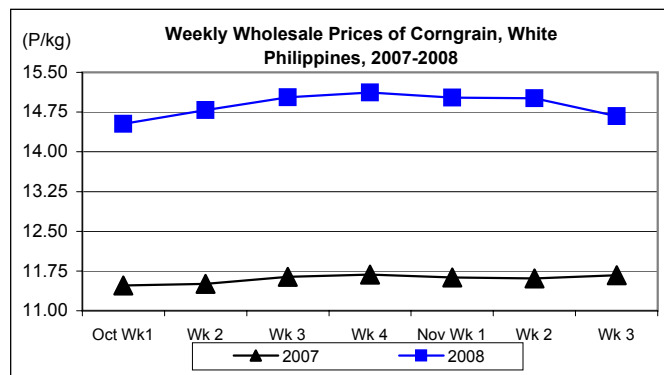
- At retail, average price at P18.14/kg posted **mark-ups** of 0.78% and 14.74% relative to prices of last week and last year, respectively.



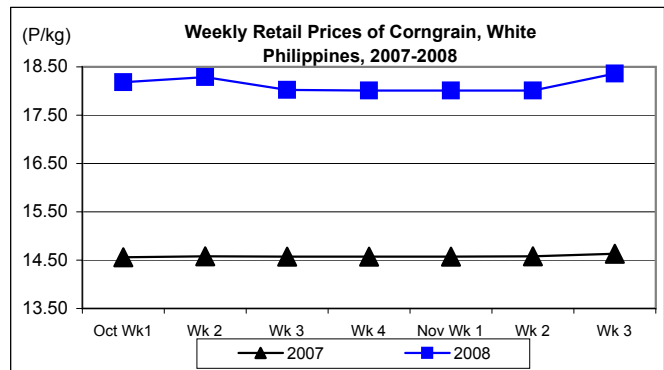
F. Wholesale and Retail Prices of Corngrain, White

☀ **Price at wholesale sustained a downward movement while price at retail went up.**

- Average wholesale price at P14.67/kg recorded a 2.27% **decrement** from last week's price but posted a 25.71% **increment** from 2007 level.



- Average retail price at P18.36/kg **went up** by 1.94% from the price of P18.01/kg, which was the price over the last three weeks. This was, likewise, 25.50% **higher** than last year's quotation.



Annex 1

Comparative Weekly Farmgate, Wholesale and Retail Prices of Palay, Rice and Corn, Philippines

Month/Week	Palay (Dry)				Well Milled Rice (WMR)							
	Farmgate Prices				Wholesale Prices				Retail Prices			
	2007	2008	% Change		2007	2008	% Change		2007	2008	% Change	
(1)	(2)	(3)	(3)/(2)	(weekly)	(6)	(7)	(7)/(6)	(weekly)	(10)	(11)	(11)/(10)	(weekly)
Oct Wk1	11.34	13.12	15.70	-1.06	23.44	30.09	28.37	-0.13	25.79	33.94	31.60	-0.50
Wk 2	11.33	13.27	17.12	1.14	23.39	29.87	27.70	-0.73	25.74	33.73	31.04	-0.62
Wk 3	11.22	13.31	18.63	0.30	23.18	29.76	28.39	-0.37	25.58	33.44	30.73	-0.86
Wk 4	11.18	13.40	19.86	0.68	23.26	29.56	27.09	-0.67	25.63	33.08	29.07	-1.08
Nov Wk 1	11.22	13.19	17.56	-1.57	23.22	29.29	26.14	-0.91	25.54	32.94	28.97	-0.42
Wk 2	11.19	13.25	18.41	0.45	23.15	28.98	25.18	-1.06	25.48	32.71	28.38	-0.70
Wk 3	11.13	13.23	18.87	-0.15	23.17	28.97	25.03	-0.03	25.47	32.55	27.80	-0.49

Month/Week	Regular Milled Rice (RMR)							
	Wholesale Prices				Retail Prices			
	2007	2008	% Change		2007	2008	% Change	
(1)	(2)	(3)	(3)/(2)	(weekly)	(6)	(7)	(7)/(6)	(weekly)
Oct Wk1	21.27	26.26	23.46	0.08	23.39	29.14	24.58	-0.65
Wk 2	21.23	26.05	22.70	-0.80	23.31	28.77	23.42	-1.27
Wk 3	21.22	25.89	22.01	-0.61	23.26	28.62	23.04	-0.52
Wk 4	21.20	25.84	21.89	-0.19	23.21	28.57	23.09	-0.17
Nov Wk 1	21.20	25.69	21.18	-0.58	23.16	28.39	22.58	-0.63
Wk 2	21.16	25.52	20.60	-0.66	23.08	28.29	22.57	-0.35
Wk 3	21.16	25.46	20.32	-0.24	23.11	28.15	21.81	-0.49

Month/Week	Corngrain, Yellow											
	Farmgate Prices				Wholesale Prices				Retail Prices			
	2007	2008	% Change		2007	2008	% Change		2007	2008	% Change	
(1)	(2)	(3)	(3)/(2)	(weekly)	(6)	(7)	(7)/(6)	(weekly)	(10)	(11)	(11)/(10)	(weekly)
Oct Wk1	9.88	10.63	7.59	2.71	11.21	12.49	11.42	0.48	16.17	18.24	12.80	0.11
Wk 2	9.94	10.80	8.65	1.60	11.34	12.85	13.32	2.88	16.22	18.23	12.39	-0.05
Wk 3	9.97	10.95	9.83	1.39	11.40	13.01	14.12	1.25	16.21	18.11	11.72	-0.66
Wk 4	9.93	10.97	10.47	0.18	11.36	12.99	14.35	-0.15	16.21	18.11	11.72	0.00
Nov Wk 1	9.92	11.08	11.69	1.00	11.50	13.01	13.13	0.15	15.84	17.90	13.01	-1.16
Wk 2	9.91	11.30	14.03	1.99	11.53	13.08	13.44	0.54	16.21	18.00	11.04	0.56
Wk 3	9.83	11.28	14.75	-0.18	11.62	13.01	11.96	-0.54	15.81	18.14	14.74	0.78

Month/Week	Corngrain, White											
	Farmgate Prices				Wholesale Prices				Retail Prices			
	2007	2008	% Change		2007	2008	% Change		2007	2008	% Change	
(1)	(2)	(3)	(3)/(2)	(weekly)	(6)	(7)	(7)/(6)	(weekly)	(10)	(11)	(11)/(10)	(weekly)
Oct Wk1	9.20	12.05	30.98	1.77	11.48	14.53	26.57	2.98	14.56	18.18	24.86	2.83
Wk 2	9.32	12.25	31.44	1.66	11.51	14.79	28.50	1.79	14.58	18.29	25.45	0.61
Wk 3	9.41	12.57	33.58	2.61	11.64	15.03	29.12	1.62	14.57	18.02	23.68	-1.48
Wk 4	9.47	12.74	34.53	1.35	11.68	15.12	29.45	0.60	14.57	18.01	23.61	-0.06
Nov Wk 1	9.52	12.67	33.09	-0.55	11.63	15.02	29.15	-0.66	14.57	18.01	23.61	0.00
Wk 2	9.59	12.79	33.37	0.95	11.61	15.01	29.29	-0.07	14.58	18.01	23.53	0.00
Wk 3	9.69	12.52	29.21	-2.11	11.67	14.67	25.71	-2.27	14.63	18.36	25.50	1.94