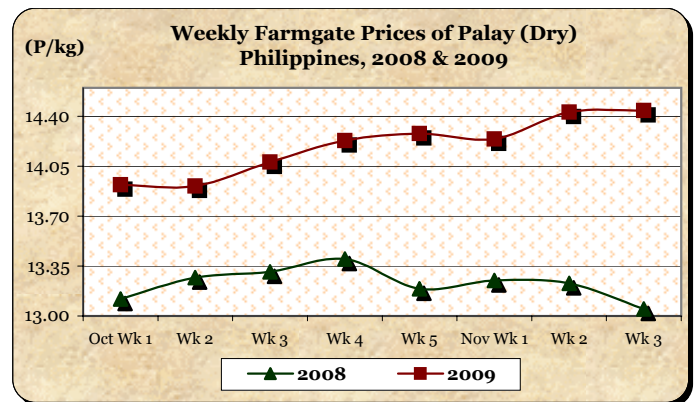


A. Farmgate Price of Palay

* Price sustained a slight increase.

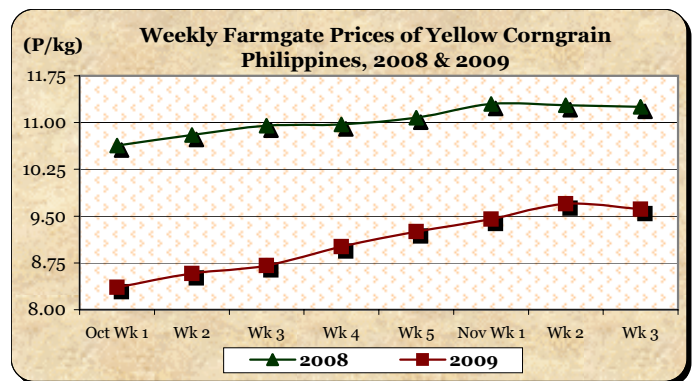
- The average price of P14.44/kg was 0.07% higher than last week's level and 10.65% more than last year's price.



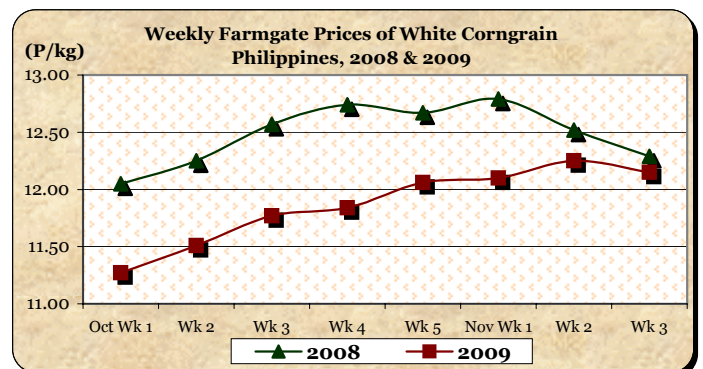
B. Farmgate Prices of Corngrain, Yellow and White

* Prices of both yellow and white corngrains dropped after several weeks of increases.

- Yellow corngrain price at P9.61/kg registered cuts of 0.93% and 14.58% from last week's and last year's prices, respectively.



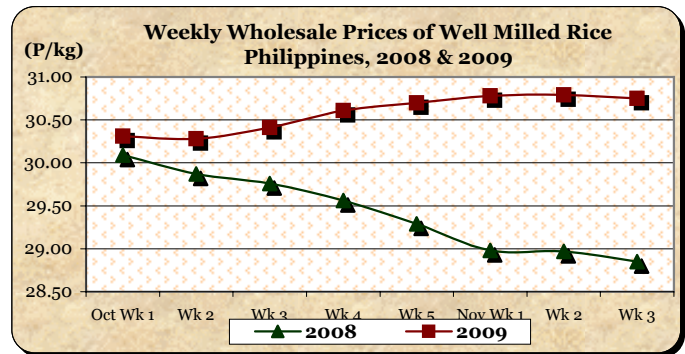
- White corngrain price at P12.15/kg posted decrements of 0.82% from last week's P12.25/kg and 1.14% relative to last year's P12.29/kg.



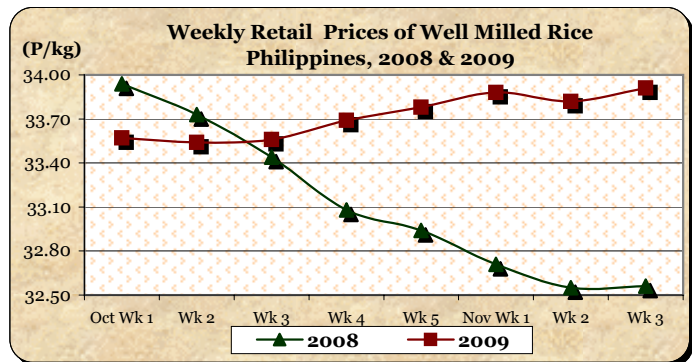
C. Wholesale and Retail Prices of Well Milled Rice (WMR)

* Price at wholesale level fell but price at retail went up.

■ The average wholesale price of P30.75/kg was 0.13% lower than last week's price but was 6.59% higher than that of last year.



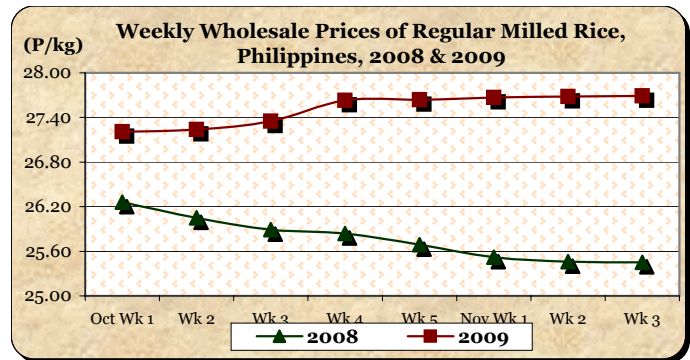
■ The average retail price of P33.91/kg moved up by 0.27% from last week's quotation and by 4.15% relative to 2008 level.



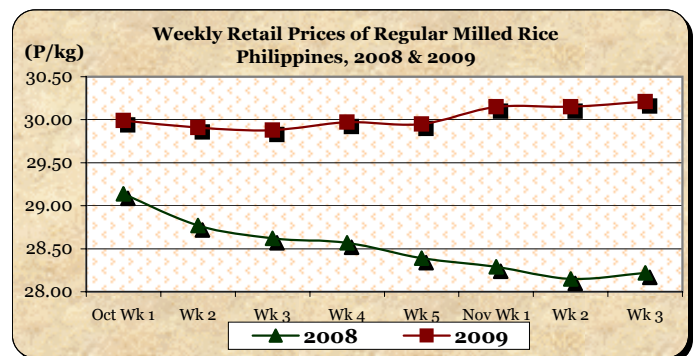
D. Wholesale and Retail Prices of Regular Milled Rice (RMR)

* Both wholesale and retail prices recorded mark-ups, although wholesale price moved at a slower pace.

■ At wholesale, the average price of P27.69/kg was up by 0.04% from last week's level and by 8.80% from last year's price.



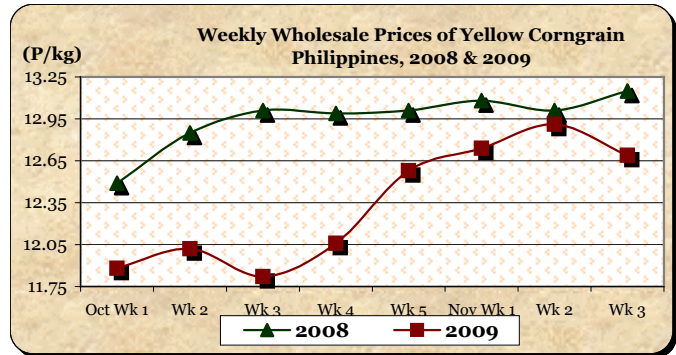
■ At retail, the average price of P30.21/kg rose by 0.20% from last week's P30.15/kg and by 7.05% relative to last year's P28.22/kg.



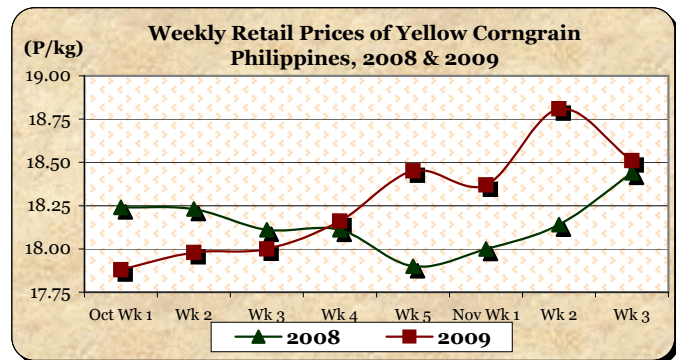
E. Wholesale and Retail Prices of Corngrain, Yellow

* Prices at both wholesale and retail levels dropped.

■ The average wholesale price of P12.69/kg was **down** by 1.70% from last week's level and by 3.50% from last year's record.



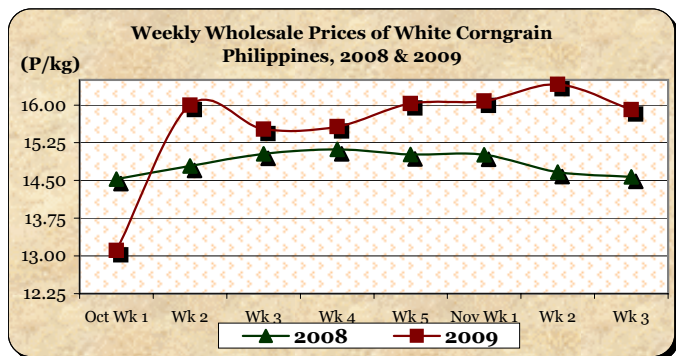
■ The average retail price of P18.51/kg registered a 1.59% **cut** from last week's level but indicated a 0.38% **mark-up** relative to last year's price.



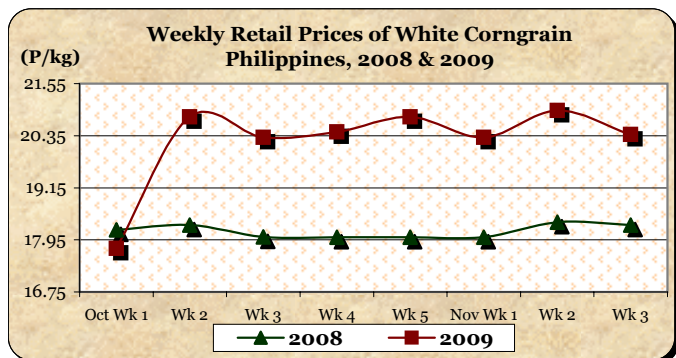
F. Wholesale and Retail Prices of Corngrain, White

* Both wholesale and retail prices recorded declines.

■ At wholesale, the average price of P15.91/kg was 3.05% **below** last week's P16.41/kg but was 9.20% **above** that of last year.



■ At retail, the average price of P20.38/kg was 2.63% **lower** than last week's quotation but was 11.43% **higher** than last year's report.



Annex 1

Comparative Weekly Farmgate, Wholesale and Retail Prices of Palay, Rice and Corn, Philippines

Month/Week	Palay (Dry)				Well Milled Rice (WMR)							
	Farmgate Prices				Wholesale Prices				Retail Prices			
	2008	2009	% Change		2008	2009	% Change		2008	2009	% Change	
(1)	(2)	(3)	(3)/(2)	(weekly)	(6)	(7)	(7)/(6)	(weekly)	(10)	(11)	(11)/(10)	(weekly)
Oct Wk 1	13.12	13.92	6.10	-0.50	30.09	30.31	0.73	-0.39	33.94	33.57	-1.09	-0.27
Wk 2	13.27	13.91	4.82	-0.07	29.87	30.28	1.37	-0.10	33.73	33.54	-0.56	-0.09
Wk 3	13.31	14.08	5.79	1.22	29.76	30.41	2.18	0.43	33.44	33.56	0.36	0.06
Wk 4	13.40	14.23	6.19	1.07	29.56	30.61	3.55	0.66	33.08	33.69	1.84	0.39
Wk 5	13.19	14.28	8.26	0.35	29.29	30.70	4.81	0.29	32.94	33.78	2.55	0.27
Nov Wk 1	13.25	14.24	7.47	-0.28	28.98	30.78	6.21	0.26	32.71	33.88	3.58	0.30
Wk 2R	13.23	14.43	9.07	1.33	28.97	30.79	6.28	0.03	32.55	33.82	3.90	-0.18
Wk 3P	13.05	14.44	10.65	0.07	28.85	30.75	6.59	-0.13	32.56	33.91	4.15	0.27

Month/Week	Regular Milled Rice (RMR)							
	Wholesale Prices				Retail Prices			
	2008	2009	% Change		2008	2009	% Change	
(1)	(2)	(3)	(3)/(2)	(weekly)	(6)	(7)	(7)/(6)	(weekly)
Oct Wk 1	26.26	27.21	3.62	-0.55	29.14	29.99	2.92	-0.50
Wk 2	26.05	27.24	4.57	0.11	28.77	29.91	3.96	-0.27
Wk 3	25.89	27.35	5.64	0.40	28.62	29.88	4.40	-0.10
Wk 4	25.84	27.63	6.93	1.02	28.57	29.97	4.90	0.30
Wk 5	25.69	27.64	7.59	0.04	28.39	29.95	5.49	-0.07
Nov Wk 1	25.52	27.67	8.42	0.11	28.29	30.15	6.57	0.67
Wk 2R	25.46	27.68	8.72	0.04	28.15	30.15	7.10	0.00
Wk 3P	25.45	27.69	8.80	0.04	28.22	30.21	7.05	0.20

Month/Week	Corngrain, Yellow											
	Farmgate Prices				Wholesale Prices				Retail Prices			
	2008	2009	% Change		2008	2009	% Change		2008	2009	% Change	
(1)	(2)	(3)	(3)/(2)	(weekly)	(6)	(7)	(7)/(6)	(weekly)	(10)	(11)	(11)/(10)	(weekly)
Oct Wk 1	10.63	8.36	-21.35	0.72	12.49	11.88	-4.88	-1.41	18.24	17.88	-1.97	-1.81
Wk 2	10.80	8.58	-20.56	2.63	12.85	12.02	-6.46	1.18	18.23	17.98	-1.37	0.56
Wk 3	10.95	8.71	-20.46	1.52	13.01	11.82	-9.15	-1.66	18.11	18.00	-0.61	0.11
Wk 4	10.97	9.01	-17.87	3.44	12.99	12.06	-7.16	2.03	18.11	18.16	0.28	0.89
Wk 5	11.08	9.25	-16.52	2.66	13.01	12.58	-3.31	4.31	17.90	18.45	3.07	1.60
Nov Wk 1	11.30	9.45	-16.37	2.16	13.08	12.74	-2.60	1.27	18.00	18.37	2.06	-0.43
Wk 2R	11.28	9.70	-14.01	2.65	13.01	12.91	-0.77	1.33	18.14	18.81	3.69	2.40
Wk 3P	11.25	9.61	-14.58	-0.93	13.15	12.69	-3.50	-1.70	18.44	18.51	0.38	-1.59

Month/Week	Corngrain, White											
	Farmgate Prices				Wholesale Prices				Retail Prices			
	2008	2009	% Change		2008	2009	% Change		2008	2009	% Change	
(1)	(2)	(3)	(3)/(2)	(weekly)	(6)	(7)	(7)/(6)	(weekly)	(10)	(11)	(11)/(10)	(weekly)
Oct Wk 1	12.05	11.27	-6.47	3.02	14.53	13.11	-9.77	-17.13	18.18	17.75	-2.37	-12.17
Wk 2	12.25	11.51	-6.04	2.13	14.79	16.00	8.18	22.04	18.29	20.78	13.61	17.07
Wk 3	12.57	11.77	-6.36	2.26	15.03	15.52	3.26	-3.00	18.02	20.31	12.71	-2.26
Wk 4	12.74	11.84	-7.06	0.59	15.12	15.57	2.98	0.32	18.01	20.44	13.49	0.64
Wk 5	12.67	12.06	-4.81	1.86	15.02	16.03	6.72	2.95	18.01	20.78	15.38	1.66
Nov Wk 1R	12.79	12.10	-5.39	0.33	15.01	16.08	7.13	0.31	18.01	20.31	12.77	-2.26
Wk 2R	12.52	12.25	-2.16	1.24	14.67	16.41	11.86	2.05	18.36	20.93	14.00	3.05
Wk 3P	12.29	12.15	-1.14	-0.82	14.57	15.91	9.20	-3.05	18.29	20.38	11.43	-2.63

Note: R-revised; P-preliminary

