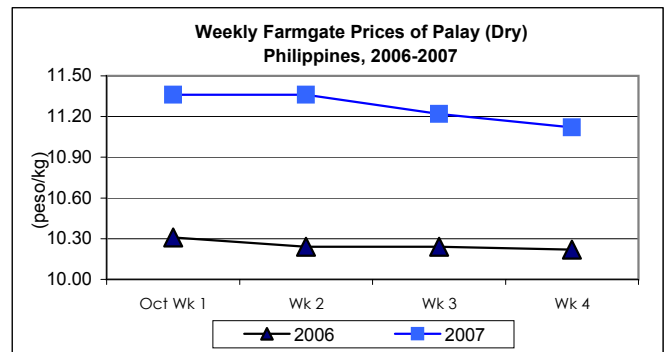




Updates on Palay, Rice & Corn Prices, October 2007

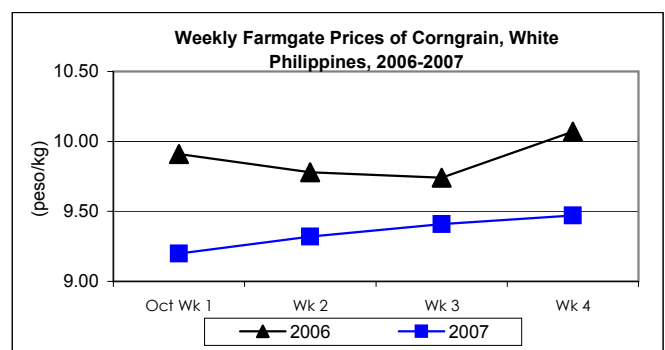
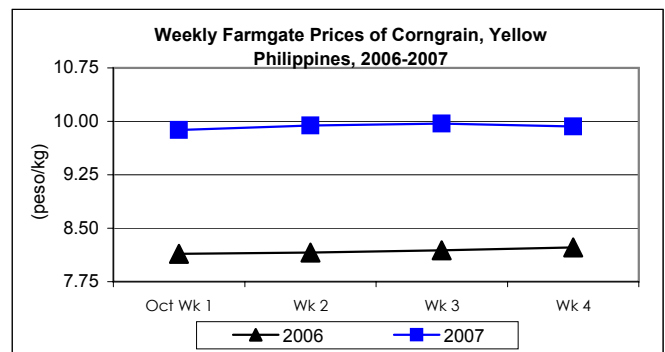
A. Farmgate Price of Palay

- * Palay price decreased after being stable during the 1st two weeks of the month.
 - Monthly average price was down by 5.29% compared to last month's price but increased by 9.95% relative to last year's record.



B. Farmgate Prices of Corngrain, Yellow and White

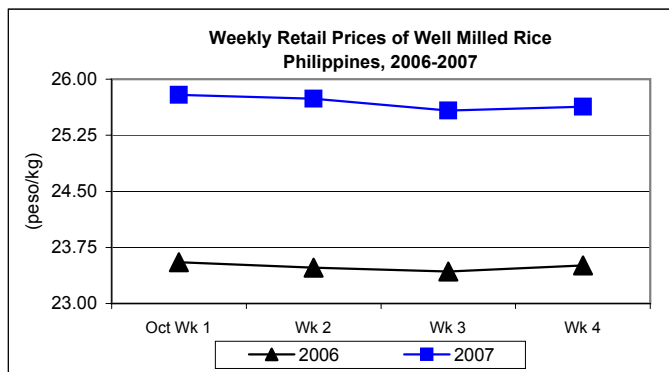
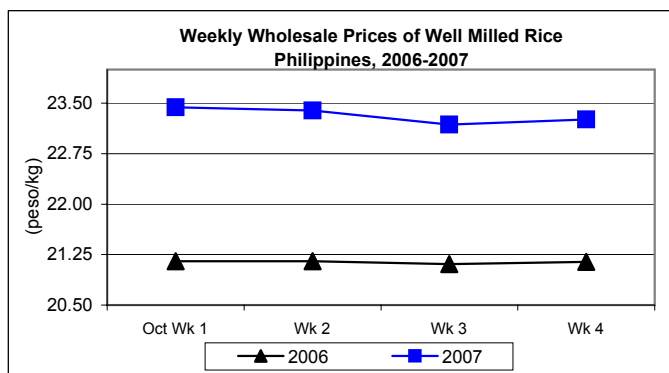
- * Upward movement of prices was noted for both varieties. However, price of yellow corngrain slightly declined during the last week.
 - Price of yellow corngrain for the month closed at P9.93/kg, which was 1.22% and 21.54% **higher** than the previous month's and last year's levels, respectively.
 - White corngrain's monthly average price of P9.29/kg **dropped** by 0.32% from last month's price and by 6.45% compared to last year's price.



C. Wholesale and Retail Prices of Well Milled Rice (WMR)

☀ Wholesale and retail prices showed continuing decreases during the first three (3) weeks but then indicated an uptrend at the close of the month.

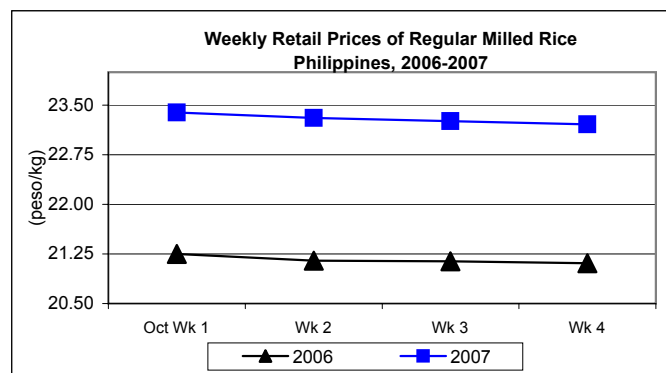
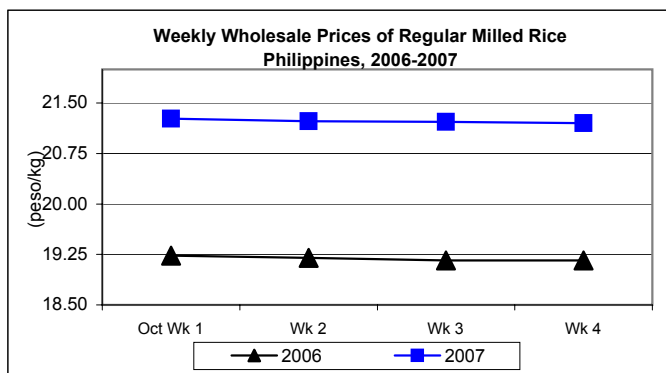
- Wholesale price at P23.34/kg was **lower** from last month's report by 0.81% but was 10.41% **higher** than the 2006 price.
- Retail price, which settled at P25.70/kg, recorded a **drop** of 0.16% from the previous month's price but a 9.36% **gain** from last year's record.



D. Wholesale and Retail Prices of Regular Milled Rice (RMR)

☀ Wholesale and retail prices showed a downward movement for the whole month.

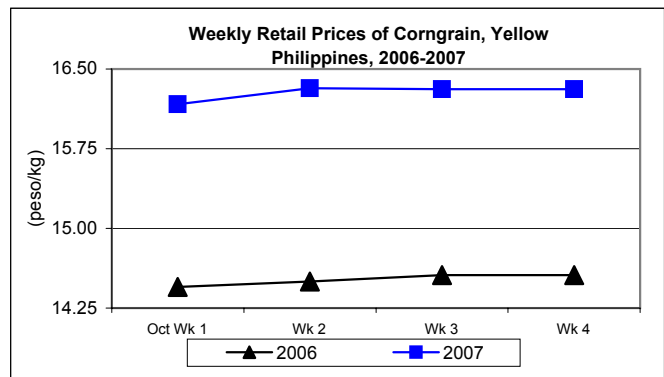
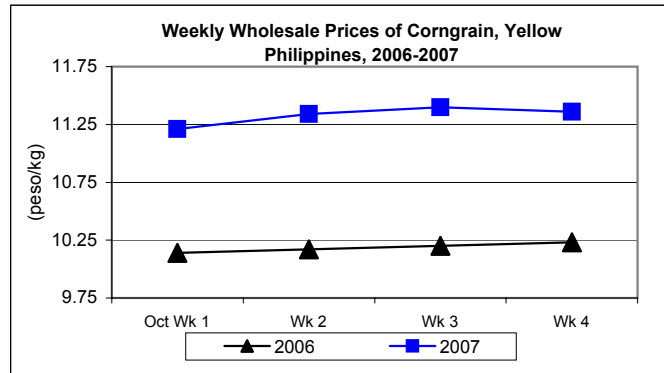
- Wholesale price at P21.26/kg registered a **decrease** of 0.75% from the preceding month's price and an **increase** of 10.84% from last year's data.
- Retail price slightly **increased** from last month's P23.32/kg to this month's P23.33/kg or by 0.04%. Average monthly retail price was **higher** by 10.20% from last year's report.



E. Wholesale and Retail Prices of Corngrain, Yellow

☀ **Wholesale price dropped after its three weeks of uptrend while retail price slightly decreased before it stabilized at the end of the month.**

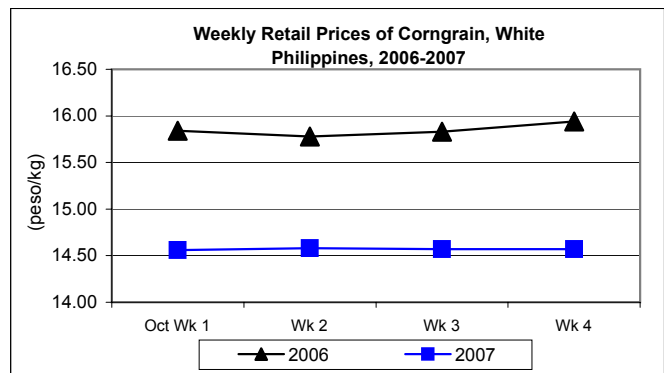
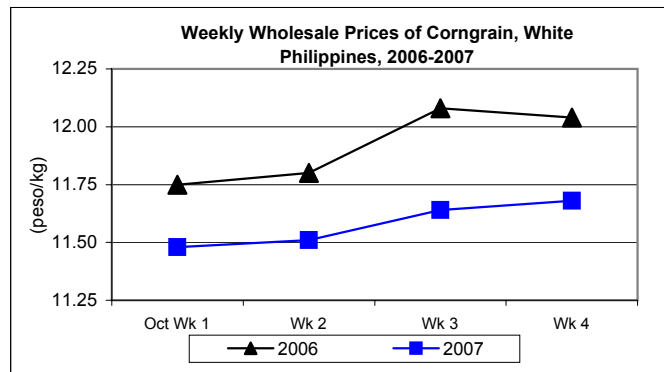
- Average wholesale price at P11.33/kg registered **increments** of 0.18% from last month's price and 11.19% from the previous year.
- At retail, price closed at P16.30/kg, which was **higher** by 2.26% from last month's P15.94/kg and by 12.26% from last year's P14.52/kg.



F. Wholesale and Retail Prices of Corngrain, White

☀ **Upward trend was noted in the wholesale price while retail price showed slight fluctuations.**

- Wholesale price at P11.58/kg **gained** 1.22% from the previous month's price. Relative to last year's record, price showed a 2.44% **decrement**.
- Retail price at P14.57/kg indicated a slight **increase** of 0.41% compared to last month but a **decrease** of 7.08% was noted relative to last year's record.



Annex 1

Comparative Farmgate, Wholesale and Retail Prices of Palay, Rice and Corn, Philippines for the month of October 2007

Month/Week	Palay, dry		Well Milled Rice (WMR)			
	Farmgate Prices		Wholesale Prices		Retail Prices	
	Price/kg	% Change	Price/kg	% Change	Price/kg	% Change
Wk 1	11.36	-2.82	23.44	-0.76	25.79	-0.27
Wk 2	11.36	0.00	23.39	-0.21	25.74	-0.19
Wk 3	11.22	-1.23	23.18	-0.90	25.58	-0.62
Wk 4	11.12	-0.89	23.26	0.35	25.63	0.20
Oct 2007	11.27	-	23.34	-	25.70	-
Oct 2006	10.25	9.95	21.14	10.41	23.50	9.36
Sept 2007	11.90	-5.29	23.53	-0.81	25.74	-0.16

Month/Week	Regular Milled Rice (RMR)			
	Wholesale Prices		Retail Prices	
	Price/kg	% Change	Price/kg	% Change
Wk 1	21.27	-0.79	23.39	0.09
Wk 2	21.23	-0.19	23.31	-0.34
Wk 3	21.22	-0.05	23.26	-0.21
Wk 4	21.20	-0.09	23.21	-0.21
Oct 2007	21.26	-	23.33	-
Oct 2006	19.18	10.84	21.17	10.20
Sept 2007	21.42	-0.75	23.32	0.04

Month/Week	Corngrain, Yellow					
	Farmgate Prices		Wholesale Prices		Retail Prices	
	Price/kg	% Change	Price/kg	% Change	Price/kg	% Change
Wk 1	9.88	1.54	11.21	0.81	16.17	0.62
Wk 2	9.94	0.61	11.34	1.16	16.32	0.93
Wk 3	9.97	0.30	11.40	0.53	16.31	-0.06
Wk 4	9.93	-0.40	11.36	-0.35	16.31	0.00
Oct 2007	9.93	-	11.33	-	16.30	-
Oct 2006	8.17	21.54	10.19	11.19	14.52	12.26
Sept 2007	9.81	1.22	11.31	0.18	15.94	2.26

Month/Week	Corngrain, White					
	Farmgate Prices		Wholesale Prices		Retail Prices	
	Price/kg	% Change	Price/kg	% Change	Price/kg	% Change
Wk 1	9.20	0.00	11.48	0.44	14.56	-3.58
Wk 2	9.32	1.30	11.51	0.26	14.58	0.14
Wk 3	9.41	0.97	11.64	1.13	14.57	-0.07
Wk 4	9.47	0.64	11.68	0.34	14.57	0.00
Oct 2007	9.29	-	11.58	-	14.57	-
Oct 2006	9.93	-6.45	11.87	-2.44	15.68	-7.08
Sept 2007	9.32	-0.32	11.44	1.22	14.51	0.41

* - Oct 07/Oct 06 and Oct 07/Sept 07, respectively