

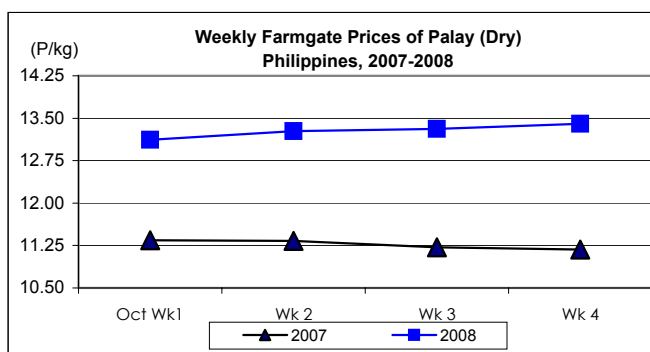


## Updates on Palay, Rice & Corn Prices, October 2008

### A. Farmgate Price of Palay

\* Prices at farmgate slowly recovered during the month after the decline registered during the first week.

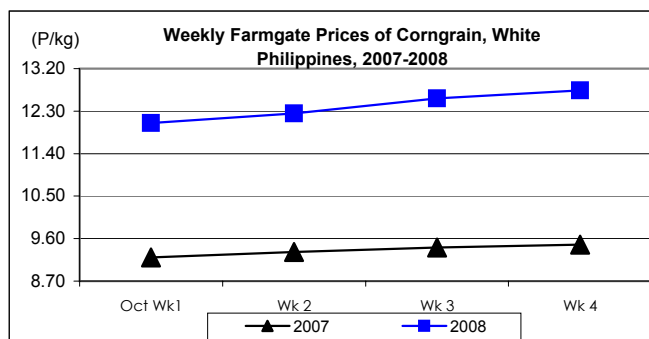
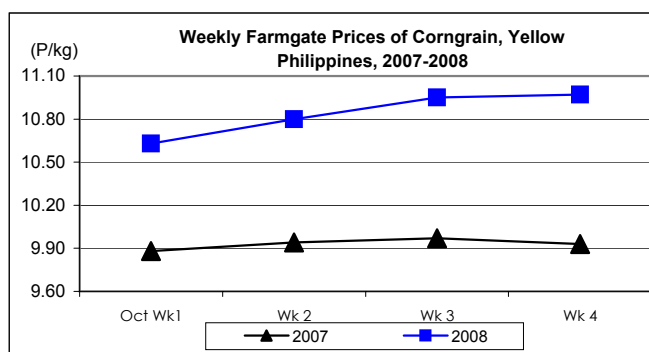
- Although prices recorded increments for three weeks, monthly average price at P13.26/kg was **lower** by 2.28% from last month's P13.57/kg. Compared to last year's level, it was **higher** by P17.66%.



### B. Farmgate Prices of Corngrain, Yellow and White

\* Price of both yellow and white corngrains posted weekly increases throughout the month

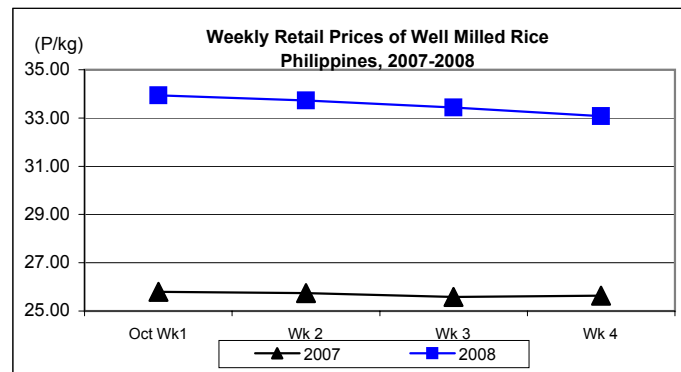
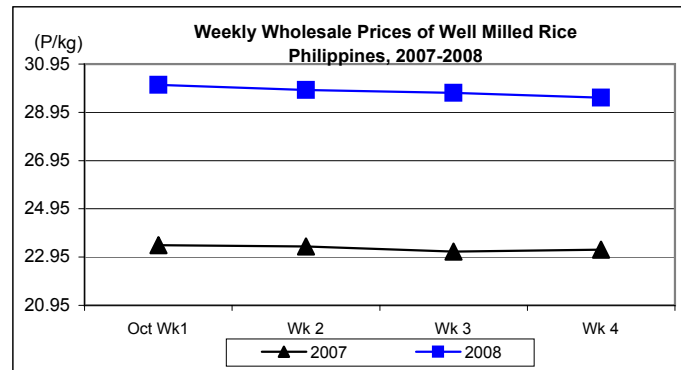
- Average price of yellow corngrain at P10.84/kg was **up** by 3.73% and 9.16% from prices of last month and last year, respectively
- Average price of white corngrain at P12.40/kg **gained** by 3.16% from price of September 2008 and by 33.48% from that of October 2007.



### C. Wholesale and Retail Prices of Well Milled Rice (WMR)

☀ Prices at both wholesale and retail levels sustained weekly cuts.

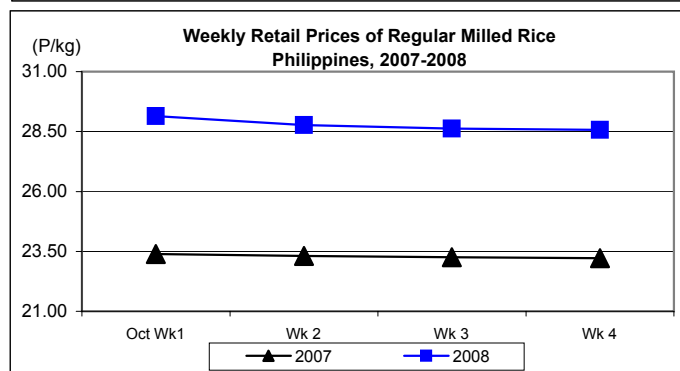
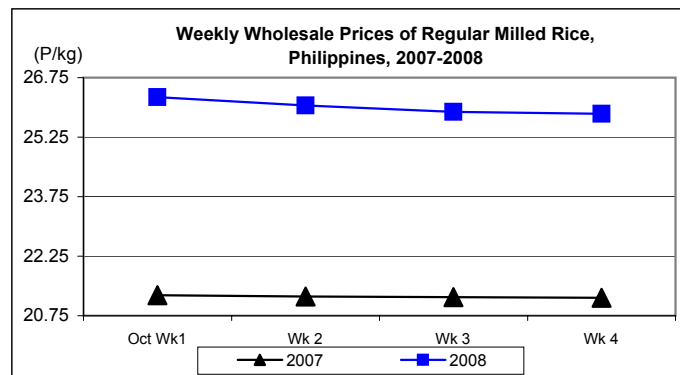
- Average wholesale price of P29.84/kg **went down** by 2.67% from last month's level but still **up** by 27.85% from last year's quotation.
- Average retail price of P33.54/kg posted a **decrement** of 3.04% from last month's price but registered an **increment** of 30.51% over last year's level.



### D. Wholesale and Retail Prices of Regular Milled Rice (RMR)

☀ Downward trends in prices were sustained at both wholesale and retail levels, although a slight mark-up on the 1<sup>st</sup> week was noted at wholesale.

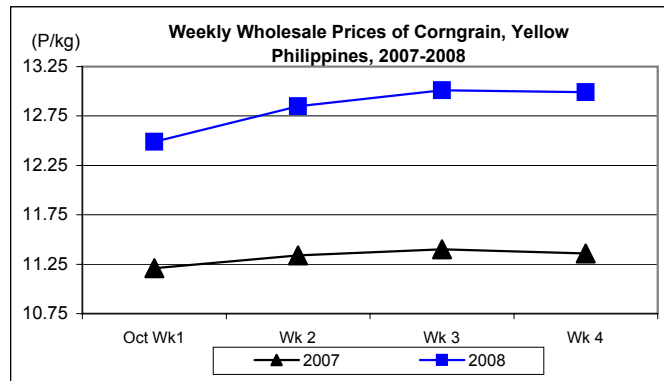
- At wholesale, average price of P26.03/kg **fell** by 2.95% from last month's P26.82/kg but **rose** by 22.44% from last year's P21.26/kg
- At retail, average price of P28.78/kg recorded a 4.10% **cut** from last month's quotation but registered a 23.36% **mark-up** relative to last year's level.



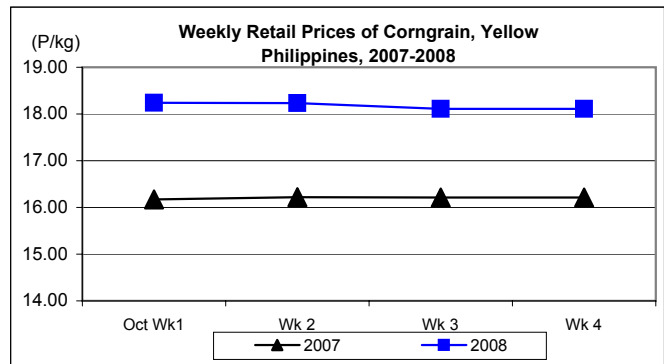
### E. Wholesale and Retail Prices of Corngrain, Yellow

☀ At wholesale, price gains were noted up to the 3<sup>rd</sup> week but slid at the close of the month. At retail, prices posted decrements but remained unchanged on the 4<sup>th</sup> week

- At wholesale, average price at P12.88/kg was **higher** by 4.29% from September 2008 level and by 13.68% from October 2007 report.



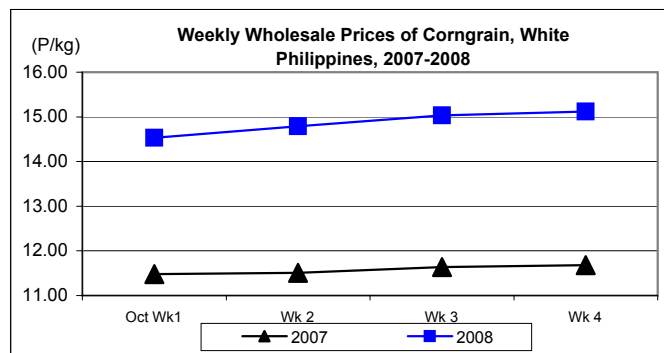
- At retail, average price at P18.05/kg slightly **decreased** by 0.06% from last month's P18.06/kg but **increased** by 11.42% from last year's P16.20/kg.



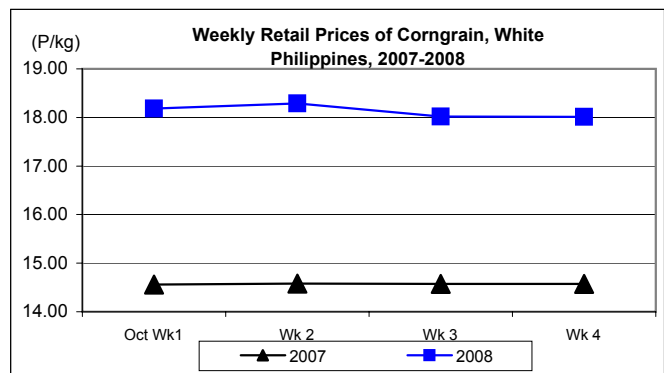
### F. Wholesale and Retail Prices of Corngrain, White

☀ At wholesale, prices moved up successively at diminishing rates; at retail, price increments were noted on the first half of the month while decrements were recorded on the second half.

- Average wholesale price of P14.87/kg **increased** by 8.38% and 28.41% relative to prices of last month and last year, respectively.



- Average retail price of P18.12/kg was **up** by 3.54% from last month's P17.50/kg and by 24.37% from last year's P14.57/kg.



## Annex 1

### Comparative Farmgate, Wholesale and Retail Prices of Palay, Rice and Corn, Philippines for the month of October 2008

Month/Week	Palay, dry		Well Milled Rice (WMR)			
	Farmgate Prices		Wholesale Prices		Retail Prices	
	Price/kg	% Change	Price/kg	% Change	Price/kg	% Change
Wk 1	13.12	-1.06	30.09	-0.13	33.94	-0.50
Wk 2	13.27	1.14	29.87	-0.73	33.73	-0.62
Wk 3	13.31	0.30	29.76	-0.37	33.44	-0.86
Wk 4	13.40	0.68	29.56	-0.67	33.08	-1.08
Oct 2008	13.26	-	29.84	-	33.54	-
Oct 2007	11.27	17.66	23.34	27.85	25.70	30.51
Sep 2008	13.57	-2.28	30.66	-2.67	34.59	-3.04

Month/Week	Regular Milled Rice (RMR)			
	Wholesale Prices		Retail Prices	
	Price/kg	% Change	Price/kg	% Change
Wk 1	26.26	0.08	29.14	-0.65
Wk 2	26.05	-0.80	28.77	-1.27
Wk 3	25.89	-0.61	28.62	-0.52
Wk 4	25.84	-0.19	28.57	-0.17
Oct 2008	26.03	-	28.78	-
Oct 2007	21.26	22.44	23.33	23.36
Sep 2008	26.82	-2.95	30.01	-4.10

Month/Week	Corngrain, Yellow					
	Farmgate Prices		Wholesale Prices		Retail Prices	
	Price/kg	% Change	Price/kg	% Change	Price/kg	% Change
Wk 1	10.63	2.71	12.49	0.48	18.24	0.11
Wk 2	10.80	1.60	12.85	2.88	18.23	-0.05
Wk 3	10.95	1.39	13.01	1.25	18.11	-0.66
Wk 4	10.97	0.18	12.99	-0.15	18.11	0.00
Oct 2008	10.84	-	12.88	-	18.05	-
Oct 2007	9.93	9.16	11.33	13.68	16.20	11.42
Sep 2008	10.45	3.73	12.35	4.29	18.06	-0.06

Month/Week	Corngrain, White					
	Farmgate Prices		Wholesale Prices		Retail Prices	
	Price/kg	% Change	Price/kg	% Change	Price/kg	% Change
Wk 1	12.05	1.77	14.53	2.98	18.18	2.83
Wk 2	12.25	1.66	14.79	1.79	18.29	0.61
Wk 3	12.57	2.61	15.03	1.62	18.02	-1.48
Wk 4	12.74	1.35	15.12	0.60	18.01	-0.06
Oct 2008	12.40	-	14.87	-	18.12	-
Oct 2007	9.29	33.48	11.58	28.41	14.57	24.37
Sep 2008	12.02	3.16	13.72	8.38	17.50	3.54

*October 08/October 07 and October 08/September 08, respectively*