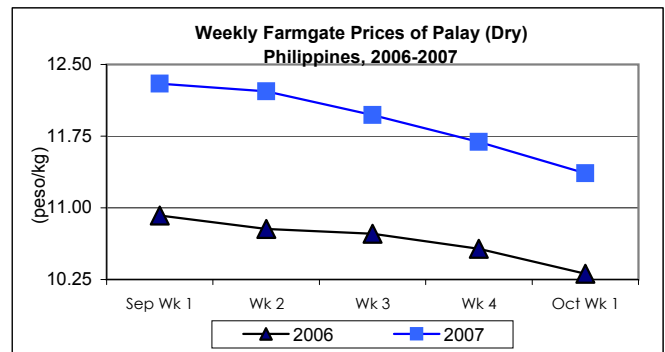




Updates on Palay, Rice & Corn Prices, October 3 - 9, 2007

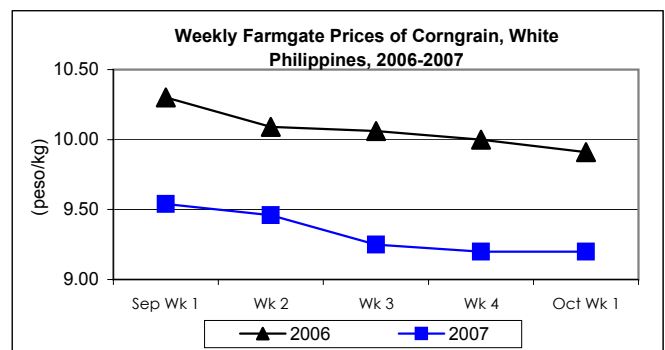
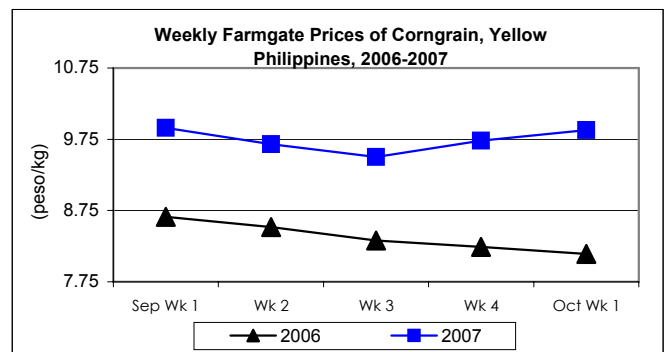
A. Farmgate Price of Palay

- * Weekly palay price was on sustained downtrend but this was still higher than last year's levels.
 - For the week, price settled at P11.36/kg indicating a 2.82% **drop** from the preceding week's price but showed an **increment** of 10.18% from last year's record.



B. Farmgate Prices of Corngrain, Yellow and White

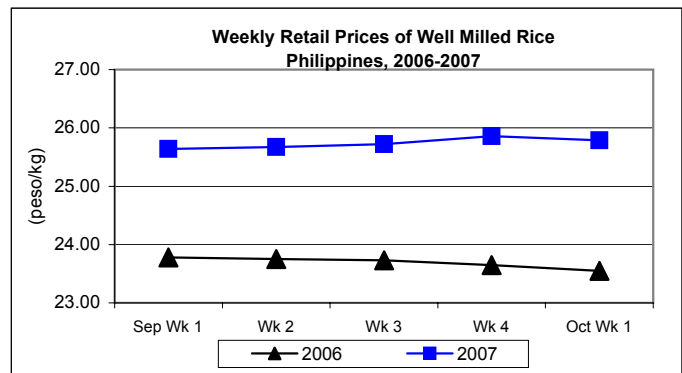
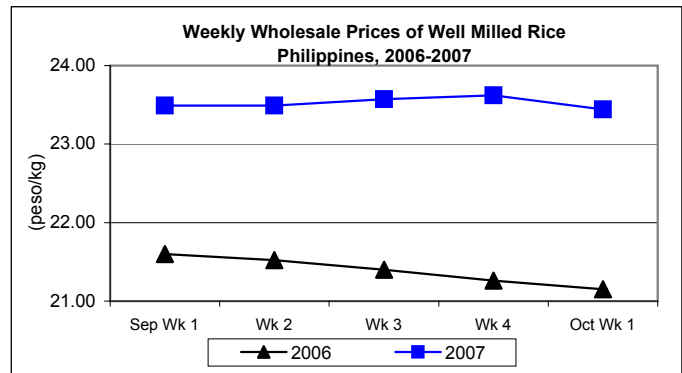
- * Yellow corngrain price was on its 2nd week of increase while white corngrain price remained at last week's quotation.
 - Yellow corngrain price at P9.88/kg was **higher** than last week's and last year's levels by 1.54 and 21.38%, respectively.
- White corngrain price remained at last week's price of P9.20/kg. Average price **dropped** by 7.16% from the price of same period last year.



C. Wholesale and Retail Prices of Well Milled Rice (WMR)

☀ Wholesale and retail prices indicated decrements after increasing for three months.

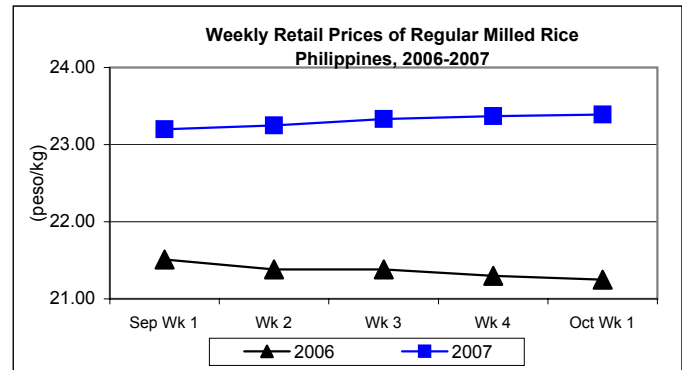
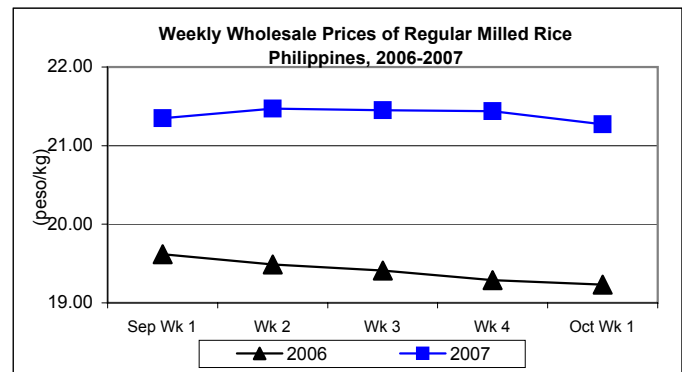
- Wholesale price closed at P23.44/kg slightly went **down** by 0.76% from last week's price but **gained** by 10.83% from the 2006 price.
- Retail price averaged P25.79/kg which showed a 0.27% **drop** from last week's price but **gained** by 9.51% relative to last year's record.



D. Wholesale and Retail Prices of Regular Milled Rice (RMR)

☀ Wholesale price was lower from last week's price while retail price showed sustained uptrend.

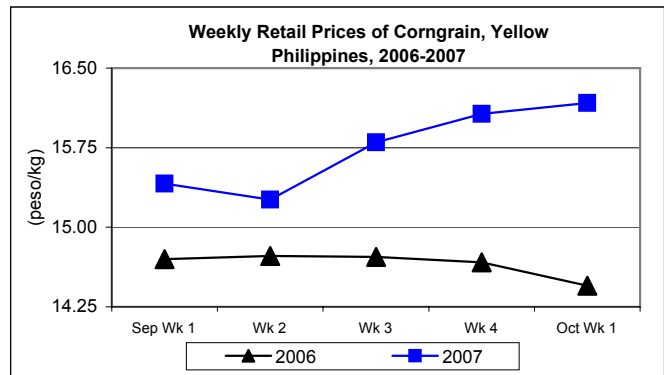
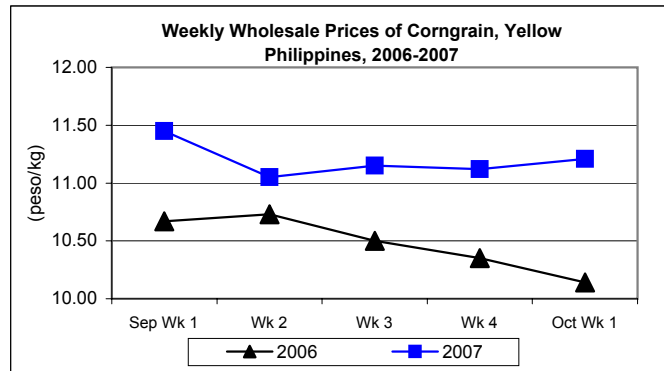
- At wholesale, price averaged P21.27/kg, which was 0.79% **lower** than last week's price but still **higher** by 10.61% from last year's record.
- Retail price, which averaged P23.39/kg, showed respective **increases** of 0.09% from the preceding week's price and by 10.07% from last year's price.



E. Wholesale and Retail Prices of Corngrain, Yellow

✦ Both levels indicated increases from the quotations last week and last year.

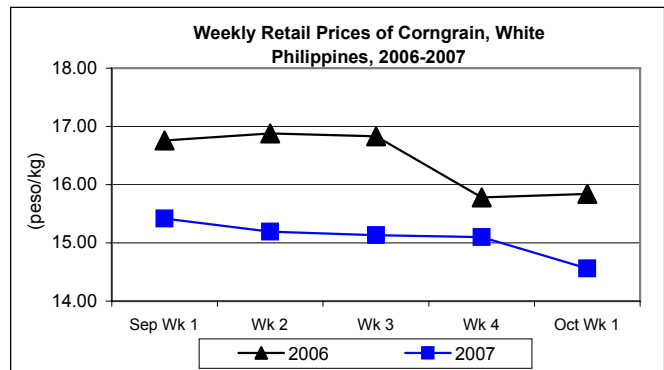
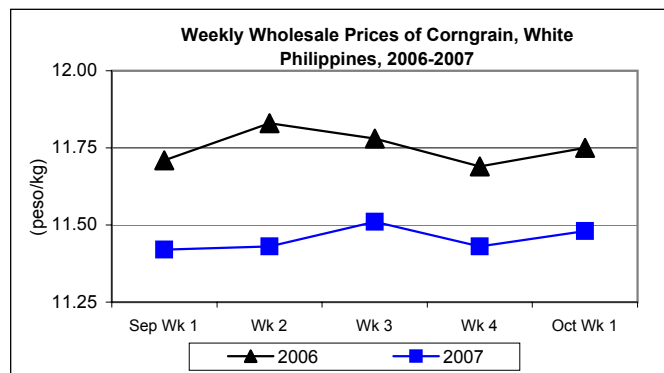
- Wholesale price at P11.21/kg this week had **increments** of 0.81% from the previous week's level and 10.55% from last year's record.
- Retail price at P16.17/kg moved **up** by 0.62% from last week's report and by 11.90% from last year's P14.45/kg.



F. Wholesale and Retail Prices of Corngrain, White

✦ Wholesale price recovered from last week's drop while retail price sustained its downtrend.

- Wholesale price at P11.48/kg was **higher** by 0.44% from the preceding week's price but was **lower** by 2.30% when compared to last year's price.
- Retail price **decreased** this week after it closed at P14.56/kg. This was 3.58% and 8.08% **lower** than last week's and last year's prices, respectively.



Annex 1

Comparative Weekly Farmgate, Wholesale and Retail Prices of Palay, Rice and Corn, Philippines

Month/Week	Palay (Dry)				Well Milled Rice (WMR)							
	Farmgate Prices				Wholesale Prices				Retail Prices			
	2006	2007	% Change		2006	2007	% Change		2006	2007	% Change	
(1)	(2)	(3)	(3)/(2)	(weekly)	(6)	(7)	(7)/(6)	(weekly)	(10)	(11)	(11)/(10)	(weekly)
Sep Wk 1	10.92	12.30	12.64	0.82	21.60	23.49	8.75	0.90	23.78	25.64	7.82	1.18
Wk 2	10.78	12.22	13.36	-0.65	21.52	23.49	9.15	0.00	23.75	25.67	8.08	0.12
Wk 3	10.73	11.97	11.56	-2.05	21.40	23.57	10.14	0.34	23.73	25.72	8.39	0.19
Wk 4	10.57	11.69	10.60	-2.34	21.26	23.62	11.10	0.21	23.65	25.86	9.34	0.54
Oct Wk 1	10.31	11.36	10.18	-2.82	21.15	23.44	10.83	-0.76	23.55	25.79	9.51	-0.27

Month/Week	Regular Milled Rice (RMR)							
	Wholesale Prices				Retail Prices			
	2006	2007	% Change		2006	2007	% Change	
(1)	(2)	(3)	(3)/(2)	(weekly)	(6)	(7)	(7)/(6)	(weekly)
Sep Wk 1	19.62	21.35	8.82	0.57	21.51	23.20	7.86	1.05
Wk 2	19.49	21.47	10.16	0.56	21.38	23.25	8.75	0.22
Wk 3	19.41	21.45	10.51	-0.09	21.38	23.33	9.12	0.34
Wk 4	19.29	21.44	11.15	-0.05	21.30	23.37	9.72	0.17
Oct Wk 1	19.23	21.27	10.61	-0.79	21.25	23.39	10.07	0.09

Month/Week	Corngrain, Yellow											
	Farmgate Prices				Wholesale Prices				Retail Prices			
	2006	2007	% Change		2006	2007	% Change		2006	2007	% Change	
(1)	(2)	(3)	(3)/(2)	(weekly)	(6)	(7)	(7)/(6)	(weekly)	(10)	(11)	(11)/(10)	(weekly)
Sep Wk 1	8.66	9.91	14.43	-0.90	10.67	11.45	7.31	-0.35	14.70	15.41	4.83	0.52
Wk 2	8.52	9.68	13.62	-2.32	10.73	11.05	2.98	-3.49	14.73	15.26	3.60	-0.97
Wk 3	8.33	9.50	14.05	-1.86	10.50	11.15	6.19	0.90	14.72	15.80	7.34	3.54
Wk 4	8.24	9.73	18.08	2.42	10.35	11.12	7.44	-0.27	14.67	16.07	9.54	1.71
Oct Wk 1	8.14	9.88	21.38	1.54	10.14	11.21	10.55	0.81	14.45	16.17	11.90	0.62

Month/Week	Corngrain, White											
	Farmgate Prices				Wholesale Prices				Retail Prices			
	2006	2007	% Change		2006	2007	% Change		2006	2007	% Change	
(1)	(2)	(3)	(3)/(2)	(weekly)	(6)	(7)	(7)/(6)	(weekly)	(10)	(11)	(11)/(10)	(weekly)
Sep Wk 1	10.30	9.54	-7.38	0.21	11.71	11.42	-2.48	0.18	16.76	15.42	-8.00	2.46
Wk 2	10.09	9.46	-6.24	-0.84	11.83	11.43	-3.38	0.09	16.88	15.19	-10.01	-1.49
Wk 3	10.06	9.25	-8.05	-2.22	11.78	11.51	-2.29	0.70	16.83	15.13	-10.10	-0.39
Wk 4	10.00	9.20	-8.00	-0.54	11.69	11.43	-2.22	-0.70	15.78	15.10	-4.31	-0.20
Oct Wk 1	9.91	9.20	-7.16	0.00	11.75	11.48	-2.30	0.44	15.84	14.56	-8.08	-3.58