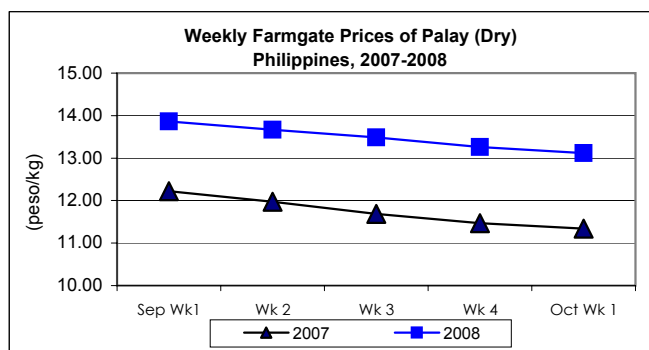




## Updates on Palay, Rice & Corn Prices, October 1-7, 2008

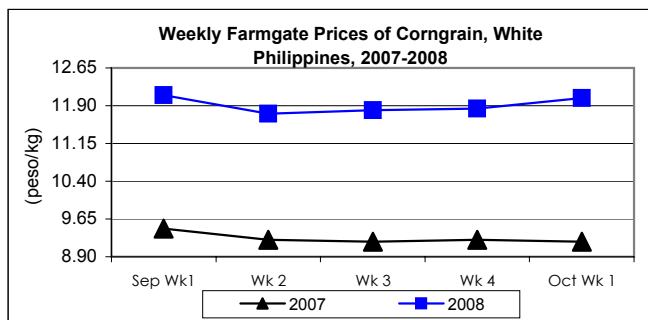
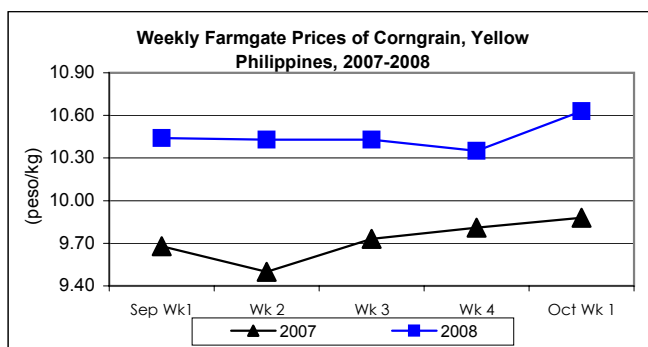
### A. Farmgate Price of Palay

- \* There was a sustained decline of farmgate price but at a slower rate than last week's record.
  - Average price at P13.12/kg was 1.06% lower than last week's price but was 15.70% higher than last year's level.



### B. Farmgate Prices of Corngrain, Yellow and White

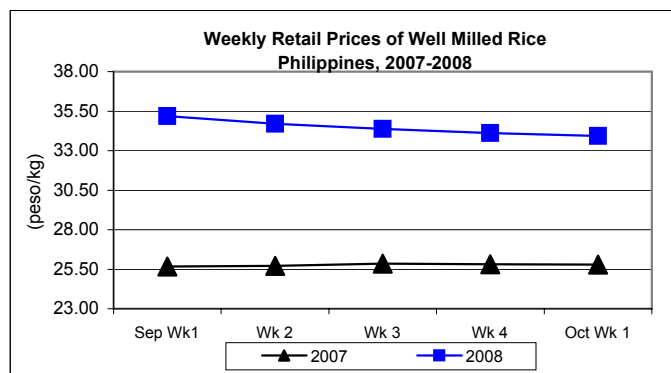
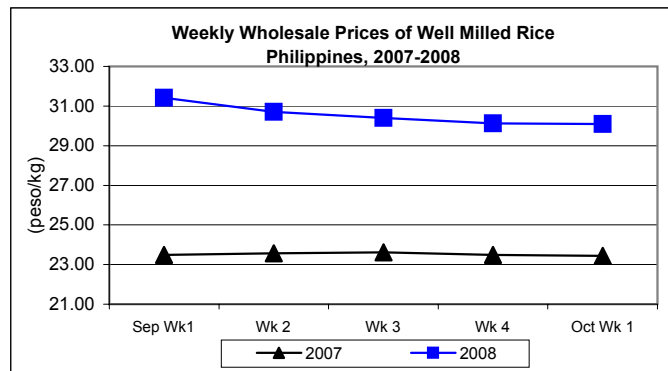
- \* Prices of both yellow and white corngrains posted big increments this week.
  - Average price of yellow corngrain at P10.63/kg was up by 2.71% and 7.59% from prices of last week and last year, respectively.
  - Average price of white corngrain at P12.05/kg rose by 1.77% from last week's P11.84/kg and by 30.98% from last year's P9.20/kg.



### C. Wholesale and Retail Prices of Well Milled Rice (WMR)

☀ Both wholesale and retail prices continued to move downward. Rates of decreases, however, were diminishing.

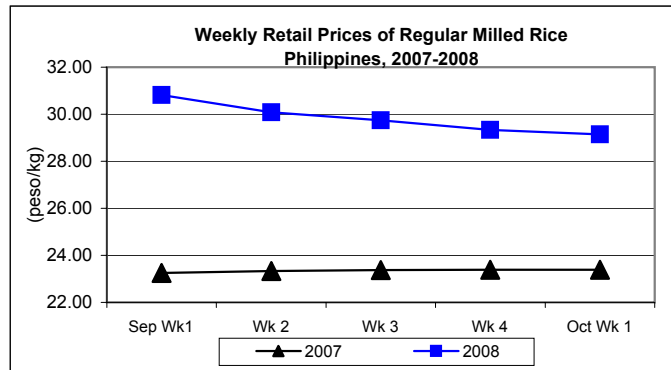
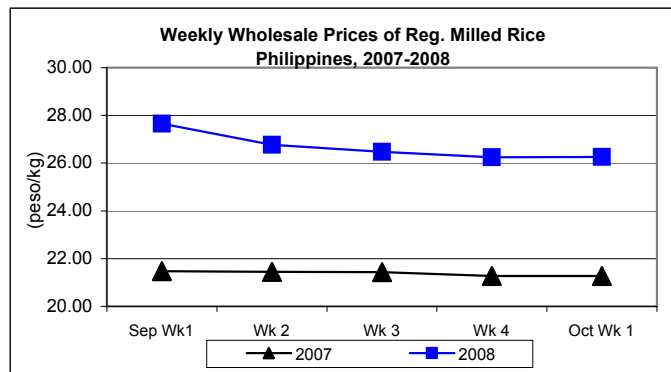
- Average wholesale price at P30.09/kg was 0.13% **below** last week's report but was 28.37% **above** 2007 quotation.
- Average retail price at P33.94/kg posted a 0.50% **cut** from last week's price but recorded a 31.60% **mark-up** relative to last year's level.



### D. Wholesale and Retail Prices of Regular Milled Rice (RMR)

☀ Price at wholesale level was slightly up, while price at retail level sustained a downtrend.

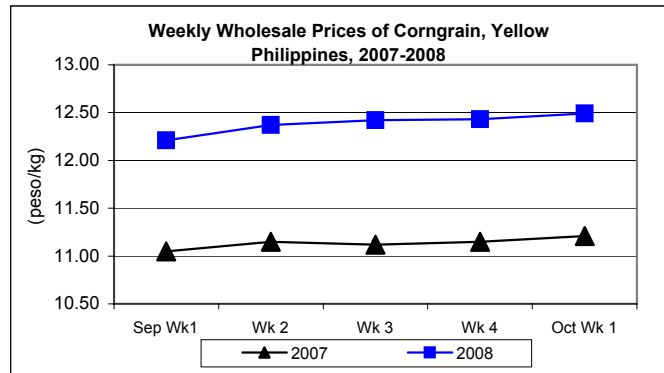
- At wholesale, average price at P26.26/kg **gained** by 0.08% from last week's level. This was, likewise, 23.46% **higher** than last year's report.
- At retail, average price at P29.14/kg **decreased** by 0.65% from last week's price but **increased** by 24.58% compared to last year's record.



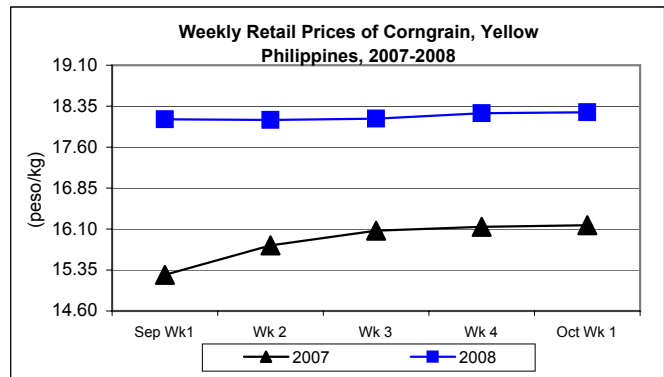
## E. Wholesale and Retail Prices of Corngrain, Yellow

✦ A continuous price uptrend was noted at both wholesale and retail levels.

- At wholesale, average price at P12.49/kg **moved up** by 0.48% from last week's price and by 11.42% from last year's report.



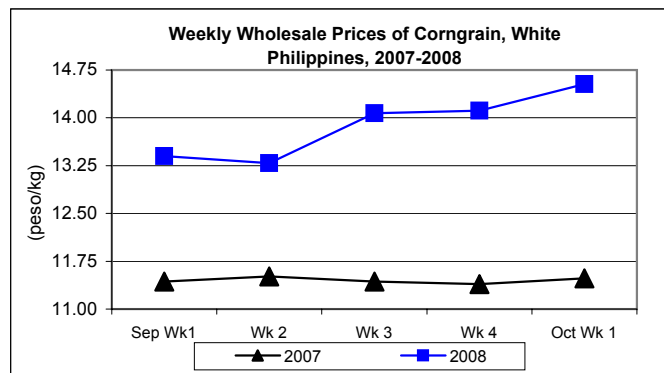
- At retail, average price at P18.24/kg posted **gains** of 0.11% and 12.80% relative to prices of last week and last year, respectively.



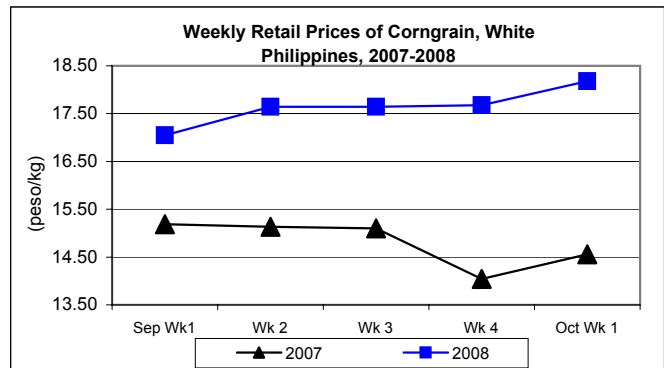
## F. Wholesale and Retail Prices of Corngrain, White

✦ Price increases were sustained at both wholesale and retail levels.

- Average wholesale price at P14.53/kg recorded **mark-ups** of 2.98% from last week's price and 26.57% from 2007 level.



- Average retail price at P18.18/kg registered **increments** of 2.83% and 24.86% from prices of last week and last year, respectively.



## Annex 1

### Comparative Weekly Farmgate, Wholesale and Retail Prices of Palay, Rice and Corn, Philippines

Month/Week	Palay (Dry)				Well Milled Rice (WMR)							
	Farmgate Prices				Wholesale Prices				Retail Prices			
	2007	2008	% Change		2007	2008	% Change		2007	2008	% Change	
(1)	(2)	(3)	(3)/(2)	(weekly)	(6)	(7)	(7)/(6)	(weekly)	(10)	(11)	(11)/(10)	(weekly)
Sep Wk1	12.22	13.86	13.42	-2.53	23.49	31.41	33.72	-1.60	25.67	35.18	37.05	-1.68
Wk 2	11.97	13.67	14.20	-1.37	23.57	30.70	30.25	-2.26	25.72	34.71	34.95	-1.34
Wk 3	11.69	13.49	15.40	-1.32	23.62	30.40	28.70	-0.98	25.86	34.38	32.95	-0.95
Wk 4	11.47	13.26	15.61	-1.70	23.48	30.13	28.32	-0.89	25.81	34.11	32.16	-0.79
Oct Wk 1	11.34	13.12	15.70	-1.06	23.44	30.09	28.37	-0.13	25.79	33.94	31.60	-0.50

Month/Week	Regular Milled Rice (RMR)							
	Wholesale Prices				Retail Prices			
	2007	2008	% Change		2007	2008	% Change	
(1)	(2)	(3)	(3)/(2)	(weekly)	(6)	(7)	(7)/(6)	(weekly)
Sep Wk1	21.47	27.66	28.83	-2.85	23.25	30.82	32.56	-2.59
Wk 2	21.45	26.77	24.80	-3.22	23.33	30.08	28.93	-2.40
Wk 3	21.44	26.47	23.46	-1.12	23.37	29.74	27.26	-1.13
Wk 4	21.28	26.24	23.31	-0.87	23.39	29.33	25.40	-1.38
Oct Wk 1	21.27	26.26	23.46	0.08	23.39	29.14	24.58	-0.65

Month/Week	Corngrain, Yellow											
	Farmgate Prices				Wholesale Prices				Retail Prices			
	2007	2008	% Change		2007	2008	% Change		2007	2008	% Change	
(1)	(2)	(3)	(3)/(2)	(weekly)	(6)	(7)	(7)/(6)	(weekly)	(10)	(11)	(11)/(10)	(weekly)
Sep Wk1	9.68	10.44	7.85	-0.85	11.05	12.21	10.50	-0.33	15.26	18.11	18.68	-0.39
Wk 2	9.50	10.43	9.79	-0.10	11.15	12.37	10.94	1.31	15.80	18.10	14.56	-0.06
Wk 3	9.73	10.43	7.19	0.00	11.12	12.42	11.69	0.40	16.07	18.12	12.76	0.11
Wk 4	9.81	10.35	5.50	-0.77	11.15	12.43	11.48	0.08	16.14	18.22	12.89	0.55
Oct Wk 1	9.88	10.63	7.59	2.71	11.21	12.49	11.42	0.48	16.17	18.24	12.80	0.11

Month/Week	Corngrain, White											
	Farmgate Prices				Wholesale Prices				Retail Prices			
	2007	2008	% Change		2007	2008	% Change		2007	2008	% Change	
(1)	(2)	(3)	(3)/(2)	(weekly)	(6)	(7)	(7)/(6)	(weekly)	(10)	(11)	(11)/(10)	(weekly)
Sep Wk1	9.46	12.11	28.01	2.45	11.43	13.40	17.24	4.20	15.19	17.05	12.24	-0.93
Wk 2	9.24	11.74	27.06	-3.06	11.51	13.29	15.46	-0.82	15.13	17.64	16.59	3.46
Wk 3	9.20	11.81	28.37	0.60	11.43	14.07	23.10	5.87	15.10	17.64	16.82	0.00
Wk 4	9.24	11.84	28.14	0.25	11.39	14.11	23.88	0.28	14.04	17.68	25.93	0.23
Oct Wk 1	9.20	12.05	30.98	1.77	11.48	14.53	26.57	2.98	14.56	18.18	24.86	2.83