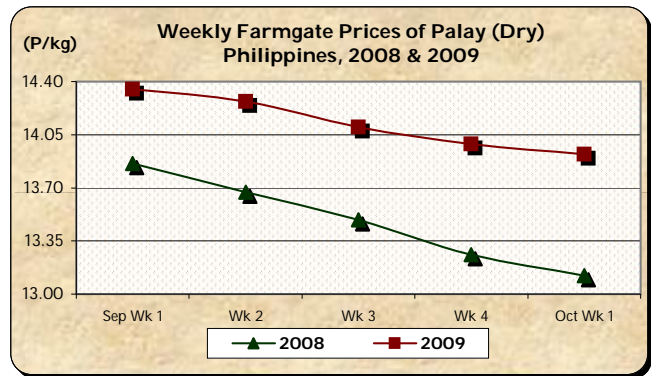


A. Farmgate Price of Palay

* Palay sustained a price cut but at a rate slower than last week's record.

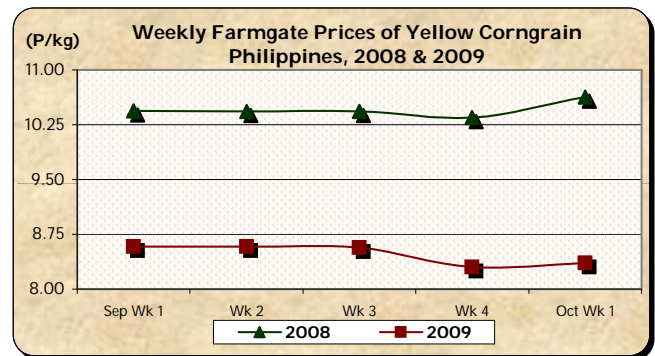
- The average price of P13.92/kg was **down** by 0.50% from last week's level but this was 6.10% **higher** relative to last year's quotation.



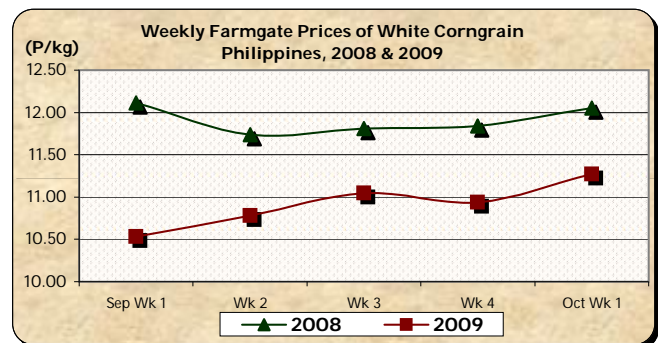
B. Farmgate Prices of Corngrain, Yellow and White

* Prices of both yellow and white corngrains recovered from last week's decreases.

- Yellow corngrain price at P8.36/kg registered a 0.72% **mark-up** from last week's price but posted a 21.35% **cut** from 2008 report.



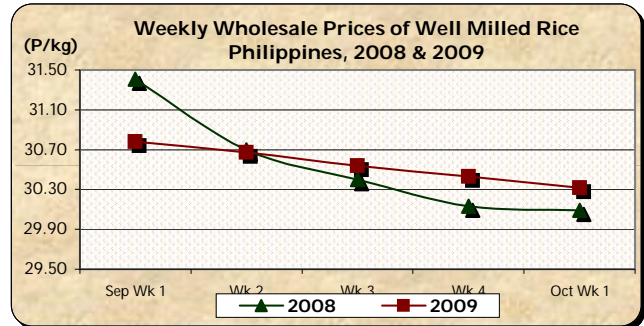
- White corngrain price at P11.27/kg recorded a 3.02% **increment** from last week's P10.94/kg but indicated a 6.47% **decrement** compared to last year's P12.05/kg.



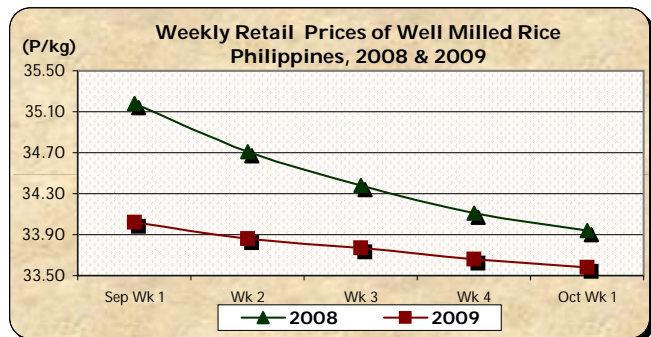
C. Wholesale and Retail Prices of Well Milled Rice (WMR)

* Both wholesale and retail prices sustained downward movements.

- The average wholesale price of P30.32/kg was 0.36% below last week's price but was 0.76% above last year's level.



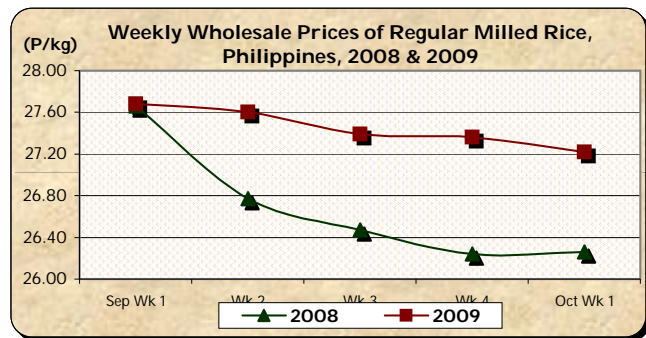
- The average retail price of P33.58/kg slid by 0.24% and 1.06% from last week's and last year's levels, respectively.



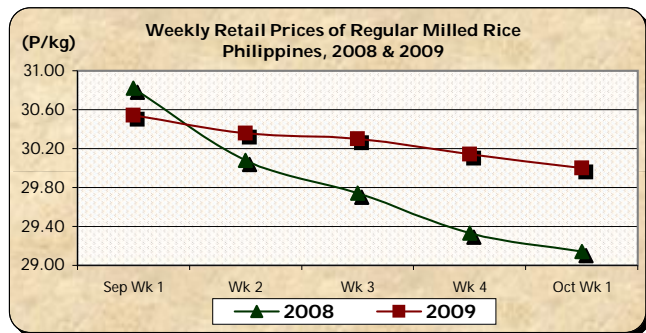
D. Wholesale and Retail Prices of Regular Milled Rice (RMR)

* Price reductions were continuously recorded at both wholesale and retail levels.

- At wholesale, the average price of P27.22/kg was 0.51% lower than last week's P27.36/kg but was 3.66% higher than last year's P26.26/kg.



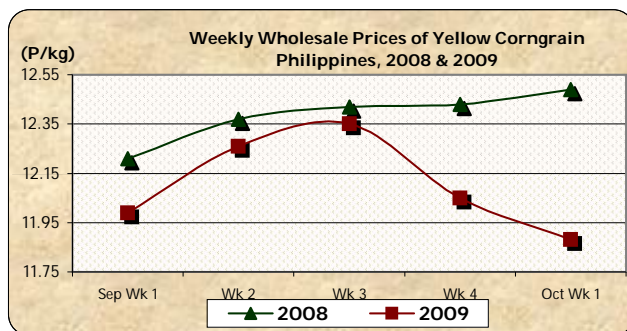
- At retail, the average price of P30.00/kg was down by 0.46% from last week's level but was up by 2.95% relative to last year's quotation.



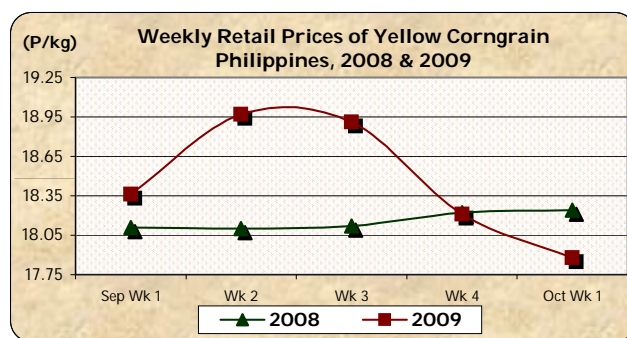
E. Wholesale and Retail Prices of Corngrain, Yellow

* Prices at both wholesale and retail levels continuously moved downward but at rates slower than last week's records.

■ At wholesale, the average price of P11.88/kg **dropped** by 1.41% from last year's level and by 4.88% from that of last year.



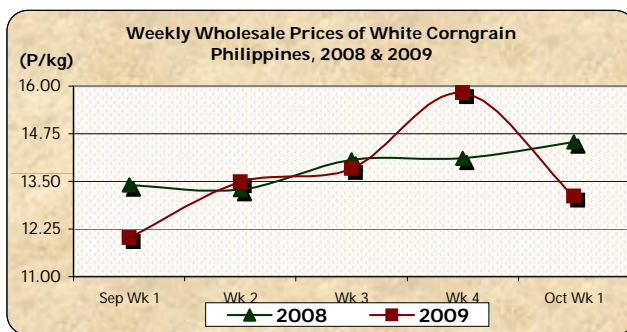
■ At retail, the average price of P17.88/kg reflected **cuts** of 1.81% and 1.97% from prices of last week and last year, respectively.



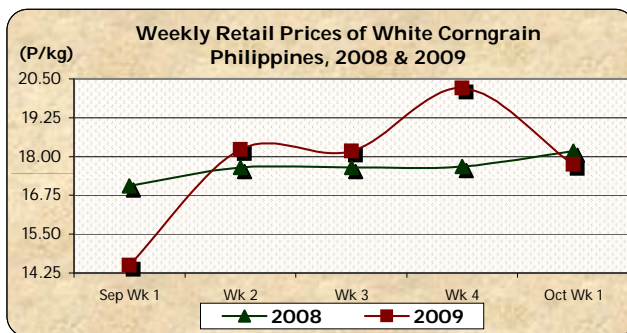
F. Wholesale and Retail Prices of Corngrain, White

* Both wholesale and retail prices declined significantly.

■ The average wholesale price of P13.11/kg recorded **reductions** of 17.13% from last week's quotation and 9.77% from last year's level.



■ At retail, the average price of P17.75/kg **fell** by 12.17% and 2.37% from last week's and last year's report, respectively.



Annex 1

Comparative Weekly Farmgate, Wholesale and Retail Prices of Palay, Rice and Corn, Philippines

Month/Week	Palay (Dry)				Well Milled Rice (WMR)							
	Farmgate Prices				Wholesale Prices				Retail Prices			
	2008	2009	% Change		2008	2009	% Change		2008	2009	% Change	
(1)	(2)	(3)	(3)/(2)	(weekly)	(6)	(7)	(7)/(6)	(weekly)	(10)	(11)	(11)/(10)	(weekly)
Sep Wk 1	13.86	14.35	3.54	-1.03	31.41	30.78	-2.01	-0.58	35.18	34.02	-3.30	-0.18
Wk 2	13.67	14.27	4.39	-0.56	30.70	30.67	-0.10	-0.36	34.71	33.86	-2.45	-0.47
Wk 3	13.49	14.10	4.52	-1.19	30.40	30.54	0.46	-0.42	34.38	33.77	-1.77	-0.27
Wk 4	13.26	13.99	5.51	-0.78	30.13	30.43	1.00	-0.36	34.11	33.66	-1.32	-0.33
Oct Wk 1P	13.12	13.92	6.10	-0.50	30.09	30.32	0.76	-0.36	33.94	33.58	-1.06	-0.24

Month/Week	Regular Milled Rice (RMR)							
	Wholesale Prices				Retail Prices			
	2008	2009	% Change		2008	2009	% Change	
(1)	(2)	(3)	(3)/(2)	(weekly)	(6)	(7)	(7)/(6)	(weekly)
Sep Wk 1	27.66	27.68	0.07	-0.36	30.82	30.54	-0.91	-0.20
Wk 2	26.77	27.60	3.10	-0.29	30.08	30.36	0.93	-0.59
Wk 3	26.47	27.39	3.48	-0.76	29.74	30.30	1.88	-0.20
Wk 4	26.24	27.36	4.27	-0.11	29.33	30.14	2.76	-0.53
Oct Wk 1P	26.26	27.22	3.66	-0.51	29.14	30.00	2.95	-0.46

Month/Week	Corngrain, Yellow											
	Farmgate Prices				Wholesale Prices				Retail Prices			
	2008	2009	% Change		2008	2009	% Change		2008	2009	% Change	
(1)	(2)	(3)	(3)/(2)	(weekly)	(6)	(7)	(7)/(6)	(weekly)	(10)	(11)	(11)/(10)	(weekly)
Sep Wk 1	10.44	8.58	-17.82	0.94	12.21	11.99	-1.80	-1.64	18.11	18.36	1.38	-0.38
Wk 2	10.43	8.58	-17.74	0.00	12.37	12.26	-0.89	2.25	18.10	18.97	4.81	3.32
Wk 3	10.43	8.57	-17.83	-0.12	12.42	12.35	-0.56	0.73	18.12	18.91	4.36	-0.32
Wk 4	10.35	8.30	-19.81	-3.15	12.43	12.05	-3.06	-2.43	18.22	18.21	-0.05	-3.70
Oct Wk 1P	10.63	8.36	-21.35	0.72	12.49	11.88	-4.88	-1.41	18.24	17.88	-1.97	-1.81

Month/Week	Corngrain, White											
	Farmgate Prices				Wholesale Prices				Retail Prices			
	2008	2009	% Change		2008	2009	% Change		2008	2009	% Change	
(1)	(2)	(3)	(3)/(2)	(weekly)	(6)	(7)	(7)/(6)	(weekly)	(10)	(11)	(11)/(10)	(weekly)
Sep Wk 1	12.11	10.53	-13.05	-1.86	13.40	12.02	-10.30	3.09	17.05	14.50	-14.96	-2.09
Wk 2	11.74	10.78	-8.18	2.37	13.29	13.48	1.43	12.15	17.64	18.23	3.34	25.72
Wk 3	11.81	11.05	-6.44	2.50	14.07	13.83	-1.71	2.60	17.64	18.17	3.00	-0.33
Wk 4	11.84	10.94	-7.60	-1.00	14.11	15.82	12.12	14.39	17.68	20.21	14.31	11.23
Oct Wk 1P	12.05	11.27	-6.47	3.02	14.53	13.11	-9.77	-17.13	18.18	17.75	-2.37	-12.17

Note: R-revised; P-preliminary

