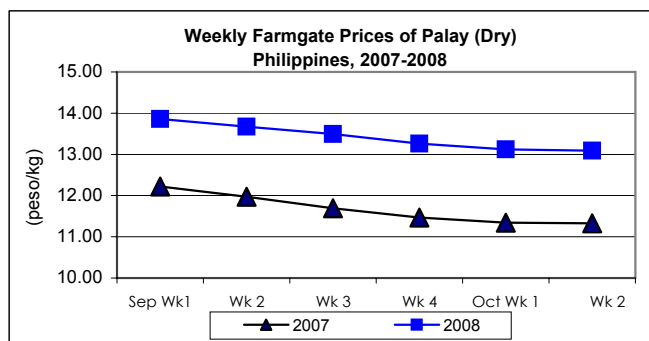




## Updates on Palay, Rice & Corn Prices, October 8-14, 2008

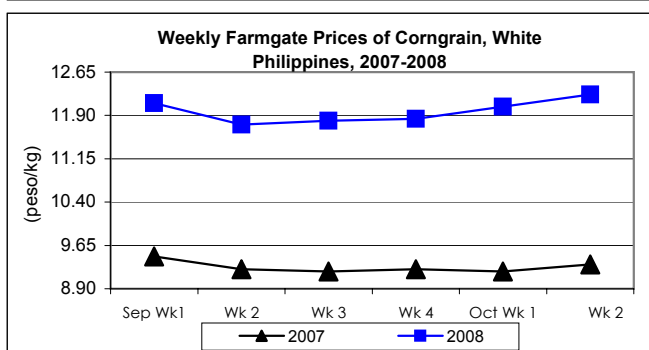
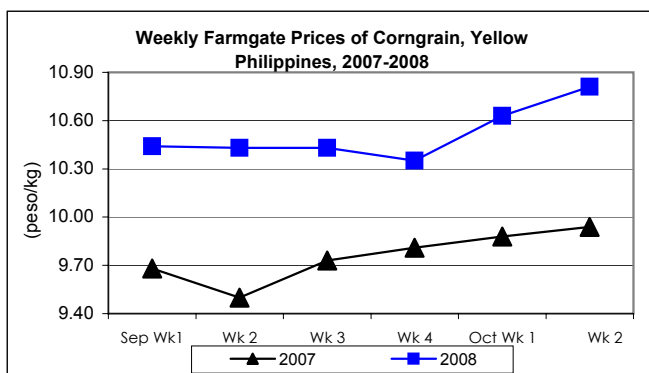
### A. Farmgate Price of Palay

- \* **Farmgate price continuously declined at a rate much slower than that of last week.**
  - Average price at P13.09/kg was **down** by 0.23% from last week's price but was still **up** by 15.53% relative to last year's level.



### B. Farmgate Prices of Corngrain, Yellow and White

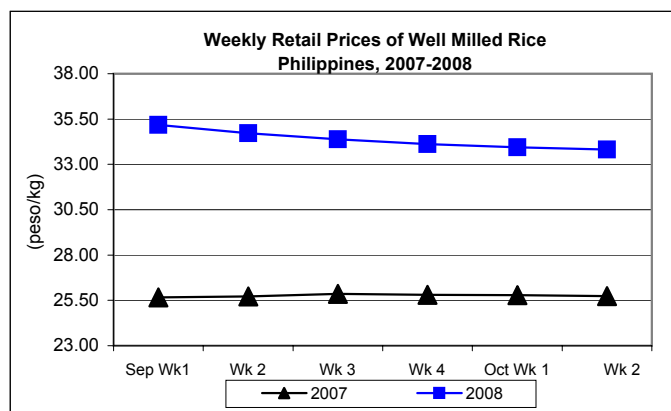
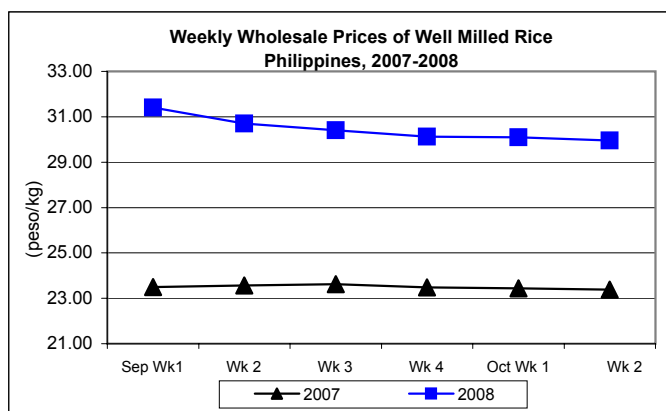
- \* **Prices of both yellow and white corngrains continued to post increments at farmgate.**
  - Average price of yellow corngrain at P10.81/kg **rose** by 1.69% from last week's P10.63/kg and by 8.75% from last year's P9.94/kg.
  - Average price of white corngrain at P12.26/kg registered **mark-ups** of 1.74% and 31.55% from prices of last week and last year, respectively.



### C. Wholesale and Retail Prices of Well Milled Rice (WMR)

☀ A continuous downtrend in prices was noted at both wholesale and retail levels.

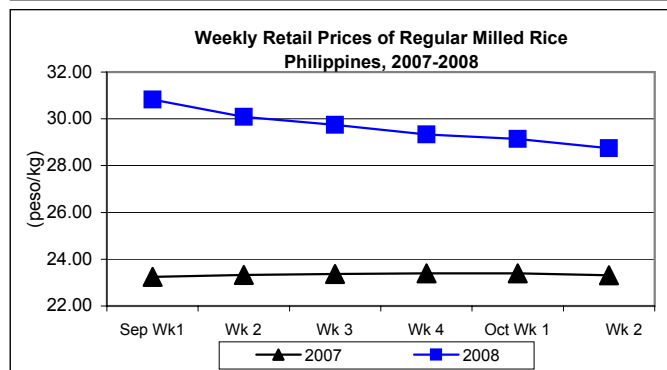
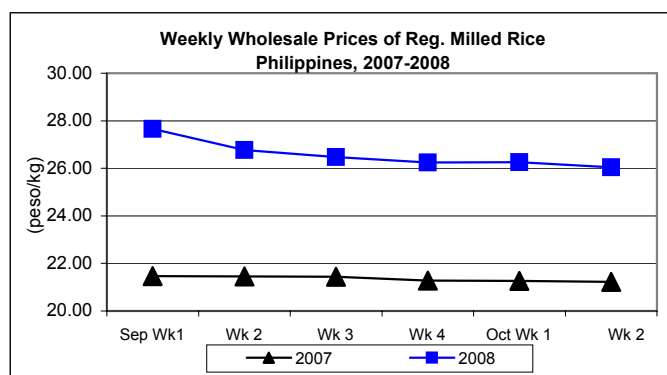
- At wholesale, average price of P29.96/kg **dropped** by 0.43% from last week's price but **gained** by 28.09% compared to 2007 quotation.
- At retail, average price of P33.81/kg was 0.38% **below** last week's price but was 31.35% **above** last year's level.



### D. Wholesale and Retail Prices of Regular Milled Rice (RMR)

☀ Price at wholesale level fluctuated, while price at retail level sustained a downward trend.

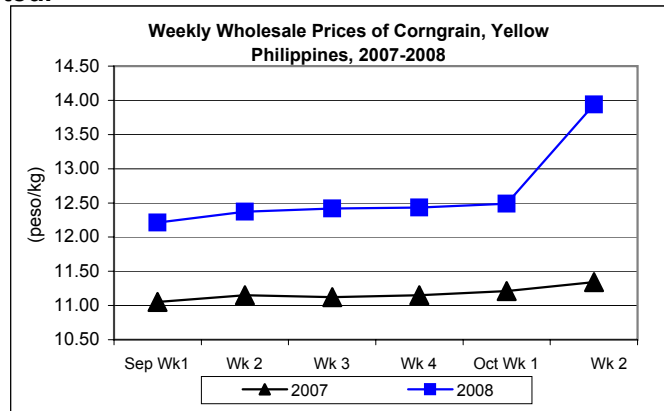
- Average wholesale price at P26.04/kg **decreased** by 0.84% from last week's level but **increased** by 22.66% from that of last year.
- Average retail price at P28.75/kg posted a **decrement** of 1.34% from last week's price but recorded an **increment** of 23.34% over last year's report.



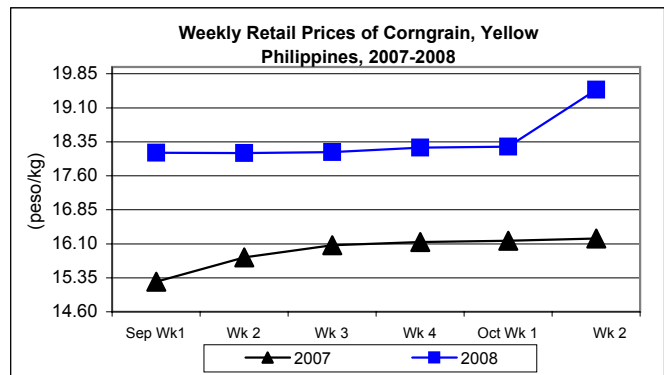
## E. Wholesale and Retail Prices of Corngrain, Yellow

☀ Continuous price increases were recorded at both wholesale and retail levels. Huge increments over last week's prices were noted.

- At wholesale, average price at P13.94/kg **surged** by 11.61% from last week's P12.49/kg and by 22.93% from last year's P11.34/kg.



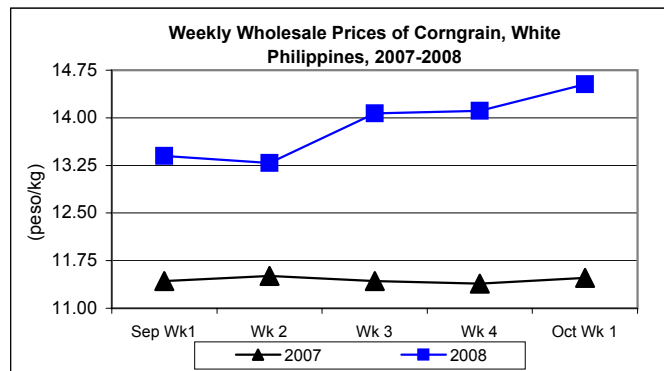
- At retail, average price at P19.50/kg posted **gains** of 6.91% and 20.22% relative to prices of last week and last year, respectively.



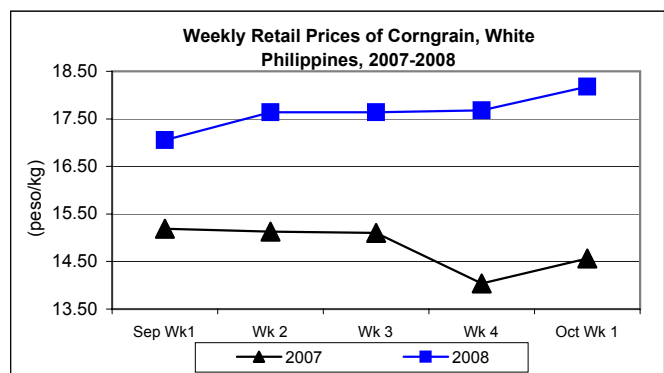
## F. Wholesale and Retail Prices of Corngrain, White

☀ Prices at both wholesale and retail levels sustained uptrends. Compared to last week's report, slower rates of increases were noted.

- Average wholesale price at P14.64/kg **went up** by 0.76% from last week's price and 27.19% from last year's record.



- Average retail price at P18.29/kg registered **mark-ups** of 0.61% from last week's price and 25.45% from 2007 level.



## Annex 1

### Comparative Weekly Farmgate, Wholesale and Retail Prices of Palay, Rice and Corn, Philippines

Month/Week	Palay (Dry)				Well Milled Rice (WMR)							
	Farmgate Prices				Wholesale Prices				Retail Prices			
	2007	2008	% Change		2007	2008	% Change		2007	2008	% Change	
(1)	(2)	(3)	(3)/(2)	(weekly)	(6)	(7)	(7)/(6)	(weekly)	(10)	(11)	(11)/(10)	(weekly)
Sep Wk1	12.22	13.86	13.42	-2.53	23.49	31.41	33.72	-1.60	25.67	35.18	37.05	-1.68
Wk 2	11.97	13.67	14.20	-1.37	23.57	30.70	30.25	-2.26	25.72	34.71	34.95	-1.34
Wk 3	11.69	13.49	15.40	-1.32	23.62	30.40	28.70	-0.98	25.86	34.38	32.95	-0.95
Wk 4	11.47	13.26	15.61	-1.70	23.48	30.13	28.32	-0.89	25.81	34.11	32.16	-0.79
Oct Wk 1	11.34	13.12	15.70	-1.06	23.44	30.09	28.37	-0.13	25.79	33.94	31.60	-0.50
Wk 2	11.33	13.09	15.53	-0.23	23.39	29.96	28.09	-0.43	25.74	33.81	31.35	-0.38

Month/Week	Regular Milled Rice (RMR)							
	Wholesale Prices				Retail Prices			
	2007	2008	% Change		2007	2008	% Change	
(1)	(2)	(3)	(3)/(2)	(weekly)	(6)	(7)	(7)/(6)	(weekly)
Sep Wk1	21.47	27.66	28.83	-2.85	23.25	30.82	32.56	-2.59
Wk 2	21.45	26.77	24.80	-3.22	23.33	30.08	28.93	-2.40
Wk 3	21.44	26.47	23.46	-1.12	23.37	29.74	27.26	-1.13
Wk 4	21.28	26.24	23.31	-0.87	23.39	29.33	25.40	-1.38
Oct Wk 1	21.27	26.26	23.46	0.08	23.39	29.14	24.58	-0.65
Wk 2	21.23	26.04	22.66	-0.84	23.31	28.75	23.34	-1.34

Month/Week	Corngrain, Yellow											
	Farmgate Prices				Wholesale Prices				Retail Prices			
	2007	2008	% Change		2007	2008	% Change		2007	2008	% Change	
(1)	(2)	(3)	(3)/(2)	(weekly)	(6)	(7)	(7)/(6)	(weekly)	(10)	(11)	(11)/(10)	(weekly)
Sep Wk1	9.68	10.44	7.85	-0.85	11.05	12.21	10.50	-0.33	15.26	18.11	18.68	-0.39
Wk 2	9.50	10.43	9.79	-0.10	11.15	12.37	10.94	1.31	15.80	18.10	14.56	-0.06
Wk 3	9.73	10.43	7.19	0.00	11.12	12.42	11.69	0.40	16.07	18.12	12.76	0.11
Wk 4	9.81	10.35	5.50	-0.77	11.15	12.43	11.48	0.08	16.14	18.22	12.89	0.55
Oct Wk 1	9.88	10.63	7.59	2.71	11.21	12.49	11.42	0.48	16.17	18.24	12.80	0.11
Wk 2	9.94	10.81	8.75	1.69	11.34	13.94	22.93	11.61	16.22	19.50	20.22	6.91

Month/Week	Corngrain, White											
	Farmgate Prices				Wholesale Prices				Retail Prices			
	2007	2008	% Change		2007	2008	% Change		2007	2008	% Change	
(1)	(2)	(3)	(3)/(2)	(weekly)	(6)	(7)	(7)/(6)	(weekly)	(10)	(11)	(11)/(10)	(weekly)
Sep Wk1	9.46	12.11	28.01	2.45	11.43	13.40	17.24	4.20	15.19	17.05	12.24	-0.93
Wk 2	9.24	11.74	27.06	-3.06	11.51	13.29	15.46	-0.82	15.13	17.64	16.59	3.46
Wk 3	9.20	11.81	28.37	0.60	11.43	14.07	23.10	5.87	15.10	17.64	16.82	0.00
Wk 4	9.24	11.84	28.14	0.25	11.39	14.11	23.88	0.28	14.04	17.68	25.93	0.23
Oct Wk 1	9.20	12.05	30.98	1.77	11.48	14.53	26.57	2.98	14.56	18.18	24.86	2.83
Wk 2	9.32	12.26	31.55	1.74	11.51	14.64	27.19	0.76	14.58	18.29	25.45	0.61