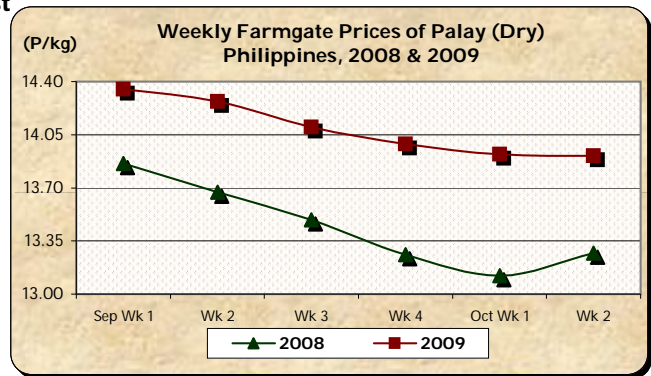


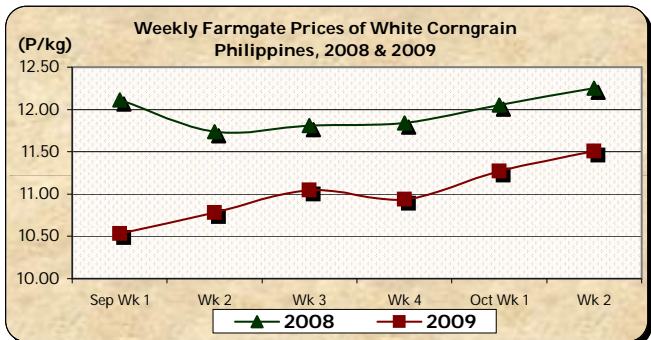
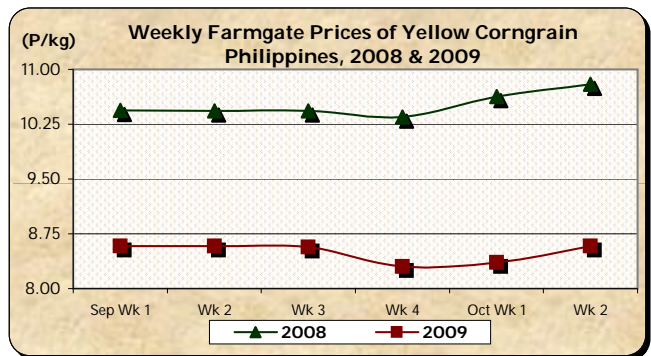
### A. Farmgate Price of Palay

- \* The downtrend of prices was sustained but the rate of decline was much slower than last week's record.
- The average price of P13.91/kg was slightly lower by 0.07% from last week's P13.92/kg but was 4.82% higher than last year's level.



### B. Farmgate Prices of Corngrain, Yellow and White

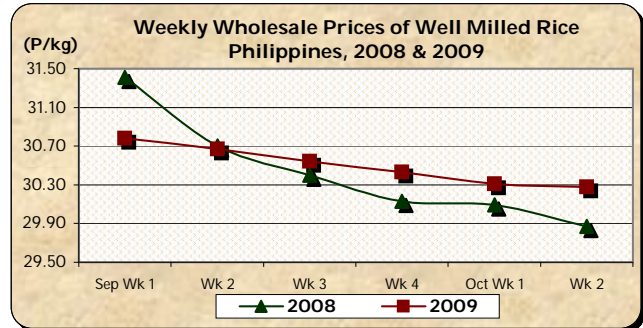
- \* Prices of both yellow and white corngrains continued to move upward.
- Yellow corngrain price at P8.58/kg was up by 2.63% from last week's price but was down by 20.56% relative to 2008 quotation.
- White corngrain price at P11.51/kg was 2.13% above last week's level but this was below last year's price by 6.04%.



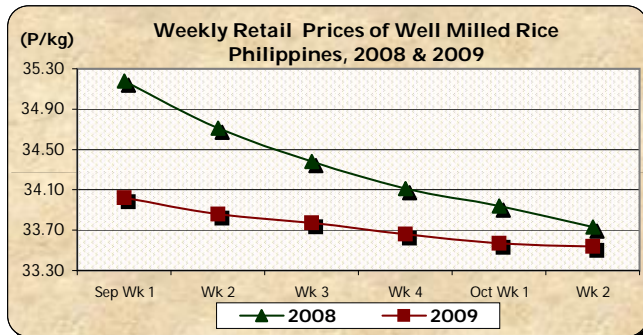
**C. Wholesale and Retail Prices of Well Milled Rice (WMR)**

\* Price reductions were continuously recorded at both wholesale and retail levels.

■ At wholesale, the average price of P30.28/kg **decreased** by 0.10% from last week's P30.31/kg but **increased** by 1.37% compared to last year's P29.87/kg.



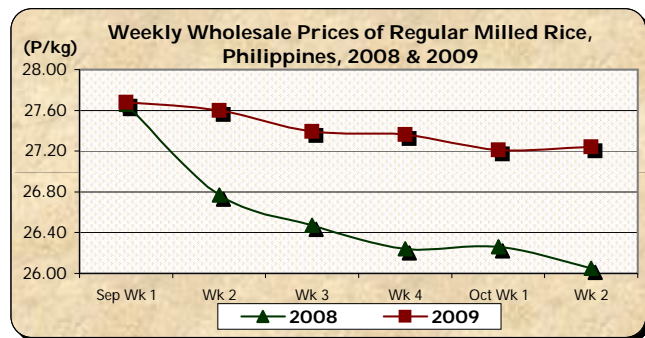
■ At retail, the average price of P33.54/kg **dropped** by 0.09% and 0.56% relative to last week's and last year's levels, respectively.



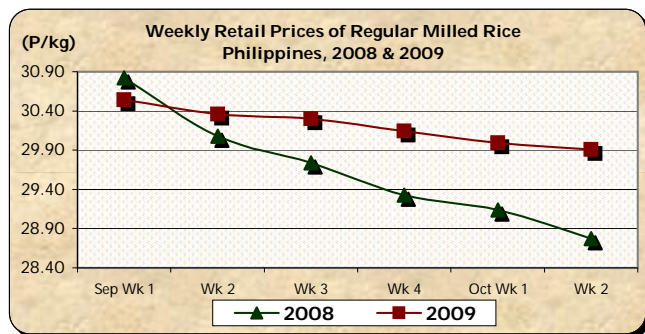
**D. Wholesale and Retail Prices of Regular Milled Rice (RMR)**

\* Wholesale price went up after continuous cuts while retail price sustained a downtrend.

■ The average wholesale price of P27.24/kg posted **increments** of 0.11% from last week's price and 4.57% from last year's report.



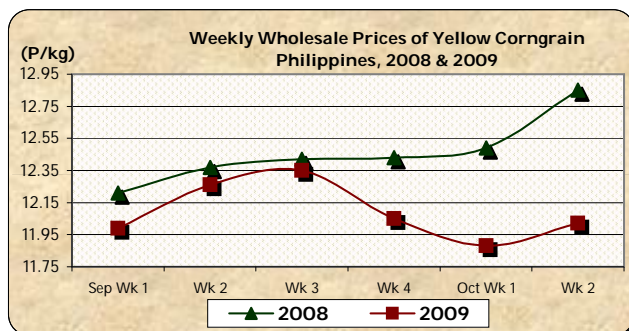
■ The average retail price of P29.91/kg **softened** by 0.27% from last week's level but **gained** by 3.96% from last year's quotation.



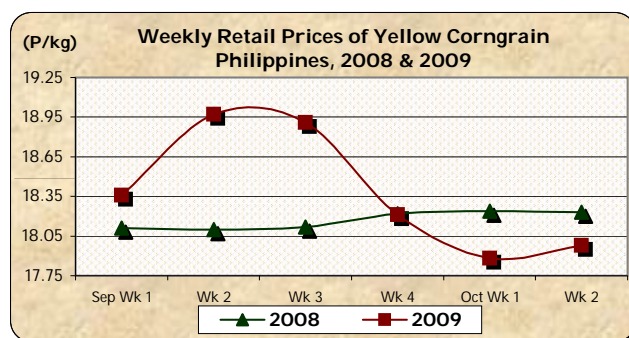
**E. Wholesale and Retail Prices of Corngrain, Yellow**

\* Prices at both wholesale and retail levels registered increases.

■ At wholesale, the average price of P12.02/kg indicated a 1.18% **mark-up** from last week's level but reflected a 6.46% **cut** from last year's price.



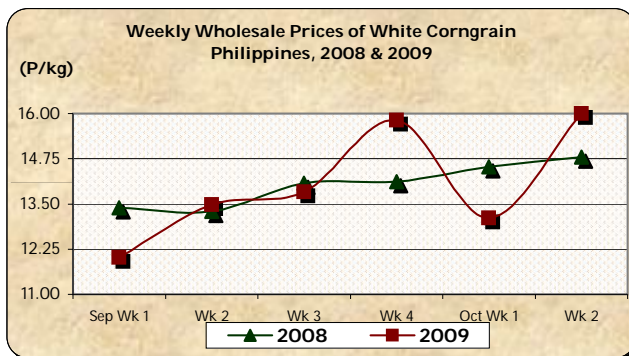
■ At retail, the average price of P17.98/kg posted a 0.56% **increment** from last week's price but recorded a 1.37% **decrement** from that of last year.



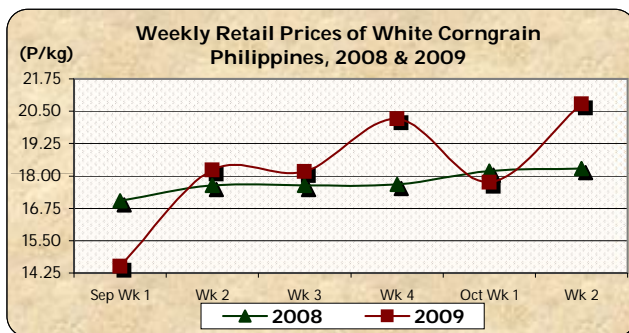
**F. Wholesale and Retail Prices of Corngrain, White**

\* Both wholesale and retail prices increased significantly.

■ The average wholesale price of P16.00/kg **surged** by 22.04% from last week's quotation. This was, likewise, **higher** by 8.18% compared to 2008 level.



■ The average retail price of P20.78/kg **rose** by 17.07% and 13.61% from last week's and last year's reports, respectively.



Annex 1

Comparative Weekly Farmgate, Wholesale and Retail Prices of Palay, Rice and Corn, Philippines

Month/Week	Palay (Dry)				Well Milled Rice (WMR)							
	Farmgate Prices				Wholesale Prices				Retail Prices			
	2008	2009	% Change		2008	2009	% Change		2008	2009	% Change	
(1)	(2)	(3)	(3)/(2)	(weekly)	(6)	(7)	(7)/(6)	(weekly)	(10)	(11)	(11)/(10)	(weekly)
Sep Wk 1	13.86	14.35	3.54	-1.03	31.41	30.78	-2.01	-0.58	35.18	34.02	-3.30	-0.18
Wk 2	13.67	14.27	4.39	-0.56	30.70	30.67	-0.10	-0.36	34.71	33.86	-2.45	-0.47
Wk 3	13.49	14.10	4.52	-1.19	30.40	30.54	0.46	-0.42	34.38	33.77	-1.77	-0.27
Wk 4	13.26	13.99	5.51	-0.78	30.13	30.43	1.00	-0.36	34.11	33.66	-1.32	-0.33
Oct Wk 1R	13.12	13.92	6.10	-0.50	30.09	30.31	0.73	-0.39	33.94	33.57	-1.09	-0.27
Wk 2P	13.27	13.91	4.82	-0.07	29.87	30.28	1.37	-0.10	33.73	33.54	-0.56	-0.09

Month/Week	Regular Milled Rice (RMR)							
	Wholesale Prices				Retail Prices			
	2008	2009	% Change		2008	2009	% Change	
(1)	(2)	(3)	(3)/(2)	(weekly)	(6)	(7)	(7)/(6)	(weekly)
Sep Wk 1	27.66	27.68	0.07	-0.36	30.82	30.54	-0.91	-0.20
Wk 2	26.77	27.60	3.10	-0.29	30.08	30.36	0.93	-0.59
Wk 3	26.47	27.39	3.48	-0.76	29.74	30.30	1.88	-0.20
Wk 4	26.24	27.36	4.27	-0.11	29.33	30.14	2.76	-0.53
Oct Wk 1R	26.26	27.21	3.62	-0.55	29.14	29.99	2.92	-0.50
Wk 2P	26.05	27.24	4.57	0.11	28.77	29.91	3.96	-0.27

Month/Week	Corngrain, Yellow											
	Farmgate Prices				Wholesale Prices				Retail Prices			
	2008	2009	% Change		2008	2009	% Change		2008	2009	% Change	
(1)	(2)	(3)	(3)/(2)	(weekly)	(6)	(7)	(7)/(6)	(weekly)	(10)	(11)	(11)/(10)	(weekly)
Sep Wk 1	10.44	8.58	-17.82	0.94	12.21	11.99	-1.80	-1.64	18.11	18.36	1.38	-0.38
Wk 2	10.43	8.58	-17.74	0.00	12.37	12.26	-0.89	2.25	18.10	18.97	4.81	3.32
Wk 3	10.43	8.57	-17.83	-0.12	12.42	12.35	-0.56	0.73	18.12	18.91	4.36	-0.32
Wk 4	10.35	8.30	-19.81	-3.15	12.43	12.05	-3.06	-2.43	18.22	18.21	-0.05	-3.70
Oct Wk 1R	10.63	8.36	-21.35	0.72	12.49	11.88	-4.88	-1.41	18.24	17.88	-1.97	-1.81
Wk 2P	10.80	8.58	-20.56	2.63	12.85	12.02	-6.46	1.18	18.23	17.98	-1.37	0.56

Month/Week	Corngrain, White											
	Farmgate Prices				Wholesale Prices				Retail Prices			
	2008	2009	% Change		2008	2009	% Change		2008	2009	% Change	
(1)	(2)	(3)	(3)/(2)	(weekly)	(6)	(7)	(7)/(6)	(weekly)	(10)	(11)	(11)/(10)	(weekly)
Sep Wk 1	12.11	10.53	-13.05	-1.86	13.40	12.02	-10.30	3.09	17.05	14.50	-14.96	-2.09
Wk 2	11.74	10.78	-8.18	2.37	13.29	13.48	1.43	12.15	17.64	18.23	3.34	25.72
Wk 3	11.81	11.05	-6.44	2.50	14.07	13.83	-1.71	2.60	17.64	18.17	3.00	-0.33
Wk 4	11.84	10.94	-7.60	-1.00	14.11	15.82	12.12	14.39	17.68	20.21	14.31	11.23
Oct Wk 1R	12.05	11.27	-6.47	3.02	14.53	13.11	-9.77	-17.13	18.18	17.75	-2.37	-12.17
Wk 2P	12.25	11.51	-6.04	2.13	14.79	16.00	8.18	22.04	18.29	20.78	13.61	17.07

Note: R-revised; P-preliminary

