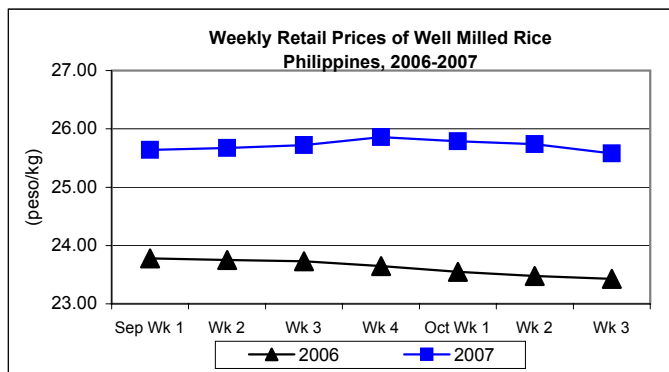
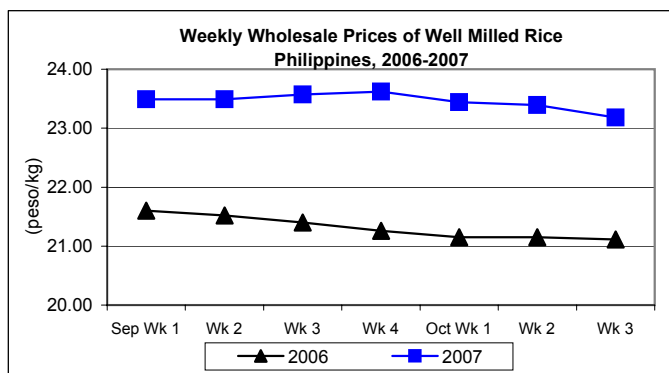


C. Wholesale and Retail Prices of Well Milled Rice (WMR)

☀ Wholesale and retail prices sustained their downtrend relative to last week's levels. Both levels were higher from last year's records.

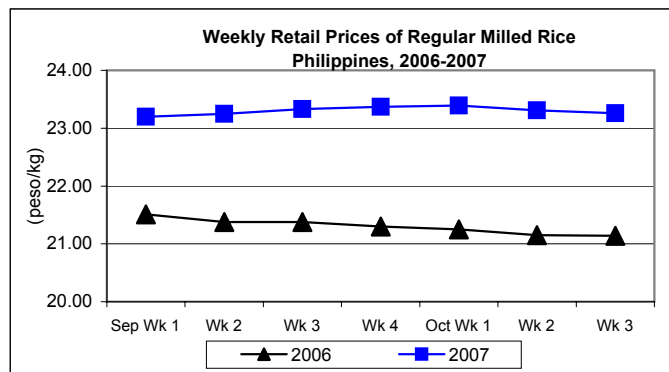
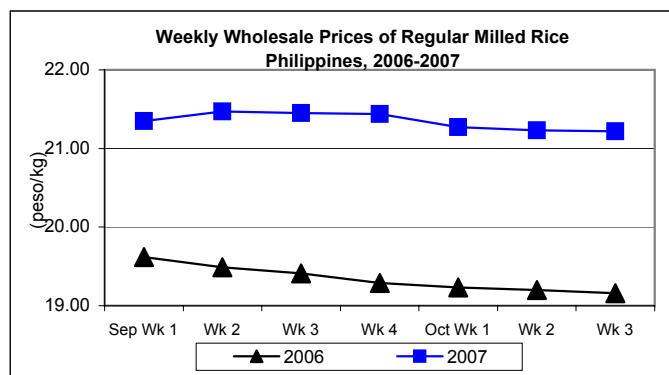
- Wholesale price at P23.18/kg was **lower** from last week's report but indicated a 9.81% **increase** from the 2006 price.
- Retail price settled at P25.58/kg and recorded a 0.62% **drop** from the previous week's price but a 9.18% **gain** from last year's record.



D. Wholesale and Retail Prices of Regular Milled Rice (RMR)

☀ Wholesale and retail prices were lower than last week's price quotations.

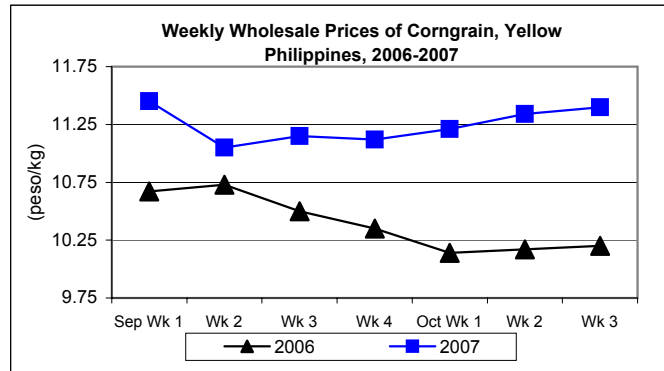
- Wholesale price at P21.22/kg represented a **decrease** of 0.05% from the preceding week's price and an **increase** of 10.75% from last year's record.
- Retail price **dropped** from last week's P23.21/kg to this week's P23.26/kg or by 0.21%. Average price was still **higher** by 10.03% from last year's record.



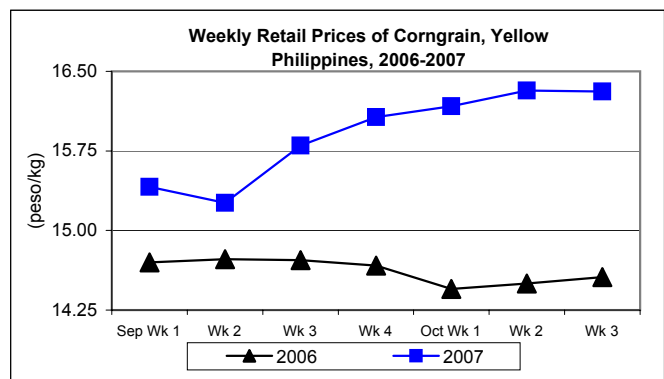
E. Wholesale and Retail Prices of Corngrain, Yellow

☀ Wholesale price sustained its uptrend while retail price dropped after a month-long increase.

- Wholesale price was on its third week of **increase**. Average price at P11.40/kg indicated **increments** of 0.53% from last week's price and 11.76% from the price a year ago.



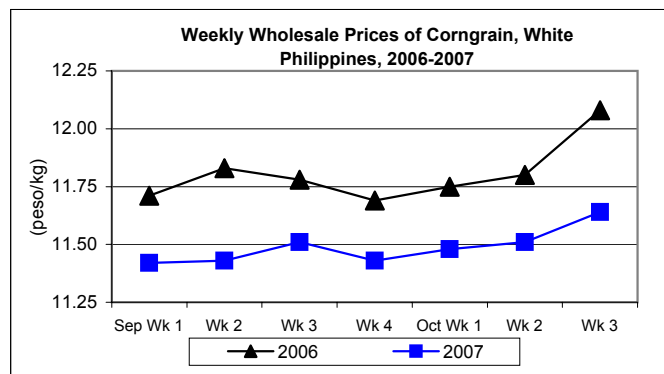
- At retail, price closed at P16.31/kg which slowed **down** a bit by 0.06% but **gained** by 12.02% from last year's P14.56/kg.



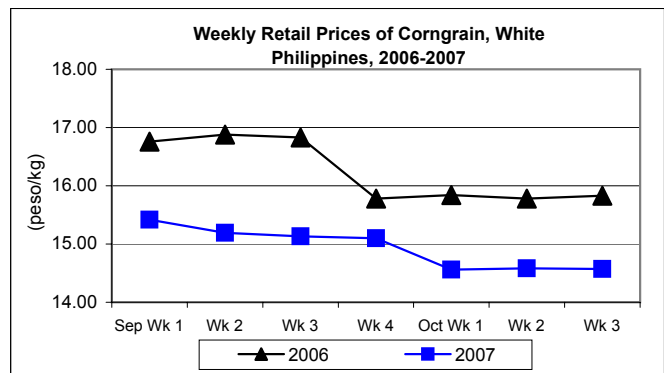
F. Wholesale and Retail Prices of Corngrain, White

☀ Wholesale price increased from last week's price while retail price showed the opposite. Both levels were below last year's quotations.

- Wholesale price at P11.64/kg was **higher** by 1.13% from the preceding week's price. Relative to last year's record, price showed a 3.64% **decrement**.



- Retail price at P14.57/kg indicated respective **decreases** of 0.07% and 7.96% from last week's and last year's records.



Annex 1

Comparative Weekly Farmgate, Wholesale and Retail Prices of Palay, Rice and Corn, Philippines

Month/Week	Palay (Dry)				Well Milled Rice (WMR)							
	Farmgate Prices				Wholesale Prices				Retail Prices			
	2006	2007	% Change		2006	2007	% Change		2006	2007	% Change	
(1)	(2)	(3)	(3)/(2)	(weekly)	(6)	(7)	(7)/(6)	(weekly)	(10)	(11)	(11)/(10)	(weekly)
Sep Wk 1	10.92	12.30	12.64	0.82	21.60	23.49	8.75	0.90	23.78	25.64	7.82	1.18
Wk 2	10.78	12.22	13.36	-0.65	21.52	23.49	9.15	0.00	23.75	25.67	8.08	0.12
Wk 3	10.73	11.97	11.56	-2.05	21.40	23.57	10.14	0.34	23.73	25.72	8.39	0.19
Wk 4	10.57	11.69	10.60	-2.34	21.26	23.62	11.10	0.21	23.65	25.86	9.34	0.54
Oct Wk 1	10.31	11.36	10.18	-2.82	21.15	23.44	10.83	-0.76	23.55	25.79	9.51	-0.27
Wk 2	10.24	11.36	10.94	0.00	21.15	23.39	10.59	-0.21	23.48	25.74	9.63	-0.19
Wk 3	10.22	11.21	9.69	-1.32	21.11	23.18	9.81	-0.90	23.43	25.58	9.18	-0.62

Month/Week	Regular Milled Rice (RMR)							
	Wholesale Prices				Retail Prices			
	2006	2007	% Change		2006	2007	% Change	
(1)	(2)	(3)	(3)/(2)	(weekly)	(6)	(7)	(7)/(6)	(weekly)
Sep Wk 1	19.62	21.35	8.82	0.57	21.51	23.20	7.86	1.05
Wk 2	19.49	21.47	10.16	0.56	21.38	23.25	8.75	0.22
Wk 3	19.41	21.45	10.51	-0.09	21.38	23.33	9.12	0.34
Wk 4	19.29	21.44	11.15	-0.05	21.30	23.37	9.72	0.17
Oct Wk 1	19.23	21.27	10.61	-0.79	21.25	23.39	10.07	0.09
Wk 2	19.20	21.23	10.57	-0.19	21.15	23.31	10.21	-0.34
Wk 3	19.16	21.22	10.75	-0.05	21.14	23.26	10.03	-0.21

Month/Week	Corngrain, Yellow											
	Farmgate Prices				Wholesale Prices				Retail Prices			
	2006	2007	% Change		2006	2007	% Change		2006	2007	% Change	
(1)	(2)	(3)	(3)/(2)	(weekly)	(6)	(7)	(7)/(6)	(weekly)	(10)	(11)	(11)/(10)	(weekly)
Sep Wk 1	8.66	9.91	14.43	-0.90	10.67	11.45	7.31	-0.35	14.70	15.41	4.83	0.52
Wk 2	8.52	9.68	13.62	-2.32	10.73	11.05	2.98	-3.49	14.73	15.26	3.60	-0.97
Wk 3	8.33	9.50	14.05	-1.86	10.50	11.15	6.19	0.90	14.72	15.80	7.34	3.54
Wk 4	8.24	9.73	18.08	2.42	10.35	11.12	7.44	-0.27	14.67	16.07	9.54	1.71
Oct Wk 1	8.14	9.88	21.38	1.54	10.14	11.21	10.55	0.81	14.45	16.17	11.90	0.62
Wk 2	8.16	9.94	21.81	0.61	10.17	11.34	11.50	1.16	14.50	16.32	12.55	0.93
Wk 3	8.19	9.97	21.73	0.30	10.20	11.40	11.76	0.53	14.56	16.31	12.02	-0.06

Month/Week	Corngrain, White											
	Farmgate Prices				Wholesale Prices				Retail Prices			
	2006	2007	% Change		2006	2007	% Change		2006	2007	% Change	
(1)	(2)	(3)	(3)/(2)	(weekly)	(6)	(7)	(7)/(6)	(weekly)	(10)	(11)	(11)/(10)	(weekly)
Sep Wk 1	10.30	9.54	-7.38	0.21	11.71	11.42	-2.48	0.18	16.76	15.42	-8.00	2.46
Wk 2	10.09	9.46	-6.24	-0.84	11.83	11.43	-3.38	0.09	16.88	15.19	-10.01	-1.49
Wk 3	10.06	9.25	-8.05	-2.22	11.78	11.51	-2.29	0.70	16.83	15.13	-10.10	-0.39
Wk 4	10.00	9.20	-8.00	-0.54	11.69	11.43	-2.22	-0.70	15.78	15.10	-4.31	-0.20
Oct Wk 1	9.91	9.20	-7.16	0.00	11.75	11.48	-2.30	0.44	15.84	14.56	-8.08	-3.58
Wk 2	9.78	9.32	-4.70	1.30	11.80	11.51	-2.46	0.26	15.78	14.58	-7.60	0.14
Wk 3	9.74	9.41	-3.39	0.97	12.08	11.64	-3.64	1.13	15.83	14.57	-7.96	-0.07