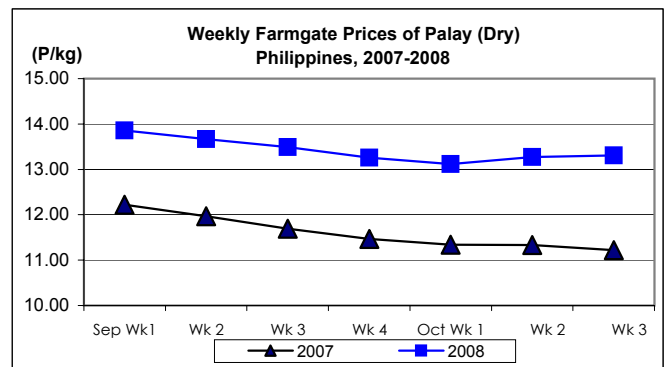




## Updates on Palay, Rice & Corn Prices, October 15-21, 2008

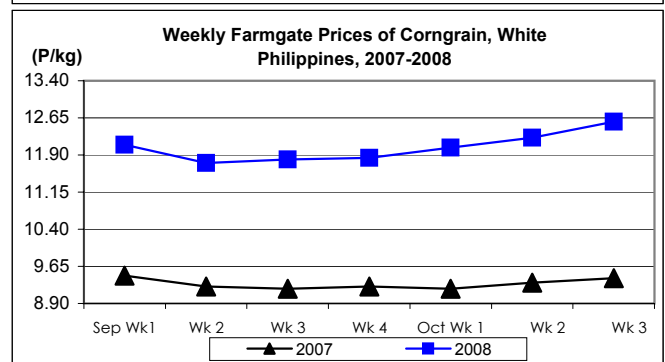
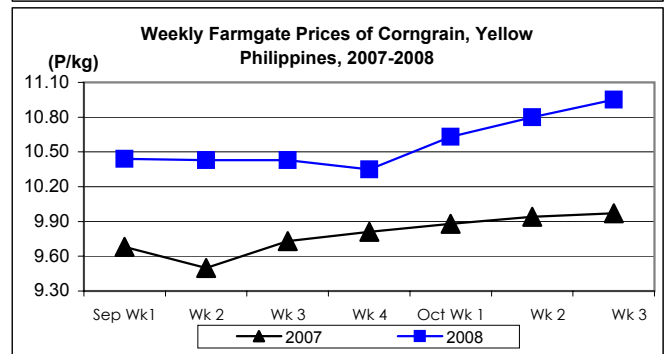
### A. Farmgate Price of Palay

- \* Farmgate prices have been recovering for two weeks now.
  - Average price at P13.31/kg was **higher** by 0.30% from last week's price and by 18.63% from last year's level.



### B. Farmgate Prices of Corngrain, Yellow and White

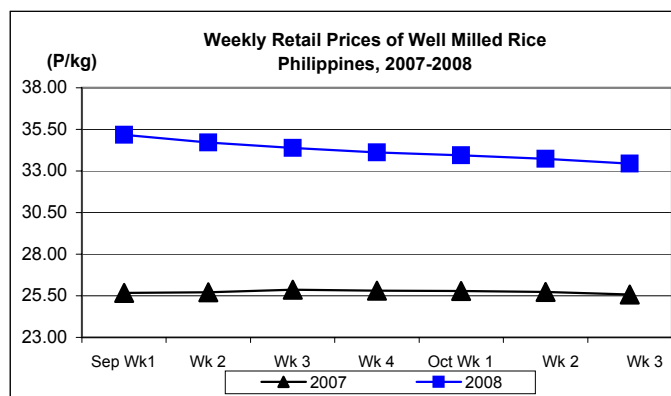
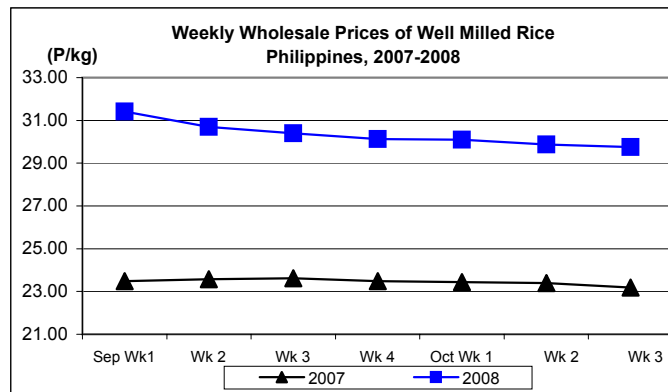
- \* Prices of both yellow and white corngrains sustained uptrends.
  - Average price of yellow corngrain at P10.95/kg posted **increments** of 1.39% and 9.83% from prices of last week and last year, respectively.
  - Average price of white corngrain at P12.57/kg **rose** by 2.61% from last week's price and by 33.58% from last year's level.



### C. Wholesale and Retail Prices of Well Milled Rice (WMR)

☀ Prices at both wholesale and retail levels continuously posted declines.

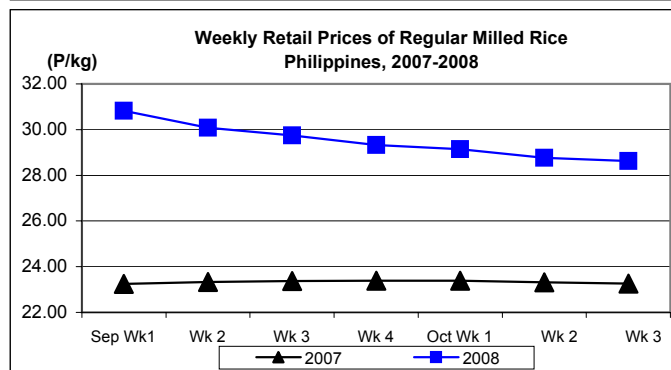
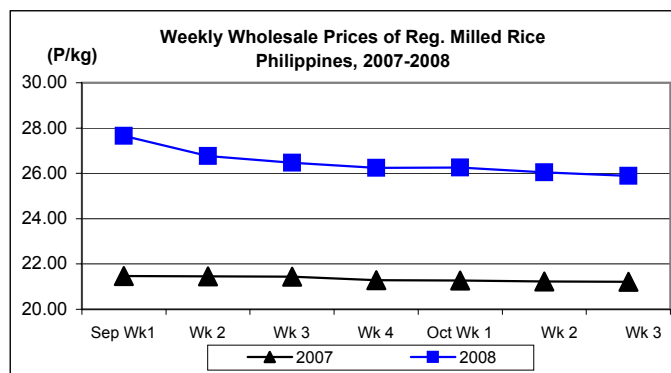
- Average wholesale price at P29.76/kg **slid** by 0.37% from last week's quotation but **gained** by 28.39% relative to last year's report.
- Average retail price at P33.44/kg **decreased** by 0.86% from last year's price but **increased** by 30.73% from that of last year.



### D. Wholesale and Retail Prices of Regular Milled Rice (RMR)

☀ Both wholesale and retail prices registered decrements at rates slower than last week's records.

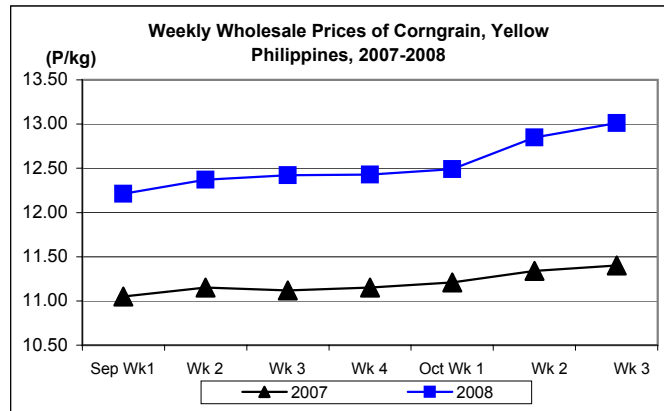
- At wholesale, average price at P25.89/kg posted a 0.61% **cut** from last week's P26.05/kg but recorded a 22.01% **mark-up** from last year's P21.22/kg.
- At retail, average price at P28.62/kg **went down** by 0.52% from last week's price but **moved up** by 23.04% compared to 2007 level.



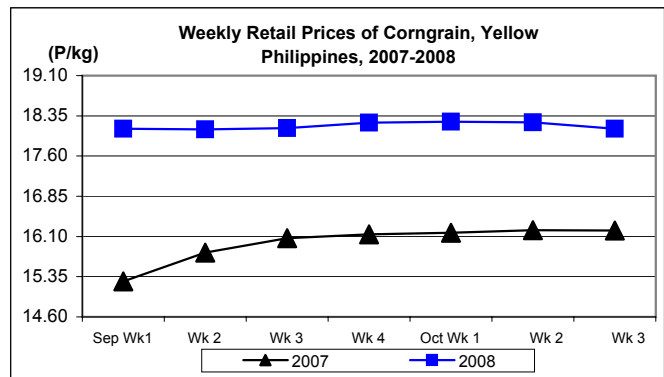
## E. Wholesale and Retail Prices of Corngrain, Yellow

✦ At wholesale, a continuous price gain was reflected. At retail, a price cut faster than last week's record was noted.

- Average wholesale price at P13.01/kg was **up** by 1.25% and 14.12% from prices of last week and last year, respectively.



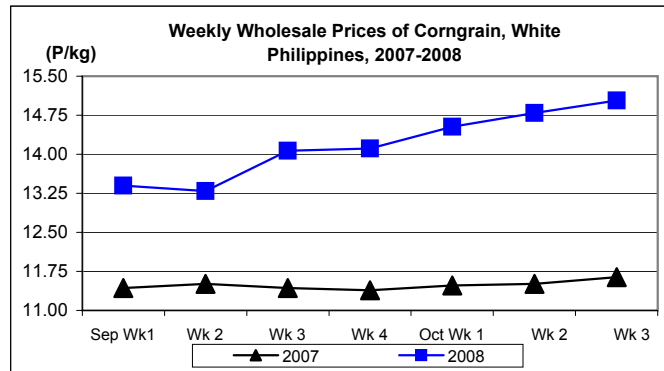
- Average retail price at P18.11/kg was **lower** by 0.66% from last week's P18.23/kg but was **higher** by 11.72% relative to last year's P16.21/kg.



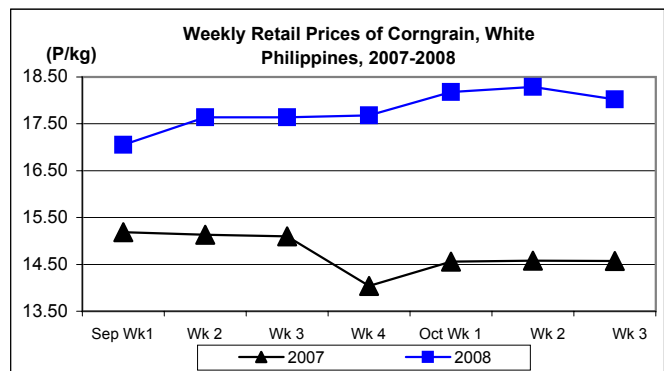
## F. Wholesale and Retail Prices of Corngrain, White

✦ Price at wholesale sustained an uptrend. Price at retail, however, decreased after several weeks of increases.

- Average wholesale price at P15.03/kg **went up** by 1.62% from last week's price and by 29.12% from last year's record.



- Average retail price at P18.02/kg **fell** by 1.48% from last week's price but **rose** by 23.68% from the 2007 level.



## Annex 1

### Comparative Weekly Farmgate, Wholesale and Retail Prices of Palay, Rice and Corn, Philippines

Month/Week	Palay (Dry)				Well Milled Rice (WMR)							
	Farmgate Prices				Wholesale Prices				Retail Prices			
	2007	2008	% Change		2007	2008	% Change		2007	2008	% Change	
(1)	(2)	(3)	(3)/(2)	(weekly)	(6)	(7)	(7)/(6)	(weekly)	(10)	(11)	(11)/(10)	(weekly)
Sep Wk1	12.22	13.86	13.42	-2.53	23.49	31.41	33.72	-1.60	25.67	35.18	37.05	-1.68
Wk 2	11.97	13.67	14.20	-1.37	23.57	30.70	30.25	-2.26	25.72	34.71	34.95	-1.34
Wk 3	11.69	13.49	15.40	-1.32	23.62	30.40	28.70	-0.98	25.86	34.38	32.95	-0.95
Wk 4	11.47	13.26	15.61	-1.70	23.48	30.13	28.32	-0.89	25.81	34.11	32.16	-0.79
Oct Wk 1	11.34	13.12	15.70	-1.06	23.44	30.09	28.37	-0.13	25.79	33.94	31.60	-0.50
Wk 2	11.33	13.27	17.12	1.14	23.39	29.87	27.70	-0.73	25.74	33.73	31.04	-0.62
Wk 3	11.22	13.31	18.63	0.30	23.18	29.76	28.39	-0.37	25.58	33.44	30.73	-0.86

Month/Week	Regular Milled Rice (RMR)							
	Wholesale Prices				Retail Prices			
	2007	2008	% Change		2007	2008	% Change	
(1)	(2)	(3)	(3)/(2)	(weekly)	(6)	(7)	(7)/(6)	(weekly)
Sep Wk1	21.47	27.66	28.83	-2.85	23.25	30.82	32.56	-2.59
Wk 2	21.45	26.77	24.80	-3.22	23.33	30.08	28.93	-2.40
Wk 3	21.44	26.47	23.46	-1.12	23.37	29.74	27.26	-1.13
Wk 4	21.28	26.24	23.31	-0.87	23.39	29.33	25.40	-1.38
Oct Wk 1	21.27	26.26	23.46	0.08	23.39	29.14	24.58	-0.65
Wk 2	21.23	26.05	22.70	-0.80	23.31	28.77	23.42	-1.27
Wk 3	21.22	25.89	22.01	-0.61	23.26	28.62	23.04	-0.52

Month/Week	Corngrain, Yellow											
	Farmgate Prices				Wholesale Prices				Retail Prices			
	2007	2008	% Change		2007	2008	% Change		2007	2008	% Change	
(1)	(2)	(3)	(3)/(2)	(weekly)	(6)	(7)	(7)/(6)	(weekly)	(10)	(11)	(11)/(10)	(weekly)
Sep Wk1	9.68	10.44	7.85	-0.85	11.05	12.21	10.50	-0.33	15.26	18.11	18.68	-0.39
Wk 2	9.50	10.43	9.79	-0.10	11.15	12.37	10.94	1.31	15.80	18.10	14.56	-0.06
Wk 3	9.73	10.43	7.19	0.00	11.12	12.42	11.69	0.40	16.07	18.12	12.76	0.11
Wk 4	9.81	10.35	5.50	-0.77	11.15	12.43	11.48	0.08	16.14	18.22	12.89	0.55
Oct Wk 1	9.88	10.63	7.59	2.71	11.21	12.49	11.42	0.48	16.17	18.24	12.80	0.11
Wk 2	9.94	10.80	8.65	1.60	11.34	12.85	13.32	2.88	16.22	18.23	12.39	-0.05
Wk 3	9.97	10.95	9.83	1.39	11.40	13.01	14.12	1.25	16.21	18.11	11.72	-0.66

Month/Week	Corngrain, White											
	Farmgate Prices				Wholesale Prices				Retail Prices			
	2007	2008	% Change		2007	2008	% Change		2007	2008	% Change	
(1)	(2)	(3)	(3)/(2)	(weekly)	(6)	(7)	(7)/(6)	(weekly)	(10)	(11)	(11)/(10)	(weekly)
Sep Wk1	9.46	12.11	28.01	2.45	11.43	13.40	17.24	4.20	15.19	17.05	12.24	-0.93
Wk 2	9.24	11.74	27.06	-3.06	11.51	13.29	15.46	-0.82	15.13	17.64	16.59	3.46
Wk 3	9.20	11.81	28.37	0.60	11.43	14.07	23.10	5.87	15.10	17.64	16.82	0.00
Wk 4	9.24	11.84	28.14	0.25	11.39	14.11	23.88	0.28	14.04	17.68	25.93	0.23
Oct Wk 1	9.20	12.05	30.98	1.77	11.48	14.53	26.57	2.98	14.56	18.18	24.86	2.83
Wk 2	9.32	12.25	31.44	1.66	11.51	14.79	28.50	1.79	14.58	18.29	25.45	0.61
Wk 3	9.41	12.57	33.58	2.61	11.64	15.03	29.12	1.62	14.57	18.02	23.68	-1.48