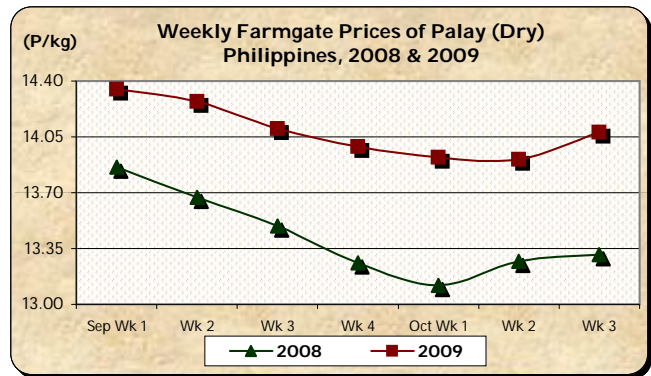


A. Farmgate Price of Palay

* Farmgate price recovered from a series of decreases over the past weeks.

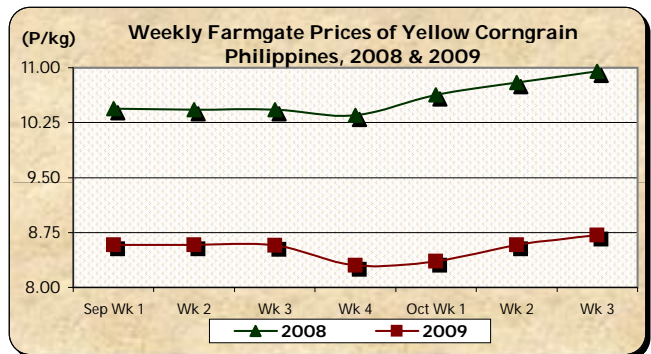
- The average price of P14.08/kg was **up** by 1.22% from last week's quotation and by 5.79% from that of last year.



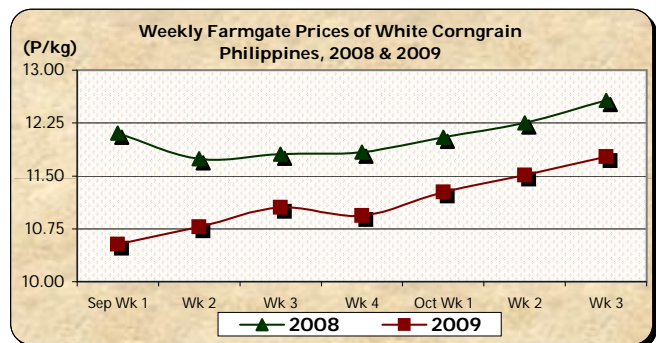
B. Farmgate Prices of Corngrain, Yellow and White

* Prices of both yellow and white corngrains sustained increases.

- Yellow corngrain price at P8.71/kg was 1.52% **higher** than last week's price but was 20.46% **lower** than 2008 level.



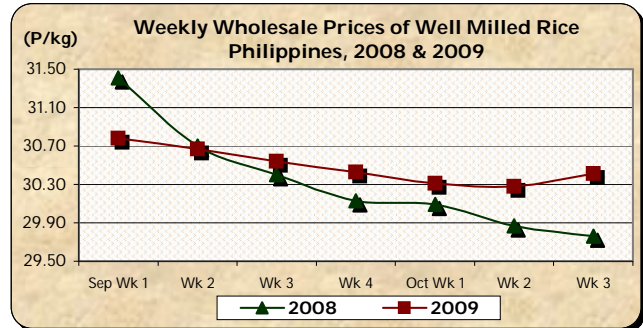
- White corngrain price at P11.77/kg **rose** by 2.26% from last week's P11.51/kg but **fell** by 6.36% relative to last year's P12.57/kg.



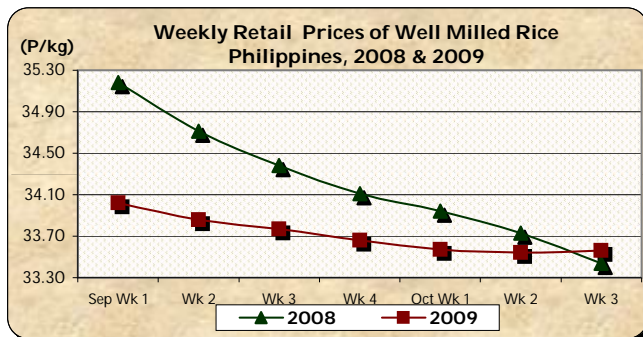
C. Wholesale and Retail Prices of Well Milled Rice (WMR)

* Prices at both wholesale and retail levels went up after several weeks of decreases.

- At wholesale, the average price of P30.41/kg posted **increments** of 0.43% and 2.18% relative to prices of last week and last year, respectively.



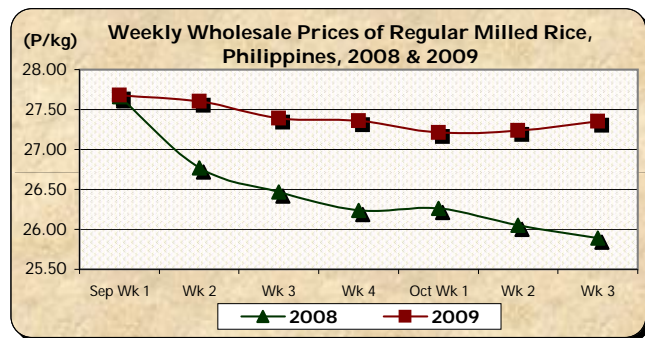
- At retail, the average price of P33.56/kg registered **mark-ups** of 0.06% from last week's level and 0.36% from that of last year.



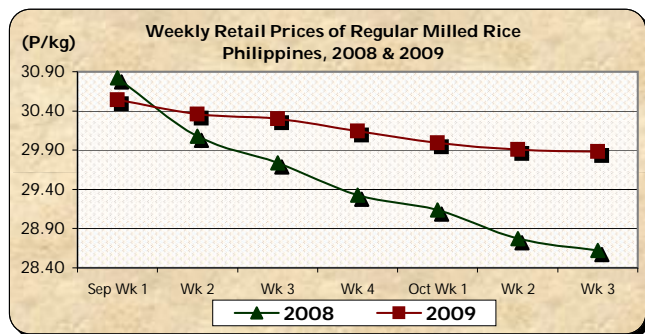
D. Wholesale and Retail Prices of Regular Milled Rice (RMR)

* Wholesale price continued to move upward while retail price sustained a downward movement.

- The average wholesale price of P27.35/kg indicated **gains** of 0.40% and 5.64% relative to last week's and last year's prices, respectively.



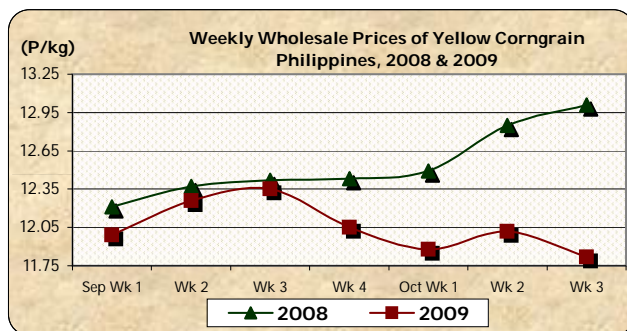
- The average retail price of P29.88/kg was 0.10% **below** last week's level but was 4.40% **above** 2008 quotation.



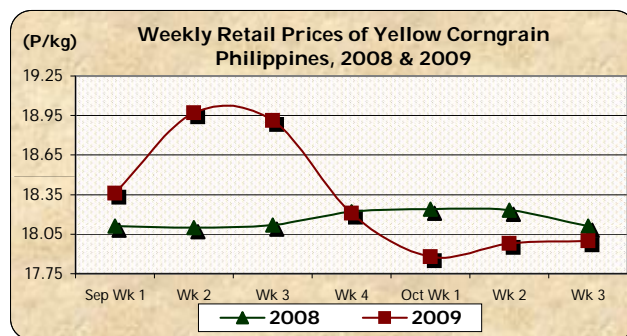
E. Wholesale and Retail Prices of Corngrain, Yellow

* At wholesale, price dropped while at retail price continued to increase.

- At wholesale, the average price of P11.82/kg registered **cuts** of 1.66% and 9.15% from last week's and last year's levels, respectively.



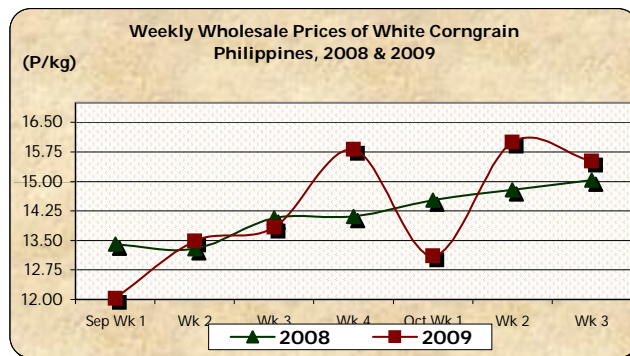
- At retail, the average price of P18.00/kg posted a 0.11% **increment** from last week's price but recorded a 0.61% **decrement** from that of last year.



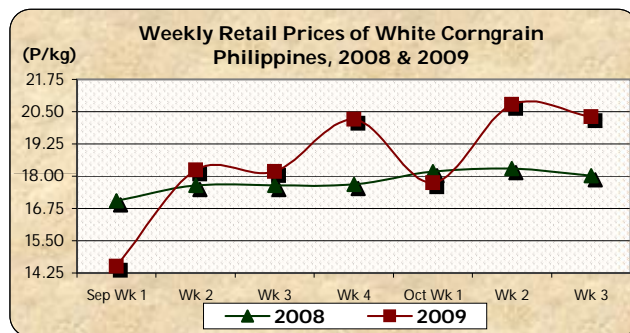
F. Wholesale and Retail Prices of Corngrain, White

* Both wholesale and retail prices slid after huge mark-ups last week.

- The average wholesale price of P15.52/kg recorded a 3.00% **reduction** from last week's P16.00/kg but reflected a 3.26% **gain** from last year's P15.03/kg.



- The average retail price of P20.31/kg was **down** by 2.26% from last week's level but was **up** by 12.71% relative to last year's report.



Annex 1

Comparative Weekly Farmgate, Wholesale and Retail Prices of Palay, Rice and Corn, Philippines

Month/Week	Palay (Dry)				Well Milled Rice (WMR)							
	Farmgate Prices				Wholesale Prices				Retail Prices			
	2008	2009	% Change		2008	2009	% Change		2008	2009	% Change	
(1)	(2)	(3)	(3)/(2)	(weekly)	(6)	(7)	(7)/(6)	(weekly)	(10)	(11)	(11)/(10)	(weekly)
Sep Wk 1	13.86	14.35	3.54	-1.03	31.41	30.78	-2.01	-0.58	35.18	34.02	-3.30	-0.18
Wk 2	13.67	14.27	4.39	-0.56	30.70	30.67	-0.10	-0.36	34.71	33.86	-2.45	-0.47
Wk 3	13.49	14.10	4.52	-1.19	30.40	30.54	0.46	-0.42	34.38	33.77	-1.77	-0.27
Wk 4	13.26	13.99	5.51	-0.78	30.13	30.43	1.00	-0.36	34.11	33.66	-1.32	-0.33
Oct Wk 1	13.12	13.92	6.10	-0.50	30.09	30.31	0.73	-0.39	33.94	33.57	-1.09	-0.27
Wk 2R	13.27	13.91	4.82	-0.07	29.87	30.28	1.37	-0.10	33.73	33.54	-0.56	-0.09
Wk 3P	13.31	14.08	5.79	1.22	29.76	30.41	2.18	0.43	33.44	33.56	0.36	0.06

Month/Week	Regular Milled Rice (RMR)							
	Wholesale Prices				Retail Prices			
	2008	2009	% Change		2008	2009	% Change	
(1)	(2)	(3)	(3)/(2)	(weekly)	(6)	(7)	(7)/(6)	(weekly)
Sep Wk 1	27.66	27.68	0.07	-0.36	30.82	30.54	-0.91	-0.20
Wk 2	26.77	27.60	3.10	-0.29	30.08	30.36	0.93	-0.59
Wk 3	26.47	27.39	3.48	-0.76	29.74	30.30	1.88	-0.20
Wk 4	26.24	27.36	4.27	-0.11	29.33	30.14	2.76	-0.53
Oct Wk 1	26.26	27.21	3.62	-0.55	29.14	29.99	2.92	-0.50
Wk 2R	26.05	27.24	4.57	0.11	28.77	29.91	3.96	-0.27
Wk 3P	25.89	27.35	5.64	0.40	28.62	29.88	4.40	-0.10

Month/Week	Corngrain, Yellow											
	Farmgate Prices				Wholesale Prices				Retail Prices			
	2008	2009	% Change		2008	2009	% Change		2008	2009	% Change	
(1)	(2)	(3)	(3)/(2)	(weekly)	(6)	(7)	(7)/(6)	(weekly)	(10)	(11)	(11)/(10)	(weekly)
Sep Wk 1	10.44	8.58	-17.82	0.94	12.21	11.99	-1.80	-1.64	18.11	18.36	1.38	-0.38
Wk 2	10.43	8.58	-17.74	0.00	12.37	12.26	-0.89	2.25	18.10	18.97	4.81	3.32
Wk 3	10.43	8.57	-17.83	-0.12	12.42	12.35	-0.56	0.73	18.12	18.91	4.36	-0.32
Wk 4	10.35	8.30	-19.81	-3.15	12.43	12.05	-3.06	-2.43	18.22	18.21	-0.05	-3.70
Oct Wk 1	10.63	8.36	-21.35	0.72	12.49	11.88	-4.88	-1.41	18.24	17.88	-1.97	-1.81
Wk 2R	10.80	8.58	-20.56	2.63	12.85	12.02	-6.46	1.18	18.23	17.98	-1.37	0.56
Wk 3P	10.95	8.71	-20.46	1.52	13.01	11.82	-9.15	-1.66	18.11	18.00	-0.61	0.11

Month/Week	Corngrain, White											
	Farmgate Prices				Wholesale Prices				Retail Prices			
	2008	2009	% Change		2008	2009	% Change		2008	2009	% Change	
(1)	(2)	(3)	(3)/(2)	(weekly)	(6)	(7)	(7)/(6)	(weekly)	(10)	(11)	(11)/(10)	(weekly)
Sep Wk 1	12.11	10.53	-13.05	-1.86	13.40	12.02	-10.30	3.09	17.05	14.50	-14.96	-2.09
Wk 2	11.74	10.78	-8.18	2.37	13.29	13.48	1.43	12.15	17.64	18.23	3.34	25.72
Wk 3	11.81	11.05	-6.44	2.50	14.07	13.83	-1.71	2.60	17.64	18.17	3.00	-0.33
Wk 4	11.84	10.94	-7.60	-1.00	14.11	15.82	12.12	14.39	17.68	20.21	14.31	11.23
Oct Wk 1	12.05	11.27	-6.47	3.02	14.53	13.11	-9.77	-17.13	18.18	17.75	-2.37	-12.17
Wk 2R	12.25	11.51	-6.04	2.13	14.79	16.00	8.18	22.04	18.29	20.78	13.61	17.07
Wk 3P	12.57	11.77	-6.36	2.26	15.03	15.52	3.26	-3.00	18.02	20.31	12.71	-2.26

Note: R-revised; P-preliminary

