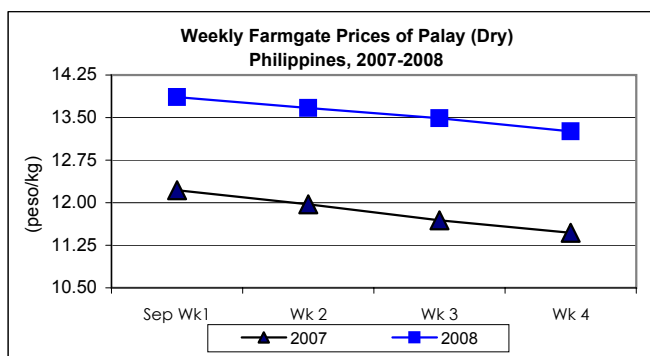




Updates on Palay, Rice & Corn Prices, September 2008

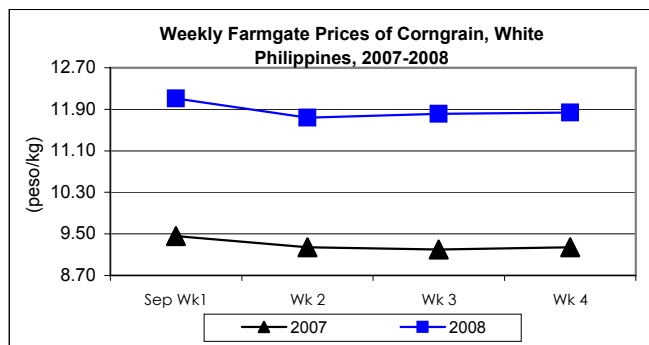
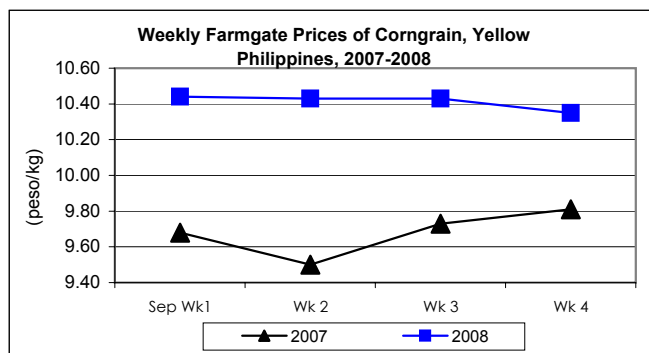
A. Farmgate Price of Palay

- * Prices continuously decreased throughout the month.
 - Average price of palay at P13.57/kg registered a **decrement** of 9.05% from last month's price but posted an **increment** of 14.03% from last year's quotation.



B. Farmgate Prices of Corngrain, Yellow and White

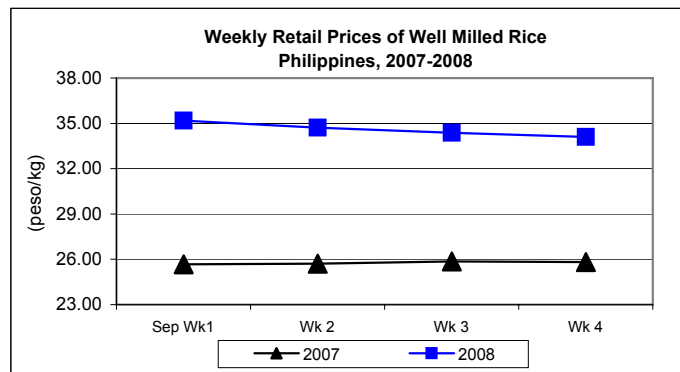
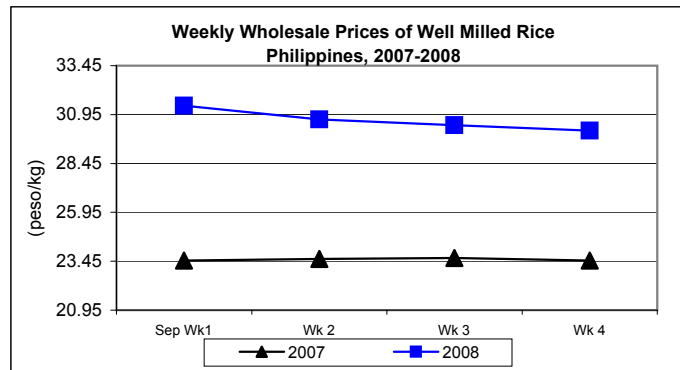
- * Price of yellow corngrain recorded declines except on the 3rd week. Price of white corngrain, on the other hand, slid on the 2nd week but continuously recovered until the close of the month.
 - Average price of yellow corngrain at P10.45/kg was 0.57% **lower** than last month's price but was 6.52% **higher** than last year's record.
 - Average price of white corngrain at P12.02/kg recorded **mark-ups** of 0.42% and 28.97% from prices of August 2008 and September 2007, respectively.



C. Wholesale and Retail Prices of Well Milled Rice (WMR)

☀ Prices at both wholesale and retail levels were going down continuously throughout the month.

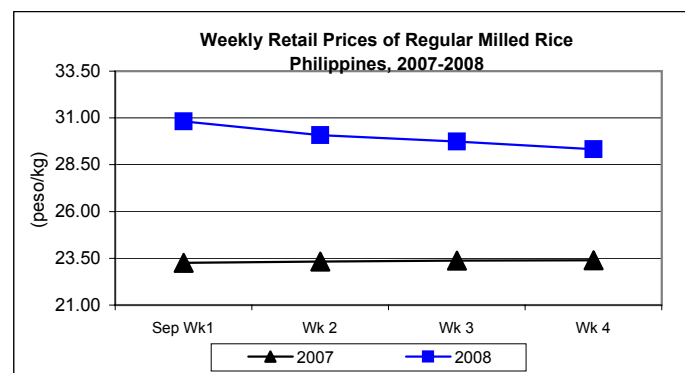
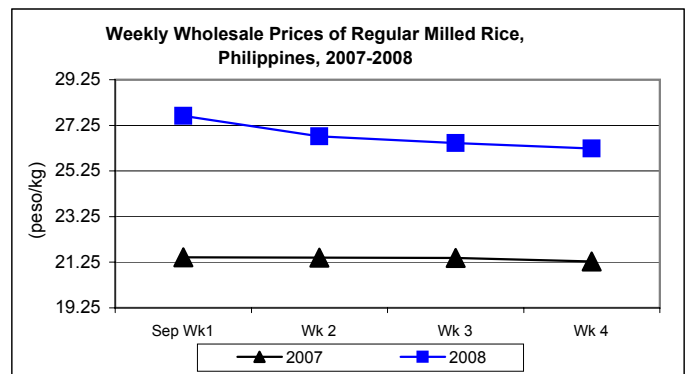
- Average wholesale price of P30.66/kg **fell** by 7.37% from last month's level but **rose** by 30.30% from last year's price.
- Average retail price of P34.59/kg **dropped** by 5.75% compared to last month's price but **gained** by 34.38% relative to last year's level.



D. Wholesale and Retail Prices of Regular Milled Rice (RMR)

☀ Prices at both wholesale and retail levels sustained weekly decreases.

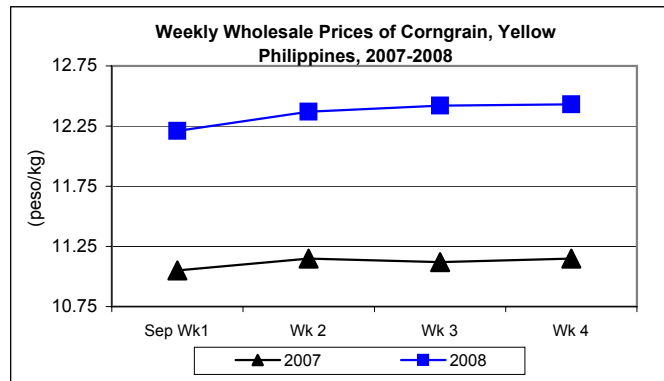
- At wholesale, average price of P26.82/kg **went down** by 9.70% from last month's P29.70/kg but **moved up** by 25.21% from last year's P21.42/kg.
- At retail, average price of P30.01/kg posted a **cut** of 8.56% from last month's price but recorded a **mark-up** of 28.69% over last year's level.



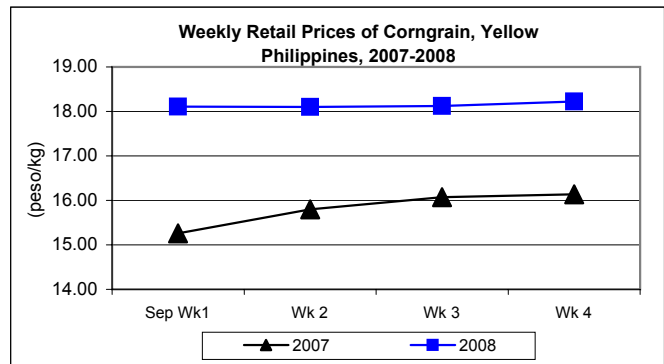
E. Wholesale and Retail Prices of Corngrain, Yellow

☀ At wholesale, price weakened on the 1st week then moved up continuously until the close of the month. At retail, price reductions were recorded on the first half of the month while price gains were noted on the remaining half.

- Average wholesale price at P12.35/kg was 6.01% **below** August 2008 level but 9.20% **above** September 2007 report.



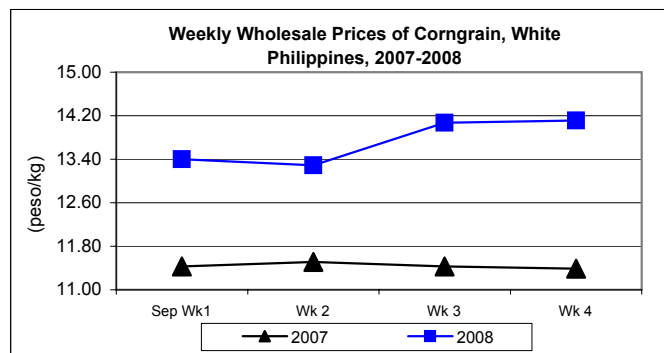
- Average retail price at P18.06/kg **went down** by 3.42% from last month's P18.70/kg but **scaled up** by 13.30% compared to last year's P15.94/kg.



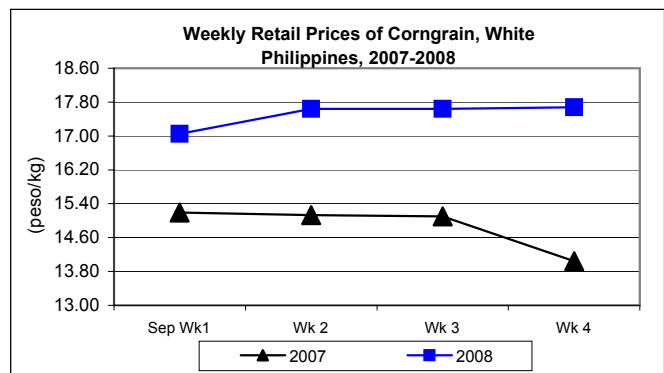
F. Wholesale and Retail Prices of Corngrain, White

☀ Prices generally moved upward at both levels, however, cuts were posted on the 2nd week at wholesale and on the 1st week at retail.

- At wholesale, the average price of P13.72/kg was **higher** by 8.20% and 19.93% relative to prices of last month and last year, respectively.



- At retail, the average price of P17.50/kg was **up** by 2.16% from last month's P17.13/kg and last year's P14.51/kg.



Annex 1

Comparative Farmgate, Wholesale and Retail Prices of Palay, Rice and Corn, Philippines for the month of September 2008

Month/Week	Palay, dry		Well Milled Rice (WMR)			
	Farmgate Prices		Wholesale Prices		Retail Prices	
	Price/kg	% Change	Price/kg	% Change	Price/kg	% Change
Wk 1	13.86	-2.53	31.41	-1.60	35.18	-1.68
Wk 2	13.67	-1.37	30.70	-2.26	34.71	-1.34
Wk 3	13.49	-1.32	30.40	-0.98	34.38	-0.95
Wk 4	13.26	-1.70	30.13	-0.89	34.11	-0.79
Sep 2008	13.57	-	30.66	-	34.59	-
Sep 2007	11.90	14.03	23.53	30.30	25.74	34.38
Aug 2008	14.92	-9.05	33.10	-7.37	36.70	-5.75

Month/Week	Regular Milled Rice (RMR)			
	Wholesale Prices		Retail Prices	
	Price/kg	% Change	Price/kg	% Change
Wk 1	27.66	-2.85	30.82	-2.59
Wk 2	26.77	-3.22	30.08	-2.40
Wk 3	26.47	-1.12	29.74	-1.13
Wk 4	26.24	-0.87	29.33	-1.38
Sep 2008	26.82	-	30.01	-
Sep 2007	21.42	25.21	23.32	28.69
Aug 2008	29.70	-9.70	32.82	-8.56

Month/Week	Corngrain, Yellow					
	Farmgate Prices		Wholesale Prices		Retail Prices	
	Price/kg	% Change	Price/kg	% Change	Price/kg	% Change
Wk 1	10.44	-0.85	12.21	-0.33	18.11	-0.39
Wk 2	10.43	-0.10	12.37	1.31	18.10	-0.06
Wk 3	10.43	0.00	12.42	0.40	18.12	0.11
Wk 4	10.35	-0.77	12.43	0.08	18.22	0.55
Sep 2008	10.45	-	12.35	-	18.06	-
Sep 2007	9.81	6.52	11.31	9.20	15.94	13.30
Aug 2008	10.51	-0.57	13.14	-6.01	18.70	-3.42

Month/Week	Corngrain, White					
	Farmgate Prices		Wholesale Prices		Retail Prices	
	Price/kg	% Change	Price/kg	% Change	Price/kg	% Change
Wk 1	12.11	2.45	13.40	4.20	17.05	-0.93
Wk 2	11.74	-3.06	13.29	-0.82	17.64	3.46
Wk 3	11.81	0.60	14.07	5.87	17.64	0.00
Wk 4	11.84	0.25	14.11	0.28	17.68	0.23
Sep 2008	12.02	-	13.72	-	17.50	-
Sep 2007	9.32	28.97	11.44	19.93	14.51	20.61
Aug 2008	11.97	0.42	12.68	8.20	17.13	2.16