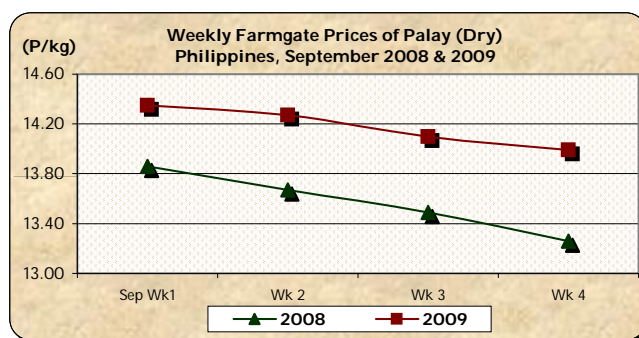


A. Farmgate Price of Palay

* Price reductions were continuously recorded throughout the month.

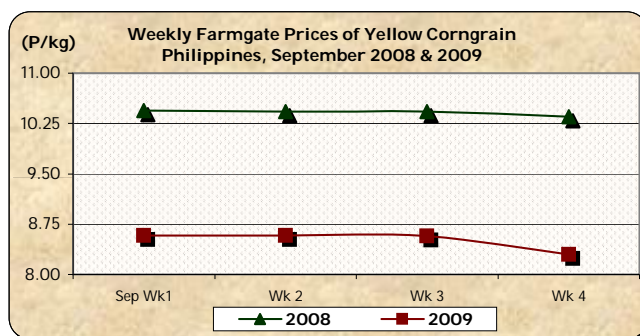
- The monthly average price of P14.15/kg **slid** by 3.81% relative to last month's price but **gained** by 4.27% compared to last year's level.



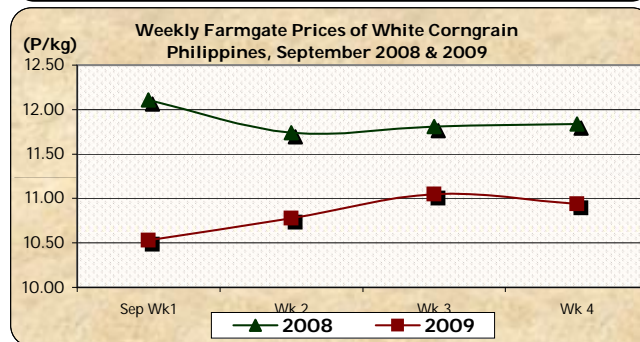
B. Farmgate Prices of Corngrain, Yellow and White

* Decline in prices was recorded by yellow corngrain on the 3rd and 4th weeks of the month. White corngrain posted price reductions on the 1st and 4th weeks of the month.

- The average price of yellow corngrain at P8.49/kg **decreased** by 5.56% and 18.76% from last month's and last year's prices, respectively.



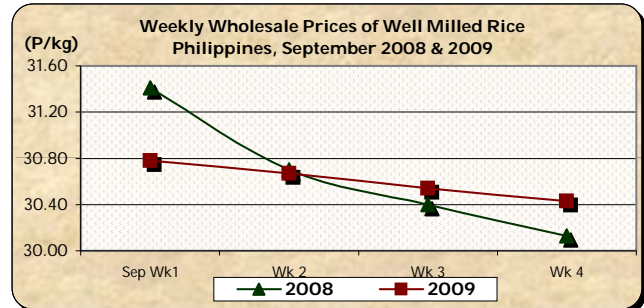
- The average price of white corngrain at P10.74/kg was **down** by 2.89% from last month's P11.06/kg and by 10.65% from last year's P12.02/kg.



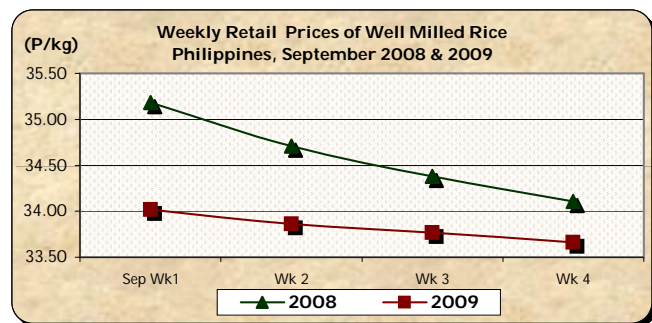
C. Wholesale and Retail Prices of Well Milled Rice (WMR)

* Continuous downtrend of prices was observed at both wholesale and retail levels.

- The average wholesale price of P30.62/kg indicated **decrements** of 1.83% and 0.13% relative to prices of August 2009 and September 2008, respectively.



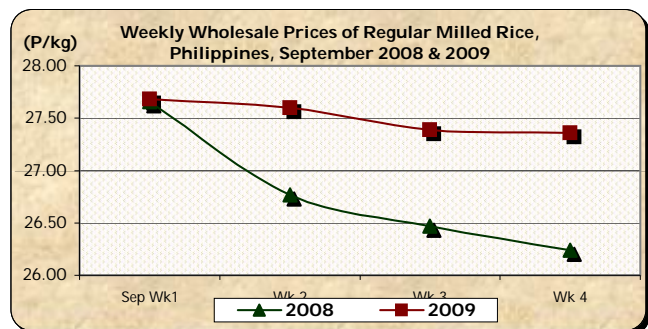
- The average retail price of P33.83/kg posted **reductions** of 1.23% from last month's price and 2.20% from last year's quotation.



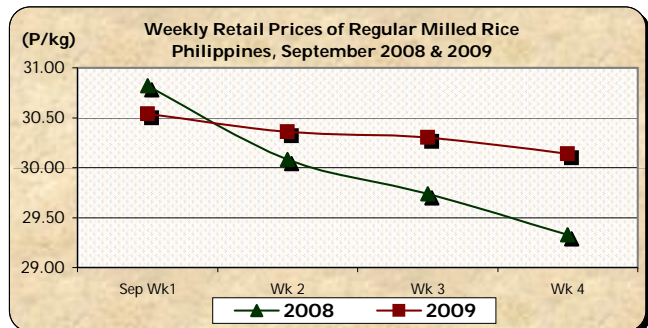
D. Wholesale and Retail Prices of Regular Milled Rice (RMR)

* Both wholesale and retail prices sustained weekly cuts.

- At wholesale, the average price of P27.51/kg was **down** by 2.17% from last month's P28.12/kg but was **up** by 2.57% from last year's P26.82/kg.



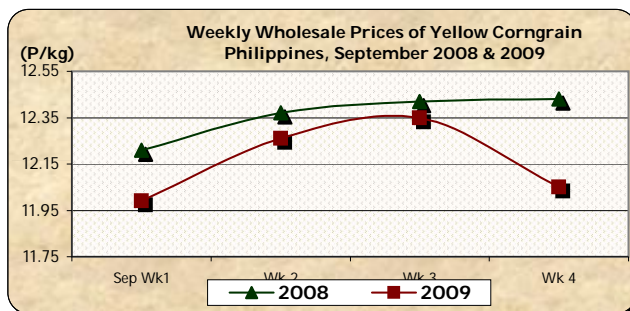
- At retail, the average price of P30.33/kg was 1.37% **below** last month's price but was 1.07% **above** last year's level.



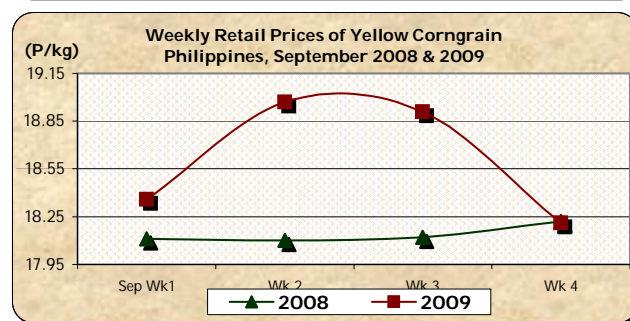
E. Wholesale and Retail Prices of Corngrain, Yellow

* At wholesale, downward movement of prices was noted at the onset and close of the month while price gains were reflected on midmonth. At retail, upward price movement was registered on the 2nd week while price cuts were indicated on other weeks.

■ The average wholesale price of P12.25/kg softened by 3.92% and 0.81% compared to prices of August 2009 and September 2008, respectively.



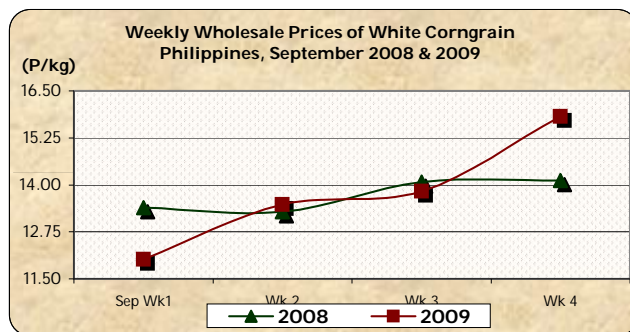
■ The average retail price of P18.63/kg was 0.96% lower than last month's level but was 3.16% higher than last year's report.



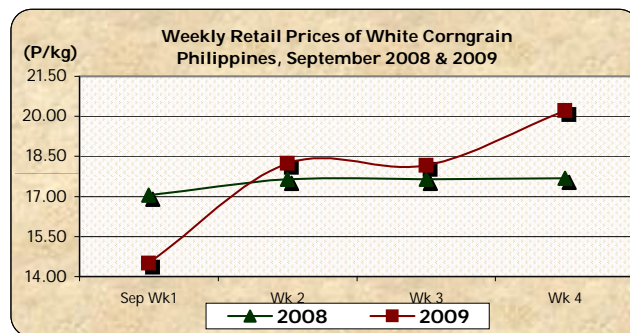
F. Wholesale and Retail Prices of Corngrain, White

* Significant price increases were recorded on the 2nd and 4th weeks of September at both wholesale and retail levels.

■ At wholesale, the average price of P15.96/kg registered mark-ups of 5.28% and 16.33% relative to last month's and last year's levels, respectively.



■ At retail, the average price of P20.44/kg indicated increments of 6.51% from last month's P19.19/kg and 16.80% from last year's P17.50/kg.



Annex 1

Comparative Farmgate, Wholesale and Retail Prices of Palay, Rice and Corn, Philippines for the month of September 2009

Month/Week	Palay, dry		Well Milled Rice (WMR)			
	Farmgate Prices		Wholesale Prices		Retail Prices	
	Price/kg	% Change	Price/kg	% Change	Price/kg	% Change
Wk 1	14.35	-1.03	30.78	-0.58	34.02	-0.18
Wk 2	14.27	-0.56	30.67	-0.36	33.86	-0.47
Wk 3R	14.10	-1.19	30.54	-0.42	33.77	-0.27
Wk 4P	13.99	-0.78	30.43	-0.36	33.66	-0.33
Sep 2009P	14.15	-	30.62	-	33.83	-
Sep 2008	13.57	4.27	30.66	-0.13	34.59	-2.20
Aug 2009R	14.71	-3.81	31.19	-1.83	34.25	-1.23

Month/Week	Regular Milled Rice (RMR)			
	Wholesale Prices		Retail Prices	
	Price/kg	% Change	Price/kg	% Change
Wk 1	27.68	-0.36	30.54	-0.20
Wk 2	27.60	-0.29	30.36	-0.59
Wk 3R	27.39	-0.76	30.30	-0.20
Wk 4P	27.36	-0.11	30.14	-0.53
Sep 2009P	27.51	-	30.33	-
Sep 2008	26.82	2.57	30.01	1.07
Aug 2009R	28.12	-2.17	30.75	-1.37

Month/Week	Corngrain, Yellow					
	Farmgate Prices		Wholesale Prices		Retail Prices	
	Price/kg	% Change	Price/kg	% Change	Price/kg	% Change
Wk 1	8.58	0.94	11.99	-1.64	18.36	-0.38
Wk 2	8.58	0.00	12.26	2.25	18.97	3.32
Wk 3R	8.57	-0.12	12.35	0.73	18.91	-0.32
Wk 4P	8.30	-3.15	12.05	-2.43	18.21	-3.70
Sep 2009P	8.49	-	12.25	-	18.63	-
Sep 2008	10.45	-18.76	12.35	-0.81	18.06	3.16
Aug 2009R	8.99	-5.56	12.75	-3.92	18.81	-0.96

Month/Week	Corngrain, White					
	Farmgate Prices		Wholesale Prices		Retail Prices	
	Price/kg	% Change	Price/kg	% Change	Price/kg	% Change
Wk 1	10.53	-1.86	12.02	3.09	14.50	-2.09
Wk 2	10.78	2.37	13.48	12.15	18.23	25.72
Wk 3R	11.05	2.50	13.83	2.60	18.17	-0.33
Wk 4P	10.94	-1.00	15.82	14.39	20.21	11.23
Sep 2009P	10.74	-	15.96	-	20.44	-
Sep 2008	12.02	-10.65	13.72	16.33	17.50	16.80
Aug 2009R	11.06	-2.89	15.16	5.28	19.19	6.51

Note: R-revised; P-preliminary

